


# South Africa Yearbook 2015/16



government  
communications

Department:  
Government Communication and Information System  
REPUBLIC OF SOUTH AFRICA



<b>Foreword</b>	<b>iii – iv</b>	<b>Justice and correctional services</b>	<b>301 – 316</b>
<b>The land and its people</b>	<b>1 – 12</b>	<b>Mineral resources</b>	<b>317 – 328</b>
<b>History</b>	<b>13 – 30</b>	<b>Police, defence and intelligence</b>	<b>329 – 348</b>
<b>Agriculture, forestry and fisheries</b>	<b>31 – 64</b>	<b>Rural development and land reform</b>	<b>349 – 358</b>
<b>Arts and culture</b>	<b>65 – 88</b>	<b>Science and technology</b>	<b>359 – 376</b>
<b>Communications</b>	<b>89 – 106</b>	<b>Sport and recreation</b>	<b>393 – 404</b>
<b>Economy</b>	<b>107 – 132</b>	<b>Tourism</b>	<b>405 – 436</b>
<b>Education</b>	<b>133 – 154</b>	<b>Transport</b>	<b>437 – 440</b>
<b>Energy</b>	<b>155 – 172</b>	<b>Water affairs</b>	<b>441 – 456</b>
<b>Environment</b>	<b>173 – 200</b>	<b>Addendum</b>	<b>457 – 500</b>
<b>Finance</b>	<b>201 – 218</b>		
<b>Government systems</b>	<b>219 – 242</b>		
<b>Health</b>	<b>243 – 258</b>		
<b>Human settlements</b>	<b>259 – 270</b>		
<b>International relations and cooperation</b>	<b>271 – 300</b>		



This edition of the *South Africa Yearbook* (SAYB) 2015/16 prominently portrays South Africa as being imbued with the requisite resources and countless opportunities, for sustainable growth and development. It also highlights the indomitable fact that South Africa is open for business as a tourist and investment destination of choice.

Since 1994 the country has witnessed unprecedented development, which is attributed to the far-reaching interventions that government has implemented in order to move the country forward.

The content in this SAYB echoes the core elements being championed in the National Development Plan, which aims to tackle the triple challenge of poverty, unemployment and inequality by 2030.

These include housing; water; electricity and sanitation; safe and reliable public transport; quality education and skills development; safety and security; quality healthcare; social protection; employment; recreation and leisure; clean environment, and adequate nutrition.

Another milestone worth celebrating is the more than 4,3 million houses and subsidies delivered by government since 1994, benefiting more than 20 million South Africans. Government has been at the forefront of efforts to reduce poverty and unemployment through various job-intensive and capacity-building projects.

They include the Expanded Public Works Programme and environmental programmes such as Working on Waste, Working for Wetlands, Working for Water and Working on Fire, which have collectively created a significant number

of work opportunities, especially for women and the youth.

Despite the devastating impact of the global economic downturn, the country remains amenable to foreign and local investors alike.

One of the achievements that reinforce South Africa as one of the most globally competitive countries in the world is that the African Union has designated the country as the rail production hub for the continent. The tourism industry has proved to be a major contributor to the South African economy and employment.

The Bill of Rights, as enshrined in our Constitution, is the cornerstone of our democracy and affirms the right to human dignity, equality and freedom of all people in our country. Social cohesion and nation-building remain the building blocks for a united, non-sexist and prosperous nation that is averse to any form of racism, xenophobia and intolerance.

Some of the progressive policies introduced in 2015 included the White Paper on the National Health Insurance, which aims to provide access to healthcare to all people, and the *White Paper on the Rights of Persons with Disabilities*, which is intended to uphold the dignity and rights of persons with disabilities.

In addition to ongoing HIV and AIDS awareness campaigns, government has put over 3,4 million people on antiretroviral treatment, which has resulted in a significant reduction in both the number of people dying as a result of HIV infection and the levels of mother-to-child HIV transmission rates.

Government continues to provide social grants to more than 17 million South Africans in order to alleviate poverty. We value the importance of quality education and skills development. In the words of former President Nelson Mandela, "education is the most powerful weapon which you can use to change the world."

Therefore, more funding has been channelled towards learning and teaching at both basic and tertiary levels.

Government remains steadfast in its fervent endeavour to improve the lives of all South Africans.

His Excellency Jacob G. Zuma  
**President of the Republic of South Africa**  
**October 2016**

*South Africa Yearbook 2015/16*

Twenty-third (23rd) edition

(Originally published as *South Africa Official Yearbook*)

**Editors:** Elias Tibane and Nomfundo Lentsoane

**Assistant editors:** Malphia Honwane and Jacky Kraamwinkel

**Research and editorial support:** Ursula Graaff

**Support services:** Carel Mojela

**Picture coordinator:** Elizabeth Mpila

**Images supplied by:** GCIS

**Design and layout:** Rachel Sekhu

Compiled, edited and published by Government Communications (GCIS)

Private Bag X745, Pretoria, 0001

Telephone: 012 473 0000

Website: [www.gcis.gov.za](http://www.gcis.gov.za)

ISBN: 978-0-620-72235-3

The *South Africa Yearbook* (SAYB) is compiled and edited by the GCIS. The editorial staff has taken all reasonable care to ensure correctness of facts and statistics. However, any person requiring formal confirmation of any data in the SAYB, or more detailed specific information, should consult the sources as indicated. The information is also available on *Government Online* ([www.gov.za](http://www.gov.za)).

Unless otherwise specified, the information contained in this book was the latest available in October 2016.







South Africa Yearbook 2015/16

# Land and it's people

South Africa occupies the most southern tip of Africa with its long coastline stretching more than 3 000 km from the desert border with Namibia on the Atlantic coast southwards around the tip of Africa and then north to the border of subtropical Mozambique on the Indian Ocean.

The country has more than 290 conservation parks. It is home to almost 300 mammal species, about 860 bird species and 8 000 plant species. The annual sardine run is the biggest migration on the planet.

South Africa comprises eight world heritage sites and is divided into eight biomes.

The heritage sites are:

- Cradle of Humankind
- Mapungubwe Cultural Landscape
- Richtersveld Cultural and Botanical Landscape
- Robben Island
- Cape Floral Region Protected Areas
- iSimangaliso Wetland Park
- Vredefort Dome
- uKhahlamba / Drakensberg Park

The biomes are:

- Grassland
- Savanna
- Succulent Karoo
- Nama Karoo
- Forest
- Fynbos
- Desert
- Thicket.

The country is considered to be the cradle of humankind and boasts 40% of all hominid finds on Earth.

## The land

Stretching latitudinally from 22°S to 35°S and longitudinally from 17°E to 33°E, South Africa's surface area covers 1 219 602 km<sup>2</sup>.

Physical features range from bushveld, grasslands, forests, deserts and majestic mountain peaks, to wide unspoilt beaches and coastal wetlands.

The country shares common boundaries with Namibia, Botswana, Zimbabwe, Mozambique and Swaziland, while the Mountain Kingdom of Lesotho is landlocked by South African territory in the south-east.

The Prince Edward and Marion islands, annexed by South Africa in 1947, lie some 1 920 km south-east of Cape Town.

## The oceans and coastline

The warm Mozambique-Agulhas Current skirts the east and south coasts as far as Cape Agulhas, while the cold Benguela Current flows

northwards along the west coast as far as southern Angola.

The contrast in temperature between these two currents partly accounts for significant differences in climate and vegetation, as well as differences in marine life.

Owing to the cold waters of the west coast being much richer in oxygen, nitrates, phosphates and plankton than those of the east coast, the South African fishing industry is centred on the west coast.

Saldanha Bay on the west coast is the only ideal natural harbour.

## Rivers and lakes

None of the country's rivers are commercially navigable and most river mouths are unsuitable as harbours because large sandbanks block entry for most of the year.

South Africa has no significant natural lakes. Artificial lakes are used mostly for crop irrigation.

The Orange River is South Africa's largest river. Rising in the Drakensberg Mountains, it traverses through the Lesotho Highlands and joins the Caledon River between the Eastern Cape and the Free State before it empties into the Atlantic Ocean forming the border with Namibia.

Other major rivers include the Vaal, Breede, Komati, Lepelle (previously Olifants), Tugela, Umzimvubu, Limpopo and Molopo.

Average temperatures (°C) in South Africa

City	Summer		Winter	
	Max	Min	Max	Min
Bloemfontein	31	15	17	-2
Cape Town	26	16	18	7
Durban	28	21	23	11
East London	26	18	21	10
George	25	15	19	7
Johannesburg	26	15	17	4
Kimberley	33	18	19	3
Mthatha	27	16	21	4
Musina	34	21	25	7
Nelspruit	29	19	23	6
Pietermaritzburg	28	18	23	3
Polokwane	28	17	20	4
Port Elizabeth	25	18	20	9
Pretoria	29	18	20	5
Richards Bay	29	21	23	12
Skukuza	33	21	26	6
Thohoyandou	31	20	24	10
Upington	36	20	21	4

Source: South African Weather Service



## Relief features

South Africa's surface area falls into two major physiographic categories: the interior plateau and the land between the plateau and the coast.

Forming the boundary between these two areas is the Great Escarpment, the most prominent and continuous relief feature of the country. Its height above sea level varies from about 1 500 m in the dolerite-capped Roggeveld scarp in the south-west, to 3 482 m in the KwaZulu-Natal Drakensberg.

Inland from the escarpment lies the interior plateau, which is the southern continuation of the great African plateau stretching north to the Sahara Desert. The plateau is characterised by wide plains with an average height of 1 200 m above sea level. The dissected Lesotho plateau, which is more than 3 000 m above sea level, is the most prominent.

Between the Great Escarpment and the coast lies an area which varies in width from 80 km to 240 km in the east and south, and 60 km to 80 km in the west. At least three major subdivisions are recognised – the eastern plateau slopes, the Cape folded belt and adjacent regions, and the western plateau slopes.

## Climate

A subtropical location, moderated by ocean on three sides of the country and the altitude of the interior plateau, account for the warm temperate conditions. South Africa is a relatively dry country, with an average annual rainfall of about 464 mm.

While the Western Cape gets most of its rainfall in winter, the rest of the country is generally a summer-rainfall region.

Temperatures in South Africa tend to be lower than in other countries at similar latitudes owing mainly to greater elevation above sea level.

On the interior plateau, the altitude – Johannesburg lies at 1 694 m – keeps the average summer temperatures below 30°C. In winter, for the same reason, night-time temperatures can drop to freezing point or lower in some places. South Africa's coastal regions are therefore relatively warm in winter.

## The people

For 2015, Statistics South Africa estimated the mid-year population as 54,96 million. Approximately 28,07 million (51%) of the population was female. Gauteng comprised the largest share of the South African population. Approximately 13,20 million people (24%) live in this province.

### Languages according to mother tongue

Language	Percentage	Language	Percentage
IsiZulu	22,7%	isiNdebele	2,1%
IsiXhosa	16,0%	Siswati	2,6%
Afrikaans	13,5%	Tshivenda	2,4%
Sepedi	9,1%	Xitsonga	4,5%
English	9,6%	Sesotho	7,5%
Setswana	8,0%	Sign Language	0,5%

Census 2011

KwaZulu-Natal is the province with the second largest population, with 10,92 million people (19,9%) living in this province.

With a population of approximately 1,19 million people (2,2%), Northern Cape remains the province with the smallest share of the South African population.

About 30,2% of the population is aged younger than 15 years and approximately 4,42 million (8,0%) is 60 years or older. Of those younger than 15 years, approximately 3,80 million (22,9%) live in KwaZulu-Natal and 3,28 million (19,7%) live in Gauteng.

Migration is an important demographic process in shaping the age structure and distribution of the provincial population. For the period 2011–2016 it was estimated that approximately 243 118 people would migrate from the Eastern Cape; Limpopo was estimated to experience an out-migration of nearly 303 151 people. During the same period, Gauteng and Western Cape were estimated to experience an inflow of migrants of approximately 1 169 837 and 350 569 respectively. Life expectancy at birth for 2015 was estimated at 60,6 years for males and 64,3 years for females. The infant mortality rate for 2015 was estimated at 34,4 per 1 000 live births. The estimated overall HIV prevalence rate is approximately 11,2% of the total South African population. The total number of people living with HIV is estimated at approximately 6,19 million in 2015. For adults aged 15–49 years, an estimated 16,6% of the population is HIV positive.

## Languages

Besides the official languages, scores of others – African, European, Asian and more – are spoken in South Africa, as the country lies at the crossroads of southern Africa. Other languages spoken here and mentioned in the Constitution are the Khoi, Nama and San languages, sign language, Arabic, German, French, Greek, Gujarati, Hebrew, Hindi, Portuguese, Sanskrit, Tamil, Telegu and Urdu. There are also a few



indigenous creoles and pidgins.

English is generally understood across the country, being the language of business, politics and the media, and the country's lingua franca. But it only ranks fourth out of 11 as a home language.

South Africa's linguistic diversity means that all 11 languages have had a profound effect on one another. South African English, for example, is littered with words and phrases from Afrikaans, isiZulu, Nama and other African languages.

isiZulu is the mother tongue of 22,7% of South Africa's population, followed by isiXhosa at 16,0%, Afrikaans at 13,5%, Sepedi at 9,1%, English at 9,6%, Setswana at 8,0%, Sesotho is the mother tongue of 7,5% of South Africans, while the remaining four official languages are spoken at home by less than 5% of the population each.

Additionally, 0,5% of the population indicated that they use Sign Language to communicate in the home.

Predominant languages by province (census 2011 figures) are:

- Eastern Cape – isiXhosa (78,8%), Afrikaans (10,6%)
- Free State – Sesotho (64,2%), Afrikaans (12,7%)
- Gauteng – Zulu (19,8%), English (13,3%)
- KwaZulu-Natal – isiZulu (77,8%), English (13,2%)
- Limpopo – Sesotho (52,9%), Venda (16,7%)
- Mpumalanga – Siswati (27,7%), isiZulu (24,1%)
- Northern Cape – Afrikaans (68%), Setswana (33,1%)
- North West – Setswana (63,4%), Afrikaans (9%)
- Western Cape – Afrikaans (55,3%), isiXhosa (24,7%), English (19,3%).

## Religion

South Africa is a secular democracy with freedom of religion. Many religions are represented in the ethnic and regional diversity of the population.

The majority of South Africans or 79,8%, are Christian. The independent African Zion Christian churches predominate, being the faith of 15,3% of the total population, and 19,2% of all Christians. Roughly 15% of the population have no religion, and 1,4% are undetermined about their faith. Islam is the religion of 1,5% of South Africans, Hinduism that of 1,2%, African traditional belief 0,3%, Judaism 0,2% and other beliefs 0,6%.

## The provinces

### Eastern Cape

The Eastern Cape, at 168 966 km<sup>2</sup>, is South Africa's second-largest province after the Northern Cape, taking up 13,9% of the total land area.

The province has a population of more than 6,9 million people, the majority of whom speak isiXhosa, followed by Afrikaans and English.

It is a region of great natural beauty, particularly the rugged cliffs, rough seas and dense green bush of the Wild Coast.

The region has remarkable natural diversity, ranging from the dry, desolate Great Karoo to the lush forests of the Wild Coast and the Keiskamma Valley; the fertile Langkloof Valley, renowned for its rich apple harvests; and the mountainous southern Drakensberg region at Elliot.

Various floral habitats meet in the province, ranging from tropical forests in the north to the more temperate woods of the south.

The province is home to a number of higher education institutions, including Rhodes University, the Nelson Mandela Metropolitan University, the University of Fort Hare and the Walter Sisulu University of Technology.

It has airports in Bisho, East London, Mthatha and Port Elizabeth. It also has two major harbours in East London and Port Elizabeth respectively.

### Agriculture, fisheries and forestry

The fertile Langkloof Valley in the south-west has enormous deciduous fruit orchards, while sheep farming predominates in the Karoo.

The Alexandria-Grahamstown area produces pineapples, chicory and dairy products, while coffee and tea are cultivated at Magwa.

An olive nursery has been developed in collaboration with the University of Fort Hare to form a nucleus of olive production in the Eastern Cape.

The coastal areas receive good summer rainfall and have a moderate climate, becoming more subtropical to the north-west, which makes it particularly suitable for forestry.

#### Eastern Cape

**Capital:** Bisho

**Principal languages:**

isiXhosa 78,8%

Afrikaans 10,6%

English 5,6%

**Population:** 6 916 200

**Percentage share of the total population:** 12,6%

**Area:** 168 966 km<sup>2</sup>

Source: Census 2011 and Mid-year population estimates, 2015



The basis of the province's fishing industry is squid, some recreational and commercial fishing for line fish, the collection of marine resources, and access to line-catches of hake.

### Industry

There are two industrial development zones: the West Bank in East London and Coega, near Port Elizabeth, which includes the deepwater Port of Ngqura.

The metropolitan economies of Port Elizabeth and East London are based primarily on manufacturing, the most important being automotive manufacturing. The province is the hub of South Africa's motor industry. With its ability to link throughout the economy, the government has identified the automotive industry as a key growth sector. It already exhibited significant growth under the Motor Industry Development Programme.

Other important sectors include renewables and green industries, forestry and timber processing, pharmaceuticals, plastics and chemicals, capital goods and tourism.

### Free State

According to the *Mid-year population estimates, 2015*, there were over 2,8 million people in the Free State on about 129 825 km<sup>2</sup> of land. The main languages spoken are Sesotho, Afrikaans and isiXhosa.

The Free State has wide horizons and blue skies, farmland, mountains, goldfields and widely dispersed towns.

It lies in the heart of South Africa, with Lesotho nestling in the hollow of its bean-like shape. Between the Vaal River in the north and the Orange River in the south, this immense rolling prairie stretches as far as the eye can see.

Mangaung, comprising Bloemfontein, Botshabelo and Thaba Nchu, has an established institutional, educational and administrative infrastructure. With Bloemfontein being South Africa's judicial capital, the province houses the Supreme Court of Appeal. Important towns include Welkom, Sasolburg, Odendaalsrus,

Kroonstad, Parys, Phuthaditjhaba, Bethlehem and the charming village of Clarens situated in the rolling foothills of the Maluti Mountains.

Some of South Africa's most valued San rock art can be found in the Free State. Other tourist attractions include the Golden Gate National Park, the annual air show in Bethlehem, the Cherry Festival in Ficksburg and the Fauresmith International Endurance Ride equestrian event.

The annual Mangaung African Cultural Festival, known as *Macufe*, is hosted in partnership with the Tourism Authority and the Performing Arts Centre of the Free State.

The Vredefort Dome, 10 km in diameter, is South Africa's seventh World Heritage Site.

### Agriculture

Agriculture dominates the Free State landscape, with cultivated land covering 32 000 km<sup>2</sup> and natural veld and grazing 87 000 km<sup>2</sup> of the province. Field crops yield almost two thirds of the gross agricultural income of the province. Animal products contribute a further 30%, with the balance generated by horticulture.

### Mining

The National Development Plan has intensified the mining potential that still exists in the goldfields region of Matjhabeng in the Lejweleputswa District as a job intervention zone. The De Bron-Merriespruit Gold Project and the Bloemhoek Gold Project are included as potential development projects in the scope of work of the Presidential Infrastructure Coordinating Commission.

The province has 12 gold mines, producing 30% of South Africa's output and making it the fifth-largest producer of gold in the world. Gold mines in the Free State also supply a substantial portion of the total silver produced in the country. Uranium occurring in the gold-bearing conglomerates of the goldfields is extracted as a by-product.

The Free State's gold reef of more than 400 km stretches across the province from Gauteng. South Africa's largest gold-mining complex is Free State Consolidated Goldfields, with an area of 330 km<sup>2</sup>.

Bituminous coal is mined and converted to petrochemicals at Sasolburg.

The province also produces high-quality diamonds from its kimberlite pipes and fissures, and the country's largest deposit of bentonite is found in the Koppies district.

#### Free State

**Capital:** Bloemfontein

**Principal languages:**

Sesotho 64,2%

Afrikaans 12,7%

isiXhosa 7,5%

**Population:** 2 817 900

**Percentage share of the total population:** 5,1%

**Area:** 129 825 km<sup>2</sup>

Source: *Census 2011 and Mid-year population estimates, 2015*



## Manufacturing and industry

The Maluti-a-Phofung Special Economic Zone is the Free State's share of the logistics and industrial corridor. The Vehicle Distribution Centre was established in partnership with the German Bremen Logistics Group, which committed R60 million towards this project. The Harrismith Food Processing Park forms part of the broader development initiative.

The green economic solar zone in the Xhariep district was expected to result in the establishment of the Xhariep Solar Park, harnessing the solar radiation in the southern part of the Free State.

The Ingula Pumped Storage Scheme forms part of Eskom's capital expansion programme. This energy infrastructure project is located on the border of the Phumelela and Maluti-a-Phofung Local Municipalities in the Free State and eMnambithi Local Municipality and the uThukela District Municipality in KwaZulu-Natal.


Sasol South Africa, the largest producer of synthetic fuels on the sub-continent, remains a key role-player in the Free State economy. Its investment in its Sasolburg operations is evident from the Wax Expansion project, the Ethylene Purification Unit 5, the Gas Engine Power Plant and Clean Fuels 2.

The Omnia Nitric Acid complex, located within the Sasol Industrial Complex, includes a nitric acid plant, an ammonium nitrate plant, a porous ammonium nitrate plant, a fleet of 145 specialised ammonia rail tankers and other ancillary facilities.

## Gauteng

The 2015 *Mid-year population estimates* show that Gauteng remains the most populous province – 13 200 300 (24,0%). Gauteng contributes 33,9% to South Africa's gross domestic product (GDP) and is also one of the biggest contributors to the economy of the continent.

Gauteng accounts for the bulk of all employees' remuneration in the country, at a whopping 47,7%, and is responsible for 50,4% of all company turnover in South Africa.



Financial and business services, logistics, manufacturing, property, telecommunications and trade are some of the province's most important economic sectors.

It is the business heart of South Africa, but it is also the shopping mecca of Africa, with 60% of tourists from the rest of the continent citing shopping as their reason for visiting the province.

The population of more than 13 million people has the highest per-capita income level in the country. The province blends cultures, colours and first- and third-world traditions in a spirited mix, flavoured by a number of foreign influences.

Most overseas visitors enter South Africa via OR Tambo International Airport in Johannesburg.

The City of Johannesburg is the capital of the province. In 2015, it was rated as one of the best cities in Africa, economically, according to ratings agency, Fitch. Moody's, also a ratings agency, also increased their ratings of Johannesburg in the same year.

South of Johannesburg lies Soweto, the most populous urban residential area in the country, with a population of more than a million.

The Gauteng Enterprise Propeller (GEP), an entity that falls under the province's Economic Development Department, signed a partnership with the United Nations Development Programme that is expected to boost small businesses and create jobs.

The GEP's new partnership would, through supplier links between small enterprises and bigger firms, assist in transforming the province's and South Africa's economy.

Some 50 km north of Johannesburg lies South Africa's administrative capital, Pretoria. The magnificent Union Buildings, which overlook the city from Meintjieskop, represent the official seat of the South African Government and

In 2015, the Gauteng Department of Agriculture and Rural Development ensured that more than 1 600 smallholder farmers receive non-accredited training in areas including: vegetable production, poultry production, TB testing in cattle, piggery management, bio-security, beef management, handling and transportation of Nguni cattle, mechanisation support, layer management, pest management, fish production, cooperatives, marketing and disease control.

More than 530 farmers, 36 of whom were commercial farmers, received accredited training. This accredited training skilled the farmers in the fields of: broiler production, piggery management, beef cattle, layer production, vegetable production, market access, irrigation, water saving technology, agro-processing, and maize production.

house the offices of the country's President.

The industrial area of Rosslyn and the townships of Soshanguve and Ga-Rankuwa are situated north of Pretoria. Cullinan, which is well known for its diamonds, and Mamelodi lie to the east. To the west lies Atteridgeville.

Other important Gauteng towns include Krugersdorp and Roodepoort on the West Rand; and Germiston, Springs, Boksburg, Benoni, Brakpan and Kempton Park on the East Rand. Vanderbijlpark and Vereeniging in the south of the province are major industrial centres, while Heidelberg, Nigel and Bronkhorstspruit, to the east, are of agricultural importance.

The University of Pretoria is the largest residential university in South Africa, while the University of South Africa is believed to be the largest correspondence university in the world. Other universities include the University of the Witwatersrand and the University of Johannesburg.

The province also has several other tertiary education institutions such as universities of technology and further education and training colleges. Gauteng is also home to leading research institutions such as the Council for Scientific and Industrial Research, the Agricultural Research Council, the Onderstepoort Veterinary Institute and the Human Sciences Research Council.

The "Building the Legacy" exhibition opened in Pretoria on 31 January 2014. The exhibition, which charted a journey of injustice, despair leading to freedom and hope, was unique in that it offered the public an interactive view of the last 100 years of South African history. The exhibition was on a nationwide tour as part of the 20 Years of Freedom campaign.

In April 2014, the "Relive the memory of President Nelson Mandela" project was launched. Mandela's final route through Pretoria will be mapped and marked as part of the city's mission to preserve history. The memorial route runs from One Military Hospital on Old Pretoria Road, proceeding to Kgosi Mampuru Street until the intersection of Madiba Street, proceeding to the Union Buildings and then to Waterkloof Air Force Base.

In December 2015, thousands of South African took part in the second annual Mandela Remembrance Walk to remember the Struggle veteran.

### **Mining and manufacturing**

Manufacturing includes basic iron and steel, fabricated and metal products, food, machinery,

electrical machinery, appliances and electrical supplies, vehicle parts and accessories, and chemical products.

All major gold and diamond mining houses have their headquarters in Johannesburg, the biggest being Anglo American and De Beers.

Although gold-mining and ancillary industries provide thousands of jobs, the importance of mining is declining compared to the manufacturing and financial sectors. Gauteng dominates the South African economy in every major sector except agriculture, mining and quarrying. Mining produces only 6% of Gauteng's total income and 31% of export earnings.

### **Technology**

More than 60% of South Africa's research and development takes place in Gauteng.

The CSIR is one of South Africa's leading science and technology research, development and implementation centres. Located in Pretoria, the CSIR's research and development areas include biosciences; the built environment; information and communication; materials science and manufacturing; natural resources and the environment; mineral resources; space technology; nanotechnology and synthetic biology.

The Innovation Hub in Pretoria is Africa's first internationally accredited science park and a full member of the International Association of Science Parks. Its community has become a regional centre of innovation and knowledge creation, linked to the fast-moving world of global interconnectivity, and made up of small, medium and micro-enterprises and multinational companies, employing over 1 000 people.

### **Industry and agriculture**

A large area of Gauteng falls within the so-called "Maize Triangle." The province is an integrated industrial complex with major areas of economic activity in three subregional areas, namely the Vaal Triangle; the East, West and Central Rand; and Pretoria. Johannesburg houses the Johannesburg Stock Exchange Limited, the largest securities exchange in Africa.

### **KwaZulu-Natal**

KwaZulu-Natal is one of the country's most popular holiday destinations. It includes South Africa's lush subtropical east coast, stretching from Port Edward in the south to Mozambique in the north.

The Drakensberg mountain range stretches the entire length of KwaZulu-Natal's western boundary.



### KwaZulu-Natal

**Capital:** Pietermaritzburg

**Principal languages:**

IsiZulu 77,8%

Afrikaans 1,5%

English 13,2%

**Population:** 10 919 100

**Percentage share of the total population:** 19,9%

**Area:** 94 361 km<sup>2</sup>

Source: Census 2011 and Mid-year population estimates, 2015



The Drakensberg forms the boundary between South Africa and the mountain kingdom of Lesotho, and offers some of the country's most awe-inspiring landscapes.

It provided the backdrop for the films *Zulu* (1964) and *Yesterday* (2004) and the setting for Alan Paton's novel *Cry, the Beloved Country*, and is the inspiration for a million picture postcards.

Within the area is a vast 243 000-hectare sweep of basalt summits and buttresses; this section was formally granted World Heritage status in November 2000, and was renamed uKhahlamba-Drakensberg Park.

The summer-rainfall coastal regions are hot and humid, with a subtropical climate. The Midlands area is drier, with extremely cold conditions in winter and snow on the high-lying ground. In the north, the subtropical strip extends around Swaziland to the edge of the escarpment.

Visitors can enter the province through the King Shaka International Airport at La Mercy, north of Durban, or use the extensive national road network. There are also two major harbours – the port of Durban, which is one the busiest in Africa, and Richards Bay, which is an important coal-export harbour.

There are several nature reserves including the Royal Natal National Park, Giant's Castle and the Kamberg Nature Reserve.

Tertiary institutions of learning in the province include the University of KwaZulu-Natal and the Durban Institute of Technology.

KwaZulu-Natal is the only province with a monarchy specifically provided for in the Constitution.

### Industry and agriculture

KwaZulu-Natal has a diverse industrial sector, with major industries having developed around the port of Durban.

Major industries in the province are agriculture, forestry, aluminium, petro-chemicals, automotive manufacturing, steel production, plastics and packaging, paper and board manufacturing, and a range of industries associated with imports and exports though the major ports of Durban and

Richards Bay.

The coastal belt is also a large producer of subtropical fruit and sugar, while the farmers in the hinterland concentrate on vegetables, dairy and stock farming.

Another major source of income is forestry in the areas around Vryheid, Eshowe, Richmond, Harding and Ngome, which is also known for its tea plantations.

### Limpopo

South Africa's northernmost province shares borders with Mozambique, Zimbabwe and Botswana, making it the ideal gateway to Africa. Named after the Limpopo River that flows along its northern border, the province is rich in wildlife, natural beauty and historical and cultural treasures.

The province is linked to the Maputo Development Corridor through the Phalaborwa Spatial Development Initiative, which is a network of rail and road corridors connected to the major seaports, opening up Limpopo for trade and investment. This is complemented by the presence of smaller airports in centres such as Phalaborwa and Musina, as well as the Gateway International Airport in Polokwane, the capital city, which lies strategically in the centre of the province.

The Great North Road, running through the centre of the province, strings together a series of towns such as Bela-Bela, with its popular mineral spa; Modimolle, with its beautiful Waterberg mountain range; Mokopane; Polokwane; Makhado, at the foot of the Soutpansberg mountain range; and Musina, which is well-known for its majestic baobab trees. The crossing into Zimbabwe is at Beit Bridge.

Phalaborwa and Thabazimbi are Limpopo's major mining centres, while the town of Tzaneen in the picturesque Magoebaskloof is known for its tea plantations, forestry products and tropical fruit.

The province is in the Savanna Biome, an area of mixed grassland and trees, generally known as bushveld. Natural resources include more

### Limpopo

**Capital:** Polokwane

**Principal languages:**

Sepedi 52,9%

Tshivenda 16,7%

Xitsonga 16,9%

**Population:** 5 726 800

**Percentage share of the total population:** 10,4%

**Area:** 125 754 km<sup>2</sup>

Source: Census 2011 and Mid-year population estimates, 2015



than 50 provincial nature reserves and several private game reserves. The largest section of the Kruger National Park is along Limpopo's eastern boundary, which borders on Mozambique.

Several museums and national monuments bear testimony to the ancient people and fearless pioneers who braved the unknown.

Living museums include the Bakone Malapa Museum near Polokwane and the Tsonga Open-Air Museum near Tzaneen. Mapungubwe ("Place of the Jackal") Hill, some 75 km from Musina, is a world heritage site. It served as a natural fortress for its inhabitants from about 950 AD to 1200 AD.

### Agriculture

Limpopo produces a wide range of agricultural products. The area is a potato belt and known for its superior quality potatoes for high-end markets. It also produces 75% of the country's mangoes; 65% of its papayas; 36% of its tea; 25% of its citrus, bananas and litchis; 60% of its avocados and two thirds of its tomatoes.

Other products include coffee, nuts, guavas, sisal, cotton, tobacco, sunflower, maize, wheat and grapes. In addition, more than 170 plantations produce timber.

Most of the higher-lying areas are devoted to cattle and game ranching, earning a reputation for quality biltong (salted, dried meat), which is a popular South African delicacy.

### Industry and mining

Limpopo also has abundant mineral resources, making mining the critical sector of the province's economy by contributing 22% of the gross geographic product. Metals include platinum, chromium, nickel, cobalt, vanadium, tin, limestone and uranium clay.

Other reserves include antimony, phosphates, fluorspar, gold, diamonds, copper, emeralds, scheelites, magnetite, vermiculite, silicon, mica, black granite, corundum, feldspar and salt.

The Medupi power station, a new dry-cooled, coal-fired power station, is under construction near Lephalale. It is expected to create around 40 000 job opportunities.

### Mpumalanga

Spectacular scenic beauty and an abundance of wildlife make the province one of South Africa's major tourist destinations.

Mpumalanga, which means "Place Where the Sun Rises", is home to just more than four million people. The principle languages are Siswati and isiZulu.

### Mpumalanga

**Capital:** Nelspruit

**Principal languages:**

SiSwati 27,7%

IsiZulu 24,1%

IsiNdebele 10%

**Population:** 4 283 900

**Percentage share of the total population:** 7,8%

**Area:** 76 495 km<sup>2</sup>

*Source: Census 2011 and Mid-year population estimates, 2015*



With a surface area of only 76 495 km<sup>2</sup>, it is the second-smallest province after Gauteng, yet has the fourth-largest economy in South Africa.

Bordered by Mozambique and Swaziland in the east, and Gauteng in the west, the province is situated mainly on the high plateau grasslands of the Middleveld. In the north-east, it rises towards mountain peaks terminating in an immense escarpment. In some places, this escarpment plunges hundreds of metres down to the low-lying area known as the Lowveld.

The province has a network of excellent roads and railway connections, making it highly accessible. Owing to its popularity as a tourist destination, Mpumalanga is also served by a number of small airports, including the Kruger Mpumalanga International Airport.

Mbombela is the capital of the province and the administrative and business centre of the Lowveld. Other important towns are eMalahleni, Standerton, Piet Retief, Malalane, Ermelo, Barberton and Sabie, which lies in the centre of one of the largest man-made forests in the world. Mpumalanga lies mainly within the Grassland Biome.

The escarpment and the Lowveld form a transitional zone between this grassland area and the Savanna Biome.

The Maputo Corridor, which links the province with Gauteng, and Maputo in Mozambique, facilitates economic development and growth for the region.

### Agriculture and forestry

Mpumalanga is a summer-rainfall area divided by the escarpment into the Highveld region with cold frosty winters and the Lowveld region with mild winters and a subtropical climate. The escarpment area sometimes experiences snow on the high ground. Thick mist is common during the hot, humid summers.

Agriculture, as the backbone of the province's economy, employs 8,1% of its total workforce. An abundance of citrus fruit and many other subtropical fruit – mangoes, avocados, litchis, bananas, papayas, granadillas, guavas – as well

as nuts and a variety of vegetables are produced here.

Mbombela is the second-largest citrus-producing area in South Africa and is responsible for one third of the country's orange exports. The Institute for Tropical and Subtropical Crops is situated in the city.

Groblersdal is an important irrigation area, which yields a wide variety of products such as citrus, cotton, tobacco, wheat and vegetables. Carolina-Bethal-Ermelo is mainly a sheep-farming area, but potatoes, sunflowers, maize and peanuts are also grown there.

### Industry and manufacturing

Most of the manufacturing production in Mpumalanga occurs in the southern Highveld region; especially in Highveld Ridge, where large petrochemical plants such as Sasol 2 and Sasol 3 are located.

Large-scale manufacturing occurs especially in the northern Highveld area, particularly chrome-alloy and steel manufacturing. In the Lowveld subregion, industries concentrate on manufacturing products from agricultural and raw forestry material. The growth in demand for goods and services for export via Maputo will stimulate manufacturing in the province.

Mpumalanga is rich in coal reserves with eMalahleni being the biggest coal producer in Africa. South Africa's major power stations are situated in this province.

Kendal power station's cooling towers are the largest structures of their type in the world. The Kusile power station near Delmas, which was completed in 2016, is the country's biggest, contributing a massive 4 800 MW of electricity to the national grid.

One of the country's largest paper mills is situated at Ngodwana, close to its timber source. Middelburg, which produces steel and vanadium, is home to Columbus Stainless, South Africa's only producer of stainless steel flat products.

### Northern Cape

The Northern Cape is South Africa's largest province, taking up almost a third of the country's total land area. However, the province is sparsely populated with only about 1,2 million people on 372 889 km<sup>2</sup> of land.

About 68% of the people speak Afrikaans while Setswana, isiXhosa and English are also widely spoken.

The last remaining true San people live in the Kalahari area, mainly along the Orange and Vaal rivers. Many fossils and San rock engravings have

### Northern Cape

**Capital:** Kimberley

**Principal languages:**

Afrikaans 68%

Setswana 33,1%

**Population:** 1 185 600

**Percentage share of the total population:** 2,2%

**Area:** 372 889 km<sup>2</sup>

Source: Census 2011 and Mid-year population estimates, 2015



been found here, some of which are displayed at the McGregor Museum in Kimberley.

The province lies to the south of its most important asset, the mighty Orange River, which provides the basis for a healthy agricultural industry.

The Northern Cape borders the Atlantic Ocean in the west with Namibia and Botswana to the north and north-west, respectively. It is fringed by the Swartberg mountain range on its southern border.

With two major airports at Kimberley and Upington, and an excellent road network, the province's interior is easily accessible from South Africa's major cities, harbours and airports.

Sutherland hosts the southern hemisphere's largest astronomical observatory, the multinational-sponsored Southern African Large Telescope.

The Northern Cape is one of two sites to host the Square Kilometre Array (SKA) radio-telescope. Developed by scientists from 17 countries, it will be the largest and most advanced radio telescope in the world.

Among many other benefits, the province's tourism and hospitality industry is profiting from the project, as scientists and other interested parties are flooding into the town of Carnarvon.

The province has several national parks and conservation areas, including the Kgalagadi Transfrontier Park, Ai-Ais/Richtersveld Transfrontier Conservation Park and Au-grabies Falls National Park.

The largest part of the province lies in the dry Nama-Karoo Biome, which contains a number of fascinating plants, including the elephant's trunk ("halfmens" or half-man) tree, aloe ("kokerboom" or quiver tree) and a variety of succulents. The area is well known for its spectacular annual spring flowers, which attract thousands of tourists.

### Agriculture and industry

The economy of the province's Karoo region depends on sheep farming, while the karakul-pelt industry is one of the most important in the Gordonia district.

The province has fertile agricultural land,

especially in the Orange River Valley. A variety of fruit is cultivated at Upington, Kakamas and Keimoes. The Vaalharts Irrigation Scheme near Warrenton facilitates the production of wheat, fruit, peanuts, maize and cotton.

Wine is also produced in the Northern Cape's Orange River wine region, which accounts for 25,6% of South Africa's Colombard vines and 10% of its Chenin Blanc. The Niewoudtville Rooibos Tea processing initiative centres on the development and economic empowerment of smallholder farmers. It is aimed at unlocking economic potential, creating sustainable jobs and increasing the skills base. The installation of pasteurisation equipment has been completed and tea has been exported to countries such as Germany, Spain and Japan.

### Mining

Mining contributes 27,6% to the gross regional domestic product. Iron-ore mining in the north-eastern corner of the province has been expanding despite the global recession, driven largely by China's demand for steel.

Sishen is the biggest iron-ore mine in the country and its owner, Kumba Iron Ore, is engaging in a new project at Kolomela. New manganese projects are also underway.

Diamond mining, in contrast, has seen declining volumes and job losses. Diamond mining is increasingly moving away from the older mines to alluvial mining along the Orange River and its tributaries and in the Atlantic Ocean.

The province also has copper, asbestos, fluorspar, semi-precious stones and marble.

### North West

North West is bordered by Botswana in the north and fringed by the Kalahari desert in the west, Gauteng to the east, and the Free State to the south. It is known as the "Platinum Province", owing to its wealth of this precious metal.

The province has a population of more than 3,6 million people who mainly speak Setswana.

Mahikeng is the capital city and well known for the Mafikeng Siege, which took place in October 1899 during the Anglo-Boer/South African War.

Most of the province's economic activity is concentrated between Potchefstroom and Klerksdorp, as well as in Rustenburg and the eastern region, where more than 83,3% of the province's economic activity takes place.

The province has various tourist attractions including Sun City, the Pilanesberg National Park, Madikwe Game Reserve, and the De Wildt

### North West

**Capital:** Mahikeng

**Principal languages:**

Setswana 63,4%

Afrikaans 9%

IsiXhosa 5,5%

**Population:** 3 707 000

**Percentage share of the total population:** 6,7%

**Area:** 140 882 km<sup>2</sup>

*Source: Census 2011 and Mid-year population estimates, 2015*



Cheetah and Wildlife Trust.

A portion of one of South Africa's seven Unesco world heritage sites also falls within the borders of North West namely the Taung hominid fossil site, which has been incorporated into South Africa's Cradle of Humankind.

### Mining and manufacturing

Mining contributes 23,3% to North West's economy, and makes up 22,5% of the South African mining industry. The Rustenburg and Brits districts produce 94% of the country's platinum, which is more than any other single area in the world. In addition to granite, marble, fluorspar and diamonds, the province also produces a quarter of South Africa's gold. Employment along the Platinum Corridor, from Pretoria to eastern Botswana, accounts for over a third of the province's total employment.

North West's manufacturing sector centres on the municipalities of Brits, Rustenburg, Potchefstroom, Klerksdorp and Mahikeng, which together account for more than 50% of the province's total manufacturing production.

The industries in Brits concentrate on manufacturing and construction, while those in Klerksdorp are geared towards the mining industry. In the manufacturing arena, automotive parts, machinery, electronic, audio, and medical equipment are manufactured using local materials and resources.

### Agriculture

Some of the largest cattle herds in the world are found at Stellaland near Vryburg, which explains why this area is often referred to as the Texas of South Africa. Marico is also cattle country.

North West is South Africa's major producer of white maize. The areas around Rustenburg are fertile, mixed-crop farming land, with maize and sunflowers being the most important crops.

### Western Cape

Situated on the south-western tip of the African continent, the Western Cape with



its wide beaches and breathtaking scenery, complemented by a rich variety of cultures, historical landmarks, world-class restaurants and entertainment, is a world-famous tourist destination.

Cape Town, often referred to as the “Mother City”, houses Parliament and is South Africa’s legislative capital. The province has a strong network of higher education institutions including the universities of Cape Town, Stellenbosch and the Western Cape, and has the highest adult education level in the country.

Visitors to the province can disembark at one of the province’s two main airports, Cape Town International or George Airport or at the seaports of Cape Town, Mossel Bay and Saldanha.

Table Mountain, the Cape winelands, Robben Island and the Kirstenbosch Botanical Gardens are among the province’s most popular tourist attractions.

The Western Cape is also known for its floral diversity. The Cape Floristic Region World Heritage Site, comprising eight separate protected areas, covers an area of more than 553 000 ha stretching from the Cape Peninsula to the Eastern Cape.

The Knysna-Tsitsikamma region has the country’s biggest indigenous forests.

The cold Atlantic Ocean along the West Coast is a rich fishing area, while the warmer Indian Ocean skirts the province’s southern beaches.

### Agriculture and fisheries

The Western Cape’s sheltered valleys between mountains are ideal for the cultivation of export-grade fruit such as apples, table grapes, olives, peaches and oranges.

A variety of vegetables is cultivated in the eastern part of the Western Cape, while the Swartland and Overberg districts are well-known as the country’s prime wheat-growing areas.

The agricultural sector is critical to the Western Cape economy, accounting for 60% of regional exports.

The Western Cape is also well known for

its wine production. According to a study, commissioned by the SA Wine Industry Information & Systems, published in 2015, some 300 000 people were employed both directly and indirectly in the wine industry in 2015, including farm labourers, those involved in packaging, retailing and wine tourism.

The study also concluded that of the R36,1 billion gross domestic product (GDP) contributed by the wine industry to the regional economy, about R19,3 billion eventually would remain in the Western Cape.

Some 75% of all South African fishing takes place along the Western Cape coastline. The rich fishing grounds on the west coast are protected from exploitation by a 200 km commercial fishing zone and a strict quota system. Snoek, Cape lobster, abalone, calamari, octopus, oysters and mussels are among the delicacies found in these waters.

Other exports are fruit, wine, wool and ostrich. The high quality of exports, combined with the relative weakness of the local currency, makes the products some of the most affordable high-quality exports in the world.

### Industry

The Saldanha Bay Industrial Development Zone (SBIDZ) is drawing strong international interest.



The Saldanha Bay IDZ Licencing Company signed six lease agreements with international and South African oil and gas companies. These include firms specialising in oilfield services, oil rig operations, logistics operators, ship repair, engineering and market support.

The Licensing Company is in talks with an international consortium to develop a rig module building facility.

A feasibility study conducted by the Department of Trade and Industry found that Saldanha Bay is strategically located to serve as a service, maintenance, fabrication and supply hub for the booming African oil and gas sector, due to the increasing number of oil rigs requiring maintenance, and their traffic flow passing from the west to the east coast of Africa.

The Western Cape government has invested R25 million over five years in setting up the SBIDZ.

Western Cape	
<b>Capital:</b> Cape Town	
<b>Principal languages:</b>	
Afrikaans	55,3%
IsiXhosa	24,7%
English	19,3%
<b>Population:</b> 6 200 100	
<b>Percentage share of the total population:</b> 11,3%	
<b>Area:</b> 129 462 km <sup>2</sup>	
Source: Census 2011 and Mid-year population estimates, 2015	

South Africa Yearbook 2015/16

# History



## The early inhabitants

The discovery of the skull of a Taung child in 1924; discoveries of hominid fossils at Sterkfontein caves, a world heritage site; and the ground-breaking work done at Blombos Cave in the southern Cape, have all put South Africa at the forefront of palaeontological research into the origins of humanity. Modern humans have lived in the region for over 100 000 years.

The small, mobile bands of Stone Age hunter-gatherers, who created a wealth of rock art, were the ancestors of the Khoikhoi and San of historical times. The Khoikhoi and San, although collectively known as the Khoisan, are often thought of as distinct peoples. The former were those who, some 2 000 years ago, adopted a pastoralist lifestyle herding sheep and later, cattle. Whereas the hunter-gatherers adapted to local environments and were scattered across the subcontinent, the herders sought out the pasturelands between modern-day Namibia and the Eastern Cape, which generally are near the coast. At around the same time, Bantu-speaking agropastoralists began arriving in southern Africa, bringing with them an Iron Age culture and domesticated crops. After establishing themselves in the well-watered eastern coastal region of southern Africa, these farmers spread out across the interior plateau, or “Highveld,” where they adopted a more extensive cattle-farming culture.

Chiefdoms arose, based on control over cattle, which gave rise to systems of patronage and hence hierarchies of authority within communities. Metallurgical skills, developed in the mining and processing of iron, copper, tin and gold, promoted regional trade and craft specialisation.

At several archaeological sites, such as Mapungubwe and Thulamela in the Limpopo Valley, there is evidence of sophisticated political and material cultures, based in part on contact with the East African trading economy. These cultures, which were part of a broader African civilisation, predate European encroachment by several centuries. Settlement patterns varied from the dispersed homesteads of the fertile coastal regions in the east, to the concentrated towns of the desert fringes in the west.

The farmers did not, however, extend their settlement into the western desert or the winter-rainfall region in the south-west. These regions remained the preserve of the Khoisan until Europeans put down roots at the Cape of Good Hope. Aided by modern science in uncovering the continent’s history, which forms part of the

African Renaissance, South Africa is gaining a greater understanding of its rich precolonial past.

## The early colonial period

Portuguese seafarers, who pioneered the sea route to India in the late 15th century, were regular visitors to the South African coast during the early 1500s. Other Europeans followed from the late 16th century onwards.

In 1652, the Dutch East India Company (VOC) set up a station in Table Bay (Cape Town) to provision passing ships. Trade with the Khoikhoi for slaughter stock soon degenerated into raiding and warfare. Beginning in 1657, European settlers were allotted farms by the colonial authorities in the arable regions around Cape Town, where wine and wheat became the major products. In response to the colonists’ demand for labour, the VOC imported slaves from East Africa, Madagascar, and its possessions in the East Indies.

By the early 1700s, the colonists had begun to spread into the hinterland beyond the nearest mountain ranges. These relatively independent and mobile farmers (trekboers), who lived as pastoralists and hunters, were largely free from supervision by the Dutch authorities. As they intruded further upon the land and water sources, and stepped up their demands for livestock and labour, more and more of the indigenous inhabitants were dispossessed and incorporated into the colonial economy as servants.

Diseases such as smallpox, which was introduced by the Europeans in 1713, decimated the Khoisan, contributing to the decline of their cultures. Unions across the colour line took place and a new multiracial social order evolved, based on the supremacy of European colonists. The slave population steadily increased since more labour was needed. By the mid-1700s, there were more slaves in the Cape than there were “free burghers” (European colonists). The Asian slaves were concentrated in the towns, where they formed an artisan class. They brought with them the Islamic religion, which gained adherents and significantly shaped the working-class culture of the Western Cape. Slaves of African descent were found more often on the farms of outlying districts.

In the late 1700s, the Khoisan offered far more determined resistance to colonial encroachment across the length of the colonial frontier. From the 1770s, colonists also came into contact and conflict with Bantu-speaking chiefdoms. A century of intermittent warfare ensued during which the colonists gained ascendancy, first

over the Khoisan and then over the isiXhosa-speaking chiefdoms to the east. It was only in the late 1800s that the subjugation of these settled African societies became feasible. For some time, their relatively sophisticated social structure and economic systems fended off decisive disruption by incoming colonists, who lacked the necessary military superiority.

At the same time, a process of cultural change was set in motion, not least by commercial and missionary activity. In contrast to the Khoisan, the black farmers were, by and large, immune to European diseases. For this and other reasons, they were to greatly outnumber the white people in the population of white-ruled South Africa, and were able to preserve important features of their culture.

Perhaps because of population pressures, combined with the actions of slave traders in Portuguese territory on the east coast, the Zulu kingdom emerged as a highly centralised state. In the 1820s, the innovative leader Shaka established sway over a considerable area of south-east Africa and brought many chiefdoms under his dominion. As splinter groups conquered and absorbed communities in their path, the disruption was felt as far north as central Africa. Substantial states, such as Moshoeshoe's Lesotho and other Sotho-Tswana chiefdoms, were established, partly for reasons of defence. The Mfecane or Difaqane, as this period of disruption and state formation became known, remains the subject of much speculative debate.

### The British colonial era

In 1795, the British occupied the Cape as a strategic base against the French, thus controlling the sea route to the East.

After a brief reversion to the Dutch in the course of the Napoleonic wars, it was retaken in 1806 and kept by Britain in the post-war settlement of territorial claims.

The closed and regulated economic system of the Dutch period was swept away as the Cape Colony was integrated into the dynamic international trading empire of industrialising Britain.

A crucial new element was evangelicalism, brought to the Cape by Protestant missionaries. The evangelicals believed in the liberating effect of "free" labour and in the "civilising mission" of British imperialism. They were convinced that indigenous peoples could be fully assimilated into European Christian culture once the shackles of oppression had been removed.

The most important representative of

the mission movement in South Africa was Dr John Philip, who arrived as superintendent of the London Missionary Society in 1819. His campaign on behalf of the oppressed Khoisan coincided with a high point in official sympathy for philanthropic concerns. One result was Ordinance 50 of 1828, which guaranteed equal civil rights for "people of colour" within the colony and freed them from legal discrimination. At the same time, a powerful anti-slavery movement in Britain promoted a series of ameliorative measures imposed on the colonies in the 1820s, and the proclamation of emancipation, which came into force in 1834. The slaves were subject to a four-year period of "apprenticeship" with their former owners, on the grounds that they must be prepared for freedom, which came on 1 December 1838.

Although slavery had become less profitable because of a depression in the wine industry, Cape slave-owners rallied to oppose emancipation. The compensation money, which the British treasury paid out to sweeten the pill, injected unprecedented liquidity into the stagnant local economy. This brought a spurt of company formation, such as banks and insurance companies, as well as a surge of investment in land and wool sheep in the drier regions of the colony in the late 1830s.

Wool became a staple export on which the Cape economy depended for its further development in the middle decades of the century.

For the ex-slaves, as for the Khoisan servants, the reality of freedom was very different from the promise. As a wage-based economy developed, they remained dispossessed and exploited, with little opportunity to escape their servile lot. Increasingly, they were lumped together as the "coloured" people, a group which included the descendants of unions between indigenous and European peoples, and a substantial Muslim minority who became known as the "Cape Malays" (misleadingly, as they mostly came from the Indonesian archipelago).

The coloured people were discriminated against on account of their working-class status as well as their racial identity. Among the poor, especially in and around Cape Town, there continued to be a great deal of racial mixing and intermarriage throughout the 1800s.

In 1820, several thousand British settlers, who were swept up by a scheme to relieve Britain of its unemployed, were placed in the eastern Cape frontier zone as a buffer against the Xhosa chiefdoms. The vision of a dense



settlement of small farmers was, however, ill-conceived and many of the settlers became artisans and traders. The more successful became an entrepreneurial class of merchants, large-scale sheep farmers and speculators with an insatiable demand for land. Some became fierce warmongers who pressed for the military dispossession of the chiefdoms. They coveted Xhosa land and welcomed the prospect of war involving large-scale military expenditure by the imperial authorities. The Xhosa engaged in raiding as a means of asserting their prior claims to the land. Racial paranoia became integral to white frontier politics. The result was that frontier warfare became endemic through much of the 19th century, during which Xhosa war leaders such as Chief Maqoma became heroic figures to their people.

By the mid-1800s, British settlers of similar persuasion were to be found in Natal. They, too, called for imperial expansion in support of their land claims and trading enterprises.

Meanwhile, large numbers of the original colonists, the Boers, were greatly extending white occupation beyond the Cape's borders to the north, in the movement that became known as the Great Trek, in the mid-1830s. Alienated by British liberalism, and with their economic enterprise usurped by British settlers, several thousand Boers from the interior districts, accompanied by a number of Khoisan servants, began a series of migrations northwards.

They moved to the Highveld and Natal, skirting the great concentrations of black farmers on the way by taking advantage of the areas disrupted during the Mfecane.

When the British, who were concerned about controlling the traffic through Port Natal (Durban), annexed the territory of Natal in 1843, those emigrant Boers who had hoped to settle there returned inland. These Voortrekkers (as they were later called) coalesced in two land-locked republics, the Zuid-Afrikaansche Republiek (Transvaal) and the Orange Free State.

With limited coercive power, the Boer communities had to establish relations and develop alliances with some black chiefdoms, neutralising those who obstructed their intrusion or who posed a threat to their security.

Only after the mineral discoveries of the late 1800s did the balance of power swing decisively towards the colonists. The Boer republics then took on the trappings of real statehood and imposed their authority within the territorial borders that they had notionally claimed for themselves.

The Colony of Natal, situated to the south of the mighty Zulu State, developed along very different lines from the original colony of settlement, the Cape. The size of the black population left no room for the assimilationist vision of race domination embraced in the Cape. Chiefdoms consisting mainly of refugee groups in the aftermath of the Mfecane were persuaded to accept colonial protection in return for reserved land and the freedom to govern themselves in accordance with their own customs. These chiefdoms were established in the heart of an expanding colonial territory.

Natal developed a system of political and legal dualism, whereby chiefly rule was entrenched and customary law was codified. Although exemptions from customary law could be granted to the educated products of the missions, in practice they were rare. Urban residence was strictly controlled and political rights outside the reserves were effectively limited to white people. This system is widely regarded as having provided a model for the segregationism that would prevail in the 20th century.

Natal's economy was boosted by the development of sugar plantations in the subtropical coastal lowlands. Indentured Indian labourers were imported from 1860 to work the plantations, and many Indian traders and market gardeners followed.

These Indians, who were segregated and discriminated against from the start, became a further important element in South Africa's population. It was in South Africa that Indian activist and leader Mohandas Gandhi refined, from the mid-1890s, the techniques of passive resistance, which he later effectively practised in India. Although Indians gradually moved into the Transvaal and elsewhere, they remain concentrated in Natal.

In 1853, the Cape Colony was granted a representative legislature in keeping with British policy, followed in 1872 by self-government. The franchise was formally non-racial, but also based on income and property qualifications. The result was that black and coloured people formed a minority of voters – although in certain places a substantial one.

What became known as the "liberal tradition" in the Cape depended on the fact that the great mass of Bantu-speaking farmers remained outside its colonial borders until late in the 19th century. Non-racialism could thus be embraced without posing a threat to white supremacy.

Numbers of black people within the Cape Colony had sufficient formal education or owned

enough property to qualify for the franchise. Political alliances across racial lines were common in the eastern Cape constituencies. It is therefore not surprising that the eastern Cape became a seedbed of African nationalism, once the ideal and promise of inclusion in the common society had been so starkly violated by later racial policies.

### The mineral revolution

By the late 19th century, the limitations of the Cape's liberal tradition were becoming apparent. The hardening of racial attitudes that accompanied the rise of a more militant imperialist spirit coincided with the watershed discovery of mineral riches in the interior of southern Africa.

In a developing economy, cheap labour was at a premium, and the claims of educated blacks indentured for equality met with increasingly fierce resistance. At the same time, the large numbers of Africans in the chiefdoms beyond the Kei River and north of the Gariep (Orange River), then being incorporated into the Cape Colony, posed new threats to racial supremacy and white security, increasing segregationist pressures.

Alluvial diamonds were discovered on the Vaal River in the late 1860s. The subsequent discovery of dry deposits at what became the city of Kimberley drew tens of thousands of people, black and white, to the first great industrial hub in Africa, and the largest diamond deposit in the world. In 1871, the British, who ousted several rival claimants, annexed the diamond fields.

The Colony of Griqualand West thus created was incorporated into the Cape Colony in 1880. By 1888, the consolidation of diamond claims had led to the creation of the huge De Beers monopoly under the control of Cecil John Rhodes. He used his power and wealth to become Prime Minister of the Cape Colony (from 1890 to 1896) and, through his chartered British South Africa Company, conqueror and ruler of modern-day Zambia and Zimbabwe.

The mineral discoveries had a major impact on the subcontinent as a whole. A railway network linking the interior to the coastal ports revolutionised transportation and energised agriculture. Coastal cities such as modern-day Cape Town, Port Elizabeth, East London and Durban experienced an economic boom as port facilities were upgraded.

The fact that the mineral discoveries coincided with a new era of imperialism and the scramble for Africa, brought imperial power and influence

to bear in southern Africa as never before. Independent African chiefdoms were systematically subjugated and incorporated by their white-ruled neighbours. In 1897, Zululand was incorporated into Natal.

The Transvaal was annexed by Britain in 1877. Boer resistance led to British withdrawal in 1881, but not before the Pedi (northern Sotho) State, which fell within the Republic's borders, had been subjugated. The indications were that, having once been asserted, British hegemony was likely to be reasserted.

The southern Sotho and Swazi territories were also brought under British rule but maintained their status as imperial dependencies, so that both the current Lesotho and Swaziland escaped the rule of local white regimes.

The discovery of the Witwatersrand goldfields in 1886 was a turning point in the history of South Africa. It presaged the emergence of the modern South African industrial state.

Once the extent of the reefs had been established, and deep-level mining had proved to be a viable investment, it was only a matter of time before Britain and its local representatives again found a pretext for war against the Boer republics of Transvaal and the Orange Free State.

The demand for franchise rights for English-speaking immigrants on the goldfields (known as uitlanders) provided a lever for applying pressure on the government of President Paul Kruger. Egged on by the deep-level mining magnates, to whom the Boer government seemed obstructive and inefficient, and by the expectation of an uitlander uprising, Rhodes launched a raid into the Transvaal in late December 1895.

The raid's failure saw the end of Rhodes' political career, but Sir Alfred Milner, British high commissioner in South Africa from 1897, was determined to overthrow Kruger's government and establish British rule throughout the subcontinent. The Boer Government was eventually forced into a declaration of war in October 1899.

The mineral discoveries had a radical impact on every sphere of society. Labour was required on a massive scale and could only be provided by Africans, who had to be drawn away from the land.

Many Africans responded with alacrity to the opportunities presented by wage labour, travelling long distances to earn money to supplement rural enterprise in the homestead economy.

In response to the expansion of internal markets, blacks exploited their farming skills

and family labour to good effect to increase production for sale. A substantial black peasantry arose, often by means of share-cropping or labour tenantry on white-owned farms.

For the white authorities, however, the chief consideration was ensuring a labour supply and undermining black competition on the land. Conquest, land dispossession, taxation and pass laws were designed to force black people off the land and channel them into labour markets, especially to meet the needs of the mines.

Gradually, the alternatives available to blacks were closed, and the decline of the homestead economy made wage labour increasingly essential for survival. The integration of blacks into the emerging urban and industrial society of South Africa should have followed these developments, but short-term, recurrent labour migrancy suited employers and the authorities, which sought to entrench the system.

The closed compounds pioneered on the diamond fields, as a means of migrant labour control, were replicated at the gold mines. The preservation of communal areas from which migrants could be drawn had the effect of lowering wages, by denying blacks rights within the urban areas and keeping their families and dependants on subsistence plots in the reserves.

Blacks could be denied basic rights if the fiction could be maintained that they did not belong in "white South Africa," but to "tribal societies" from which they came to service the "white man's needs." Where black families secured a toehold in the urban areas, local authorities confined them to segregated "locations." This set of assumptions and policies informed the development of segregationist ideology and, later (from 1948), apartheid.

### The Anglo-Boer/South African War (October 1899 to May 1902) and its aftermath

The war that followed the mineral revolution was mainly a white man's war. In its first phase, the Boer forces took the initiative, besieging the frontier towns of Mafeking (Mahikeng) and Kimberley in the northern Cape, and Ladysmith in northern Natal.

Some colonial Boers rebelled, however, in sympathy with the republics. But, after a large expeditionary force under lords Roberts and Kitchener arrived, the British advance was rapid. Kruger fled the Transvaal shortly before Pretoria fell in June 1900. The formal conquest of the two Boer republics was followed by a prolonged guerrilla campaign. Small, mobile groups of

Boers denied the imperial forces their victory by disrupting rail links and supply lines.

Commandos swept deep into colonial territory, rousing rebellion wherever they went. The British were at a disadvantage, owing to their lack of familiarity with the terrain and the Boers' superior skills as horsemen and sharpshooters. The British responded with a scorched-earth policy, which included farm burnings, looting and the setting-up of concentration camps for non-combatants, in which some 26 000 Boer women and children died from disease. The incarceration of black (including coloured) people in the path of the war in racially segregated camps has been absent in conventional accounts of the war and has only recently been acknowledged.

They, too, suffered appalling conditions and some 14 000 (perhaps many more) are estimated to have died. At the same time, many black farmers were in a position to meet the demand for produce created by the military, or to avail themselves of employment opportunities at good wages. Some 10 000 black servants accompanied the Boer commandos, and the British used blacks as labourers, scouts, dispatch riders, drivers and guards.

The war also taught many Africans that the forces of dispossession could be rolled back if the circumstances were right. It gave black communities the opportunity to recolonise land lost in conquest, which enabled them to withhold their labour after the war.

Most blacks supported the British in the belief that Britain was committed to extending civil and political rights to black people. In this they were to be disappointed. In the Treaty of Vereeniging that ended the war, the British agreed to leave the issue of rights for blacks to be decided by a future self-governing (white) authority. All in all, the Anglo-Boer/South African War was a radicalising experience for blacks.

Britain's reconstruction regime set about creating a white-ruled dominion by uniting the former Boer republics (both by then British colonies) with Natal and the Cape.

The priority was to re-establish white control over the land and force the black people back to wage labour. The labour-recruiting system was improved, both internally and externally. Recruiting agreements were reached with the Portuguese authorities in Mozambique, from where much mine labour came.

When, by 1904, black resources still proved inadequate to get the mines working at pre-war levels, over 60 000 indentured Chinese were

brought in. This precipitated a vociferous outcry from proponents of white supremacy in South Africa and liberals in Britain.

By 1910, all had been repatriated, a step made easier when a surge of blacks came forward from areas such as the Transkeian territories and the northern Transvaal, which had not previously been large-scale suppliers of migrants.

This was the heyday of the private recruiters, who exploited families' indebtedness to procure young men to labour in the mines. The blacks' post-war ability to withhold their labour was undercut by government action, abetted by drought and stock disease.

The impact of the Anglo-Boer/South African War as a seminal influence on the development of Afrikaner nationalist politics became apparent in subsequent years.

The Boer leaders – most notably Louis Botha, Jan Smuts and JBM Hertzog – played a dominant role in the country's politics for the next half century. After initial plans for anglicisation of the defeated Afrikaners were abandoned as impractical, the British looked to the Afrikaners as collaborators in securing imperial political and economic interests.

During 1907 and 1908, the two former Boer republics were granted self-government but, crucially, with a whites-only franchise. Despite promises to the contrary, black interests were sacrificed in the interest of white nation-building across the white language divide.

The National Convention drew up a Constitution and the four colonies became an independent dominion called the Union of South Africa on 31 May 1910.

The 19th century's formally non-racial franchise was retained in the Cape but was not extended elsewhere, where rights of citizenship were confined to whites alone. It was clear from the start that segregation was the conventional wisdom of the new rulers. Black people were defined as outsiders, without rights or claims on the common society that their labour had helped to create.

## Segregation

Government policy in the Union of South Africa did not develop in isolation, but against the backdrop of black political initiatives. Segregation and apartheid assumed their shape, in part, as a white response to blacks' increasing participation in the country's economic life and their assertion of political rights.

Despite the government's efforts to shore up traditionalism and retribalise them, black people

became more fully integrated into the urban and industrial society of 20th-century South Africa than elsewhere on the continent. An educated élite of clerics, teachers, businesspeople, journalists and professionals grew to be a major force in black politics. Mission Christianity and its associated educational institutions exerted a profound influence on black political life, and separatist churches were early vehicles for African political assertion.

The experiences of studying abroad, and in particular interaction with black people struggling for their rights elsewhere in Africa, the United States of America and the Caribbean, played an important part.

A vigorous black press arose, associated in its early years with such pioneer editors as John Tengo Jabavu, Pixley ka Isaka Seme, Dr Abdullah Abdurahman, Sol Plaatje and John Dube serving the black reading public.

At the same time, African communal struggles to maintain access to the land in rural areas posed a powerful challenge to the white state. Traditional authorities often led popular struggles against intrusive and manipulative policies. Government attempts to control and co-opt the chiefs often failed.

Steps towards the formation of a national political organisation of coloured people began around the turn of the century, with the formation of the African Political Organisation in 1902 by Dr Abdurahman, mainly in the Cape Province.

The African National Congress (ANC), founded in 1912, became the most important black organisation, drawing together traditional authorities and the educated African élite in common causes.

In its early years, the ANC was concerned mainly with constitutional protest. Worker militancy emerged in the wake of the First World War and continued through the 1920s. It included strikes and an anti-pass campaign, given impetus by women, particularly in the Free State, resisting the extension of the pass laws to them. The Industrial and Commercial Workers' Union, under the leadership of Clements Kadalie, was (despite its name) the first populist, nationwide organisation representing black people in rural as well as urban areas. But it was short-lived.

The Communist Party, formed in 1921 and since then a force for both non-racialism and worker organisations, was to prove far longer-lasting. In other sections of the black population too, the turn of the century saw organised opposition emerging. Gandhi's leadership of protest against discriminatory laws gave impetus



to the formation of provincial Indian congresses, including the Natal Indian Congress formed by him in 1894.

The principles of segregationist thinking were laid down in a 1905 report by the South African Native Affairs Commission and continued to evolve in response to these economic, social and political pressures. In keeping with its recommendations, the first union government enacted the seminal Natives Land Act in 1913.

This defined the remnants of their ancestral lands after conquest for African occupation, and declared illegal all land purchases or rent tenancy outside these reserves. The centenary of this Act was commemorated in 2013.

The reserves (“homelands” as they were subsequently called) eventually comprised about 13% of South Africa’s land surface. Administrative and legal dualism reinforced the division between white citizens and black non-citizens, a dispensation personified by the governor-general who, as “supreme chief” over the country’s African majority, was empowered to rule them by administrative fiat and decree.

The government also reserved skilled work for white people and denying black workers the right to organise. Legislation, which was consolidated in the Natives (Urban Areas) Act of 1923, entrenched urban segregation and controlled black mobility by means of pass laws. The pass laws were designed to force blacks into labour and to keep them there under conditions and at wage levels that suited white employers, and to deny them any bargaining power. In these and other ways, the foundations of apartheid were laid by successive governments representing the compromises hammered out by the National Convention of 1908 to 1909 to effect the union of English-and Afrikaans-speaking white people. However, divisions within the white community remained significant. Afrikaner nationalism grew as a factor in the years after union.

It was given impetus in 1914, both by the formation of the National Party (NP), in a breakaway from the ruling South African Party, and by a rebellion of Afrikaners who could not reconcile themselves with the decision to join the First World War against Germany.

In part, the NP spoke for Afrikaners impoverished by the Anglo-Boer/South African War and dislodged from the land by the development of capitalist farming.

An Afrikaner underclass was emerging in the towns, which found itself uncompetitive in the labour market, as white workers demanded higher wages than those paid to black people.

Soon, labour issues came to the fore. In 1920, some 71 000 black mineworkers went on strike in protest against the spiralling cost of living, but the strike was quickly put down by isolating the compounds where the migrant workers were housed. Another threat to government came from white workers. Immigrant white workers with mining experience abroad performed much of the skilled and semi-skilled work on the mines.

As mine owners tried to cut costs by using lower-wage black labour in semi-skilled jobs, white labour became increasingly militant. These tensions culminated in a bloody and dramatic rebellion on the goldfields in 1922, which the Smuts government put down with military force.

In 1924, a pact government under Hertzog, comprising Afrikaner nationalists and representatives of immigrant labour, ousted the Smuts regime.

The pact was based on a common suspicion of the dominance of mining capital, and a determination to protect the interests of white labour by intensifying discrimination against black people. The commitment to white labour policies in government employment, such as the railways and postal service, was intensified, and the job colour bar was reinforced, with a key objective being to address what was known as the “poor-white problem”.

In 1934, the main white parties fused to combat the local effects of a worldwide depression.

This was followed by a new Afrikaner nationalist breakaway under Dr DF Malan. In 1936, white supremacy was further entrenched by the United Party with the removal of the qualifying Africans of the Cape Province from the common voters’ roll. Meanwhile, Malan’s breakaway NP was greatly augmented by an Afrikaner cultural revival spearheaded by the secret white male Afrikaner Broederbond and other cultural organisations during the year of the Voortrekker centenary celebrations (1938), as well as by anti-war sentiment from 1939.

## Apartheid

After the Second World War, in 1948, the NP, with its ideology of apartheid that brought an even more rigorous and authoritarian approach than the segregationist policies of previous governments, won the general election. It did so against the background of a revival of mass militancy during the 1940s, after a period of relative quiescence in the 1930s when black groups attempted to foster unity among themselves. The change was marked by the formation of the ANC Youth League in 1943,

fostering the leadership of figures such as Anton Lembede, AP Mda, Nelson Mandela, Oliver Tambo and Walter Sisulu, who were to inspire the struggle for decades to come.

In the 1940s, squatter movements in peri-urban areas brought mass politics back to the urban centres. The 1946 Mineworkers' Strike was a turning point in the emergence of politics of mass mobilisation.

As was the case with the First World War, the experience of the Second World War and post-war economic difficulties enhanced discontent.

For those who supported the NP, its primary appeal lay in its determination to maintain white domination in the face of rising mass resistance; uplift poor Afrikaners; challenge the pre-eminence of English-speaking white people in public life, the professions and business; and abolish the remaining imperial ties.

The State became an engine of patronage for Afrikaner employment. The Afrikaner Broederbond coordinated the party's programme, ensuring that Afrikaner nationalist interests and policies attained ascendancy throughout civil society.

In 1961, the NP government under Prime Minister HF Verwoerd declared South Africa a republic, after winning a whites-only referendum on the issue. A new currency, the Rand, and a new flag, anthem and coat of arms were formally introduced.

South Africa, having become a republic, had to apply for continued membership of the Commonwealth. In the face of demands for an end to apartheid, South Africa withdrew its application and a figurehead president replaced the British queen (represented locally by the governor-general) as head of state.

In most respects, apartheid was a continuation, in more systematic and brutal form, of the segregationist policies of previous governments. A new concern with racial purity was apparent in laws prohibiting interracial sexual activities and provisions for population registration requiring that every South African be assigned to one discrete racial category or another.

For the first time, the coloured people, who had always been subjected to informal discrimination, were brought within the ambit of discriminatory laws. In the mid-1950s, government took the drastic step of overriding an entrenched clause in the 1910 Constitution of the Union so as to be able to remove coloured voters from the common voters' roll. It also enforced residential segregation, expropriating homes where

necessary and policing massive forced removals into coloured "group areas."

Until the 1940s, South Africa's racial policies had not been entirely out of step with those to be found in the colonial world. But by the 1950s, which saw decolonisation and a global backlash against racism gathering pace, the country was dramatically opposed to world opinion on questions of human rights. The architects of apartheid, among whom Dr Verwoerd was pre-eminent, responded by elaborating a theory of multinationalism.

Their policy, which they termed "separate development," divided the African population into artificial ethnic "nations," each with its own "homeland" and the prospect of "independence," supposedly in keeping with trends elsewhere on the continent.

This divide-and-rule strategy was designed to disguise the racial basis of official policy-making by the substitution of the language of ethnicity. This was accompanied by much ethnographic engineering, as efforts were made to resurrect tribal structures. In the process, the government sought to create a significant collaborating class.

The truth was that the rural reserves were by this time thoroughly degraded by overpopulation and soil erosion. This did not prevent four of the "homeland" structures (Transkei, Bophuthatswana, Venda and Ciskei) being declared "independent", a status which the vast majority of South Africans, and therefore also the international community, declined to recognise. In each case, the process involved the repression of opposition and the use by the government of the power to nominate and thereby pad elected assemblies with a quota of compliant figures.

Forced removals from "white" areas affected some 3,5 million people and vast rural slums were created in the homelands, which were used as dumping grounds. The pass laws and influx control were extended and harshly enforced, and labour bureaux were set up to channel labour to where it was needed.

Hundreds of thousands of people were arrested or prosecuted under the pass laws each year, reaching over half a million a year from the mid-1960s to the mid-1970s. Industrial decentralisation to growth points on the borders of (but not inside) the homelands was promoted as a means of keeping blacks out of "white" South Africa.

In virtually every sphere, from housing to education and healthcare, central government took control over black people's lives with a view

to reinforcing their allotted role as “temporary sojourners”, welcome in “white” South Africa solely to serve the needs of the employers of labour.

However, these same programmes of control became the focus of resistance. In particular, the campaign against the pass laws formed a cornerstone of the struggle.

### The end of apartheid

The introduction of apartheid policies coincided with the adoption by the ANC in 1949 of its programme of action, expressing the renewed militancy of the 1940s. The programme embodied the rejection of white domination and a call for action in the form of protests, strikes and demonstrations. There followed a decade of turbulent mass action in resistance to the imposition of still harsher forms of segregation and oppression.

The Defiance Campaign of 1952 carried mass mobilisation to new heights under the banner of non-violent resistance to the pass laws. These actions were influenced in part by the philosophy of Mohandas Gandhi.

A critical step in the emergence of non-racialism was the formation of the Congress Alliance, including the ANC; South African Indian Congress; the Coloured People’s Congress; a small white congress organisation (the Congress of Democrats); and the South African Congress of Trade Unions.

The alliance gave formal expression to an emerging unity across racial and class lines that was manifested in the Defiance Campaign and other mass protests, including against the Bantu education of this period, which also saw women’s resistance take a more organised character with the formation of the Federation of South African Women.

In 1955, the Freedom Charter was drawn up at the Congress of the People in Soweto. The charter enunciated the principles of the struggle, binding the movement to a culture of human rights and non-racialism. Over the next few decades, the Freedom Charter was elevated to an important symbol of the freedom struggle.

The Pan-Africanist Congress (PAC), founded by Robert Sobukwe and based on the philosophies of “Africanism” and anti-communism, broke away from the Congress Alliance in 1959.

The State’s initial response, harsh as it was, was not yet as draconian as it was to become. Its attempt to prosecute more than 150 anti-apartheid leaders for treason, in a trial that began in 1956, ended in acquittals in 1961. But

by that time, mass organised opposition had been banned.

It was the 60th anniversary of the 1952 women’s march in 2012. You strike a woman – you strike a rock! *Wathint’ abafazi, wathint’ imbokodo!* In 1956, with these words thousands of women advanced the cause to liberate South Africa from apartheid rule. The phrase has come to symbolise women’s courage and strength in South Africa. During the early 1950s, Lilian Ngoyi, Helen Joseph, Albertina Sisulu, Sophia Williams-De Bruyn, and many others formed the Federation of South African Women (FSAW). With the Blacks (Abolition of Passes and Coordination of Documents) Act, 1952 (Act 67 of 1952), the South African Government amended the pass laws, requiring all black people over the age of 16 to carry a “reference book” at all times.

On 9 August 1956, more than 20 000 women of all races marched through the streets of Pretoria to the Union Buildings to hand over a petition to JG Strijdom, South Africa’s Prime Minister, protesting the introduction of the new pass laws and the Group Areas Act, 1950 (Act 41 of 1950). The latter enforced different residential areas for different races and led to forced removals of people living in “wrong” areas. On the day of the march, Strijdom had arranged to be elsewhere, and the petition was eventually accepted by his secretary.

However, the first attempt to make black women carry passes was in 1913 when the then Orange Free State introduced a new requirement that women, in addition to existing regulations for black men, had to carry reference documents. The resulting protests, by a multiracial group of women, many of whom were professionals, took the form of passive resistance through refusing to carry the new passes. Matters came to a head at Sharpeville in March 1960, when 69 anti-pass demonstrators were killed when police fired on a demonstration called by the PAC. A state of emergency was imposed and detention without trial was introduced.

The black political organisations were banned and their leaders went into exile or were arrested. In this climate, the ANC and PAC abandoned their long-standing commitment to non-violent resistance and turned to armed struggle, combined with underground organisation and mobilisation as well as the mobilisation of international solidarity. Top leaders, including members of the newly formed military wing Umkhonto we Sizwe (MK) (“Spear of the Nation”), were arrested in 1963.

In the “Rivonia Trial”, eight ANC leaders,

including Nelson Mandela, were convicted of sabotage (instead of treason, the original charge) and sentenced to life imprisonment.

In this period, leaders of other organisations, including the PAC and the New Unity Movement, were also sentenced to long terms of imprisonment and/or banned. The 1960s was a decade of overwhelming repression and relative political disarray among black people in the country. Armed action was contained by the state.

State repression played a central role in containing internal resistance, and the leadership of the struggle shifted increasingly to the missions in exile. At the same time, the ANC leadership embarked on a campaign to infiltrate the country through what was then Rhodesia (now Zimbabwe).

In August 1967, a joint force of MK and the Zimbabwean People's Revolutionary Army (Zipra) of the Zimbabwe African People's Union entered Zimbabwe, and over a two-month period engaged the joint Rhodesian and South African security forces. Although the joint MK-Zipra force failed to reach South Africa, this was the first military confrontation between the military forces of the ANC-led alliance and white security forces.

The resurgence of resistance politics in the early 1970s was dramatic. The Black Consciousness Movement, led by Steve Biko (who was killed in detention in 1977), reawakened a sense of pride and self-esteem in black people.

News of the brutal death of Biko reverberated around the globe and led to unprecedented outrage.

White capitalist economies sputtered with the oil crisis of 1973 and black trade unions were revived. A wave of strikes reflected a new militancy that involved better organisation and new sectors, in particular intellectuals and the student movement, being drawn into mass struggle and debate over the principles informing it. Rallies at black universities in support of Frelimo, the Mozambican liberation movement, also gave expression to the growing militancy.

The year 1976 marked the beginning of a sustained anti-apartheid revolt. In June, school pupils of Soweto rose up against apartheid education, followed by youth uprisings all around the country. Despite the harsh repression that followed, students continued to organise, with the formation in 1979 of organisations for school students (Congress of South African Students) and college and university students (Azanian Students Organisation).

By the 1980s, the different forms of struggle – armed struggle, mass mobilisation and interna-

tional solidarity – were beginning to integrate and coalesce.

The United Democratic Front and the informal umbrella, the Mass Democratic Movement, emerged as legal vehicles of democratic forces struggling for liberation. Clerics played a prominent public role in these movements. The involvement of workers in resistance took on a new dimension with the formation of the Congress of South African Trade Unions and the National Council of Trade Unions.

Popular anger was directed against all those who were deemed to be collaborating with the government in the pursuit of its objectives, and the black townships became virtually ungovernable. From the mid-1980s, regional and national states of emergency were enforced.

Developments in neighbouring states, where mass resistance to white minority and colonial rule led to Portuguese decolonisation in the mid-1970s and the abdication of Zimbabwe's minority regime in 1980, left South Africa exposed as the last bastion of white supremacy.

Under growing pressure and increasingly isolated internationally, the government embarked on a dual strategy, introducing limited reform coupled with intensifying repression and militarisation of society, with the objective of containing the pressures and increasing its support base while crushing organised resistance. An early example of reform was the recognition of black trade unions to try to stabilise labour relations. In 1983, the Constitution was reformed to allow the coloured and Indian minorities limited participation in separate and subordinate houses of Parliament.

The vast majority of these groups demonstrated their rejection of the tricameral dispensation through massive boycotts of elections, but it was kept in place by the apartheid regime despite its visible lack of legitimacy. Attempts to legitimise community councils as vehicles for the participation of blacks outside the Bantustans in local government met a similar fate.

Militarisation included the ascendancy of the State Security Council, which usurped the role of the executive in crucial respects, and a succession of states of emergency as part of the implementation of a comprehensive counter-insurgency strategy to combat what, by the mid-1980s, was an endemic insurrectionary spirit in the land.

However, by the late 1980s, popular resistance was taking the form of mass defiance campaigns, while struggles over more localised issues saw broad sections of communities



mobilised in united action. Popular support for released political prisoners and for the armed struggle was being openly expressed.

In response to the rising tide of resistance, the international community strengthened its support for the anti-apartheid cause. Sanctions and boycotts were instituted, both unilaterally by countries across the world and through the United Nations (UN). These sanctions were called for in a coordinated strategy by the internal and external anti-apartheid movement in South Africa.

FW de Klerk, who replaced PW Botha as State President in 1989, announced at the opening of Parliament in February 1990 the unbanning of the liberation movements and release of political prisoners, among them Nelson Mandela. A number of factors led to this step. International financial, trade, sport and cultural sanctions were clearly biting. Above all, even if South Africa was nowhere near collapse, either militarily or economically, several years of emergency rule and ruthless repression had clearly neither destroyed the structures of organised resistance, nor helped establish legitimacy for the apartheid regime or its collaborators. Instead, popular resistance, including mass and armed action, was intensifying.

The ANC, enjoying popular recognition and legitimacy as the foremost liberation organisation, was increasingly regarded as a government-in-waiting.

International support for the liberation movement came from various countries around the globe, particularly from former socialist countries and Nordic countries as well as the Non-Aligned Movement (NAM).

The other liberation organisations increasingly experienced various internal and external pressures and did not enjoy much popular support.

To outside observers, and also in the eyes of growing numbers of white South Africans, apartheid stood exposed as morally bankrupt, indefensible and impervious to reforms.

The collapse of global communism, the negotiated withdrawal of Cuban forces from Angola, and the culmination of the South-West African People's Organisation's liberation struggle in the negotiated independence of Namibia – formerly South-West Africa, administered by South Africa as a League of Nations mandate since 1919 – did much to change the mindset of white people. No longer could they demonise the ANC and PAC as fronts for international communism.

White South Africa had also changed in deeper ways. Afrikaner nationalism had lost much of its *raison d'être*. Many Afrikaners had become urban, middle class and relatively prosperous.

Their ethnic grievances and attachment to ethnic causes and symbols had diminished. A large part of the NP's core constituency was ready to explore larger national identities, even across racial divides, and yearned for international respectability.

In 1982, disenchanted hardliners split from the NP to form the Conservative Party, leaving the NP open to more flexible and modernising influences. After this split, factions within the Afrikaner elite openly started to pronounce in favour of a more inclusive society, causing more friction with the NP government, which became increasingly militaristic and authoritarian.

A number of business, student and academic Afrikaners held meetings publicly and privately with the ANC in exile. Secret talks were held between the imprisoned Mandela and government ministers about a new dispensation for South Africa, with black people forming a major part of it.

Inside the country, mass action became the order of the day. Petty apartheid laws and symbols were openly challenged and removed. Together with a sliding economy and increasing international pressure, these developments made historic changes inevitable.

## The First Decade of Freedom

After a long negotiation process, sustained despite much opportunistic violence from the right wing and its surrogates, and in some instances sanctioned by elements of the State, South Africa's first democratic election was held in April 1994 under an interim Constitution.

The interim Constitution divided South Africa into nine new provinces in place of the previous four provinces and 10 "homelands", and provided for the Government of National Unity (GNU) to be constituted by all parties with at least 20 seats in the National Assembly.

The NP and the Inkatha Freedom Party (IFP) formed part of the GNU until 1996, when the NP withdrew. The ANC-led government embarked on a programme to promote the reconstruction and development of the country and its institutions.

This called for the simultaneous pursuit of democratisation and socio-economic change, as well as reconciliation and the building of consensus founded on the commitment to improve the lives of all South Africans, in particular the poor. It required the integration

of South Africa into a rapidly changing global environment.

Pursuit of these objectives was a consistent focus of government during the first decade of freedom, seeking the unity of a previously divided society in working together to overcome the legacy of a history of division, exclusion and neglect.

Converting democratic ideals into practice required, among other things, initiating a radical overhaul of the machinery of government at every level, working towards service delivery, openness and a culture of human rights. It has required a more integrated approach to planning and implementation to ensure that the many different aspects of transformation and socio-economic upliftment cohere with maximum impact.

A significant milestone in the democratisation of South Africa was the exemplary Constitution-making process, which in 1996 delivered a document that has evoked worldwide admiration. So, too, have been the national and local government elections subsequent to 1994 – all conducted peacefully, with high levels of participation compared with the norm in most democracies, and accepted by all as free and fair in their conduct and results.

Since 2001, participatory democracy and interactive governance have been strengthened through the practice of public participation, roving executive council and mayoral meetings, in which members of the Executive, in all three spheres of government, including The Presidency, regularly communicate directly with the public about the implementation of programmes of reconstruction and development.

The second democratic national election in 1999 saw the ANC majority increase to just short of two-thirds and the election of Thabo Mbeki as President and successor to Mandela. It saw a sharp decline in the popularity of the NP (then the New National Party [NNP]) and its replacement by the Democratic Party as the official opposition in Parliament. These two parties formed the Democratic Alliance (DA), which the NNP left in 2001.

The Truth and Reconciliation Commission (TRC), under the leadership of Archbishop Desmond Tutu, helped inculcate a commitment to accountability and transparency in South Africa's public life, at the same time helping to heal wounds inflicted by the inhumanities of the apartheid era.

During 2003, Parliament accepted government's response to the final report of the TRC.

Out of 22 000 individuals or surviving families appearing before the commission, 19 000 were identified as needing urgent reparation assistance – virtually all, where the necessary information was available, received interim reparations.

As final reparations, government provided a once-off grant of R30 000 to individuals or survivors who appeared before and were designated by the TRC, over and above the programmes for material assistance. There are continuing programmes to project the symbolism of the struggle and the ideal of freedom. These include the Freedom Park and other symbols and monuments, and such matters as records of history, remaking of cultural and art forms and changing geographical and place names.

The ethos of partnership informed the establishment of the National Economic Development and Labour Council. It brings together government, business, organised labour and development organisations to confront the challenges of growth and development for South Africa in a turbulent and globalising international economy.

The Presidential Jobs Summit in 1998 and the Growth and Development Summit in June 2003 brought these sectors together to take advantage of the conditions in South Africa for faster growth and development.

At the summit, a comprehensive set of agreements was concluded to address urgent challenges in a practical way and to speed up job-creating growth and development.

Partnership between government and civil society was further strengthened by the creation of a number of working groups through which sectors of society – business, organised labour, higher education, religious leaders, youth and women – engage regularly with the President.

In the first decade of freedom, government placed emphasis on meeting basic needs through programmes for socio-economic development such as the provision of housing, piped water, electricity, education and healthcare, as well as social grants for those in need.

The integration of South Africa into the global political, economic and social system has been a priority for democratic South Africa. As a country isolated during the apartheid period, an African country, a developing country, and a country whose liberation was achieved with the support of the international community, it remains of critical importance to build political and economic links with the countries and regions of the world, and to work with others for an interna-

tional environment that is more favourable to development across the world, and in Africa and South Africa in particular.

The South African Government is committed to the African Renaissance, which is based on the consolidation of democracy, economic development and a cooperative approach to resolving the challenges the continent faces. South Africa hosted the launch in 2002 of the African Union (AU), a step towards further unification of Africa in pursuit of socio-economic development, the Organisation of African Unity having fulfilled its mandate to liberate Africa. President Mbeki chaired the AU for its founding year, handing over the chair to President Joaquim Chissano of Mozambique in July 2003. In 2004, the AU decided that South Africa should host the Pan-African Parliament and it met for its second session in South Africa, the first time on South African soil, in September that year. By participating in UN and AU initiatives to resolve conflict and promote peace and security on the continent – in countries such as the Democratic Republic of Congo, Burundi and Sudan – South Africa has contributed to the achievement of conditions conducive to the entrenchment of stability, democracy and faster development.

During the first decade of freedom, it acted at various times as chair of the Southern African Development Community, NAM, AU and the Commonwealth Heads of Government meetings. It hosted several international conferences, including the UN Conference on Trade and Development in 1996, the 2000 World AIDS Congress, the World Conference Against Racism in 2001, the World Summit on Sustainable Development in 2002 and the World Parks Congress in 2003. The country has also been represented in international forums such as the International Monetary Fund's Development Committee and Interpol.

### The Second Decade of Freedom

When South Africa celebrated 10 years of freedom in 2004, there were celebrations across the world in countries whose peoples had helped to bring freedom to South Africa through their solidarity, and who today are partners in reconstruction and development. As government took stock of the first decade of freedom in the *Towards a Ten Year Review*, it was able to document great progress by South Africans in pursuit of their goals, as well as the challenges that face the nation as it traverses the second decade of its freedom towards 2014.

In its third democratic elections, in April 2004,

the country gave an increased mandate to the Government's programme for reconstruction and development and for the entrenchment of the rights in the Constitution. It mandated government specifically to create the conditions for halving unemployment and poverty by 2014. Following these elections, President Mbeki was appointed to a second term of office – a position he relinquished in September 2008, following the decision of the National Executive Committee of the ANC to recall him. Parliament elected Kgalema Motlanthe as President of South Africa on 25 September 2008.

Local government elections in 2006, following a long period of civic unrest as communities protested against a mixed record of service delivery, saw increased participation compared with the previous local elections, as well as increased support for the ruling party based on a manifesto for a concerted effort, in partnership with communities, to make local government work better.

South Africa held national and provincial elections to elect a new National Assembly as well as the provincial legislature in each province on 22 April 2009. Some 23 million people were registered for the 2009 general election, which was about 2,5 million more than in 2004. About 77% of registered voters took part in the election. The results for the top five parties were as follows: the ANC achieved 65,9%; the DA 16,6%; the newly-formed Congress of the People (Cope) 7,4%; the IFP 4,5%; and the Independent Democrats 0,9% of the votes cast.

Jacob Zuma was inaugurated as President of South Africa on 9 May 2009. Shortly thereafter, President Zuma announced several changes to existing government departments and the creation of new structures within The Presidency. The latter essentially comprise the Ministry for Performance Monitoring, Evaluation and Administration and the National Planning Ministry, in keeping with the new administration's approach to intensify government delivery through an outcomes-based approach, coupled with a government-wide monitoring and evaluation system.

Government adopted 14 outcomes as its focus areas. These include among other things: improving the quality of basic education and health services, strengthening the fight against crime, creating decent employment through inclusive growth, and boosting skills development. It also included ensuring food security for all, building sustainable human settlements and an improved quality of household life, improving

local government structures and an efficient and development-oriented public service.

A significant milestone for South Africa in the second decade of freedom was the successful hosting of the 2010 FIFA World Cup™.

The tournament, which was the first on African soil, demonstrated that South Africa has the infrastructure and capability to warrant serious investment consideration. It also showcased South Africa and its people to the world.

The local government elections held on 18 May 2011 were characterised by lively and respectful campaigning with all political parties free to engage with voters in all areas. The Independent Electoral Commission highlighted decreased voter apathy and achieved an impressive 57,6% registered voter turn-out – an improvement from the previous local government elections, which scored below the 50% mark. The ANC won the highest number of seats and councils – 198 councils and 5 633 seats, constituting 62% of the vote. The DA came second with 18 councils, 1 555 seats and 23,9% support. The ANC and DA were followed by the IFP and Cope.

As part of government's commitment to secure a better quality of life for all, the National Planning Commission (NPC) in The Presidency finalised the National Development Plan (NDP): Vision for 2030 in 2011. The plan was a step in the process of charting a new path for South Africa.

By 2030, government seeks to eliminate poverty and reduce inequality. The plan was the product of not just the NPC but also tens of thousands of ordinary South Africans who shared their dreams, hopes and ideas for the future.

In August 2012, the Chairperson of the NPC, Minister Trevor Manuel, handed the revised NDP 2030 over to President Zuma during a Joint Sitting of both Houses in Parliament. The revised document, entitled *Our future – make it work*, is a policy blueprint for eliminating poverty and reducing inequality in South Africa by 2030.

Implementation of the plan will be broken up into five-year chunks, in line with the electoral cycle, with the 2014 to 2019 medium-term strategic framework forming the first five-year building block of the plan.

The Presidency will lead the formulation of the 2014 to 2019 medium-term strategic framework, which includes key targets from the NDP and other plans such as the New Growth Path, National Infrastructure Plan and Industry Policy Action Plan.

The Presidency and National Treasury will work with government departments to clarify

roles and responsibilities, ensure that plans and budgets are aligned, and develop clear performance indicators for each programme.

Government will focus on areas where implementation of existing policies needs to improve and will hold focused discussions to overcome obstacles to implementation. It will also engage with other sectors to understand how they are contributing to the NDP's implementation and to identify any obstacles they face.

The 2019 to 2024 and 2024 to 2029 planning cycles will be used to initiate the remaining activities and will be informed by a performance review of the previous cycle.

The objective of a better life for the people of South Africa, the continent of Africa and the world at large was at the heart of the country's successful hosting of the UN Framework Convention on Climate Change's 17th Conference of the Parties in Durban towards the end of 2011. Aware of the fact that Africa is the continent most affected by the impact of climate change, South Africa was committed to ensuring that Durban delivered a fair and balanced outcome that would help secure the future of our planet. The resulting Durban Platform outcome was a coup for South Africa and the African continent.

South Africa has continued to build on its international profile. On 1 January 2011, South Africa began its second term as a nonpermanent member of the UN Security Council (UNSC) for the period 2011 and 2012. South Africa serves alongside the five permanent members, China, France, the Russian Federation, the United Kingdom and the United States of America, and elected members Bosnia and Herzegovina, Brazil, Colombia, Gabon, Germany, India, Lebanon, Nigeria and Portugal. In January 2012, the UNSC President saw the adoption of Resolution 2033 that provides for closer cooperation between the UN and the AU.

In the conduct of its international relations, South Africa is committed to garnering support for its domestic priorities, promoting the interests of the African continent, enhancing democracy and human rights, upholding justice and international law in relations between nations, seeking the peaceful resolution of conflicts and promoting economic development through regional and international cooperation in an interdependent world.

On 8 January 2012, Africa's oldest liberation movement, the ANC, celebrated 100 years of existence. This was a historic achievement, not only for the movement, but also for South



Africa, the continent and the world. Thousands of ordinary South Africans, political and religious leaders attended the centenary celebrations which were held in Mangaung, Free State, the birthplace of the ANC.

On 25 May 2012 the Square Kilometre Array (SKA) Organisation announced that the SKA Project would be shared between South Africa and Australia, with a majority share coming to South Africa.

The full dish array and the dense aperture array will be built in Africa. The core, i.e. the region with the highest concentration of receivers, will be constructed in the Northern Cape, about 80 km from the town of Carnarvon (the same site where the MeerKAT is being constructed). The sparse aperture array (low-frequency array) will be built in Western Australia.

Over the next few years, teams of radio astronomy scientists and engineers from around the world will work together to scope and finalise the design of the SKA.

In July 2012, Dr Nkosazana Dlamini Zuma, then Minister of Home Affairs, was elected as the first female head of the AU Commission and the first person from South Africa to hold this position. In September 2012, she received the UN South-South Award for Global Leadership.

In November 2012, South Africa was elected by the members of the UN General Assembly to the UN's 47-member Economic and Social Council (Ecosoc). It is one of the principal organs of the UN, alongside the Security Council and General Assembly. South Africa completed its two-year non-renewable, non-permanent membership of the Security Council on 31 December 2012, and immediately assumed the membership of Ecosoc on 1 January 2013. South Africa last served in Ecosoc from 2004 to 2006.

Released in September 2012, the World Economic Forum's *Global Competitiveness Report 2012/13* confirmed that South Africa remained the most competitive economy in sub-Saharan Africa.

On 30 October 2012, Statistics South Africa released the Census 2011 results. The census, which analysed the country's demographics, population distribution and access to services, average household size, income, migration, and mortality, was the third national population and housing count in post-apartheid South Africa. Results showed that the country's population grew to 51,8 million people from 44,8 million in 2001, representing a 15,5% increase over the last decade.

In December 2012, President Zuma was re-elected as the president of the ANC during the ruling party's congress in Mangaung. Cyril Ramaphosa was elected as the party's deputy president.

In July 2013, Ms Phumzile Mlambo-Ngcuka, was appointed executive director of the UN Women Entity for Gender Equality and Empowerment of Women, and Geraldine Fraser-Moleketi, was appointed director in the UN Development Programme's Bureau for Development Policy.

While receiving intensive medical care at home for a lung infection after spending three months in hospital, South Africa's first democratically elected President and anti-apartheid icon, Nelson Mandela, died at the age of 95, on 5 December 2013.

Mr Mandela led South Africa's transition from white-minority rule in the 1990s, after serving 27 years in prison for his political activities.

His body lay in state at the Union Buildings from 11 to 13 December. He was buried in his home town of Qunu in the Eastern Cape on 15 December 2013.

South Africa celebrated 20 Years of Freedom in 2014, which was a historic milestone for the country. The Twenty Year Review, which was released in 2013, and the National Planning Commission's 2011 Diagnostic Report, highlight that poverty, inequality and unemployment continue to negatively affect the lives of many people.

Despite progress in reducing rural poverty and increasing access to basic services in rural areas over the past 20 years, rural areas are still characterised by great poverty and inequality. As stated in the NDP, by 2030, South Africa's rural communities must have better opportunities to participate fully in the economic, social and political life of the country.

Government's programme of radical economic transformation is about placing the economy on a qualitatively different path that ensures more rapid, sustainable growth, higher investment, increased employment, reduced inequality and deracialisation of the economy. The NDP sets a growth target of at least 5% a year, and emphasises measures to ensure that the benefits of growth are equitably shared.

The 2014 South African general election was held on 7 May 2014, to elect a new National Assembly and new provincial legislatures in each province. It was the fifth election held in South Africa under conditions of universal adult suffrage since the end of the apartheid era in

1994, and the first held since the death of Nelson Mandela. It was also the first time that South African expatriates were allowed to vote in a South African national election.

The National Assembly election was won by the ANC (62,1%). The official opposition, Democratic Alliance (DA) won 22,2% of the votes, while the newly formed Economic Freedom Fighters (EFF) obtained 6,4% of the vote.

Eight of the nine provincial legislatures were won by the ANC. The EFF obtained over 10% of the votes in Gauteng, Limpopo and North West, and beat the DA to second place in Limpopo and North West. In the other six provinces won by the ANC, the DA obtained second place. In the Western Cape, the only province not won by the ANC, the DA increased its majority from 51,5% to 59,4%.

The discovery of *Homo naledi*, an extinct species of hominin, in September 2015 became worldwide news. In 2015, South Africa celebrated the 60th Anniversary of the Freedom Charter, which advocated for a non-racial South Africa.

The 40th Anniversary of the 16 June 1976 Soweto Student Uprising was celebrated in 2016, along with the 20th Anniversary of the signing of the Constitution of the Republic of South Africa of 1996.

The 2016 Local Government Elections were held on 3 August 2016. The ANC won 53,9% of the total votes, followed by the official opposition DA with 26,9% and the EFF with 8,2%.





South Africa Yearbook 2015/16

# Agriculture





The mandate of the Department of Agriculture, Forestry and Fisheries (DAFF) includes value chains, inputs, production and consumption in the agriculture, forestry and fishery sectors.

The department's strategic goals over the medium term, which are organised around the key priority areas of food security, job creation, and rural and economic development, are to:

- provide effective and efficient strategic leadership, governance and administration in the department
- increase production and productivity in the agriculture, forestry and fisheries sectors, to enhance employment and economic growth
- provide an enabling environment for food security and sector transformation
- ensure the sustainable use of natural resources in the forestry and fisheries sectors through the conservation, protection, rehabilitation and recovery of natural resources within ecosystems.

The agriculture, forestry and fisheries sectors are crucial to South Africa's socio-economic development. However, the future of these sectors depends on critical issues such as climate change, population growth, skills shortages, changes in consumer needs and shifts in the global economy and related markets.

## Improving food security

The DAFF promotes food security by supporting food producers through the:

- **Micro Agricultural Financial Institutions** of South Africa, which provides agricultural production loans to smallholder operators in the agriculture, forestry and fishery sectors;
- **Comprehensive Agricultural Support Programme (CASP)** grant, which provides post-settlement support to targeted beneficiaries of land reform and redistribution, as well as to other producers who have acquired land privately and are engaged in domestic value-adding enterprises or exporting agricultural produce; and
- **Ilima/Letsema** projects grant, which provides production inputs to subsistence and smallholder farmers

## Creating jobs

The Agricultural Policy Action Plan (APAP), approved by Cabinet in March 2015, will promote the revitalisation of agriculture and agro-processing value chains in priority commodities such as maize, soyabeans, poultry and red meat.

These commodities have been identified in the National Development Plan (NDP) as having

high growth potential and high labour absorption capacity, hence contributing to creating 1 million jobs by 2030.

The LandCare Programme aims to promote sustainable land and soil management practices, prevent land degradation and desertification in rural areas and contribute to job creation. The programme is projected to create 2 400 full time equivalent jobs in rehabilitating 48 900 hectares (ha) of land over the medium term, and 4 725 jobs in planting 5 175 ha to refurbish industrial plantations and community woodlots.

The total LandCare grant allocation is R220.7 million over the medium term. Planned work also includes reducing the spread of invasive alien plants, fencing and protecting agricultural land against degradation, conserving water resources, and combating the loss of topsoil.

The Expanded Public Works Programme's (EPWP) Working for Fisheries Programme (WfFP) encourages communities to responsibly manage and conserve aquatic environments through, for example, cleaning fishing harbours and conducting harbour patrols. The department transfers R242 million for these projects to the Marine Living Resources Fund.

Some 1 695 full time equivalent jobs are expected to be created in the fishery sector over the medium term.

The EPWP was introduced as a nationwide government-led initiative aimed at drawing a significant number of unemployed South Africans into productive work in a manner that will enable them to gain skills and increase their capacity to earn an income.

This programme advances the principle of government expenditure, across all three spheres, to provide employment opportunities and skills development to the unemployed.

## Legislation and frameworks

Some of the legislation of the DAFF include:

- The Veterinary and Para-Veterinary Act, 1962 (Act 71 of 1962) provides for the establishment, powers and functions of the South African Veterinary Council; the registration of people practising veterinary and para-veterinary professions and control of the practising of veterinary and para-veterinary professions, and was amended in 2012.
- The Fertiliser and Farm Feeds, Agricultural Remedies and Stock Remedies Act, 1947 (Act 36 of 1947) regulates the registration of fertilisers, stock feeds, agricultural remedies, stock remedies, sterilising plants and pest control operators, and provides for control over the acquisition, disposal, sale and use

- of fertilisers, farm feeds, agricultural remedies and stock remedies.
- Consultation regarding the Plant Breeders' Rights Amendment Bill was underway to replace the Plant Breeders' Rights Act, 1976 (Act 15 of 1976). The Bill aims to strengthen the protection of intellectual property rights relevant to new plant varieties, which in turn positively impacts on the competitiveness of South Africa's agricultural sector.
  - The Genetically Modified Organisms (GMO) Act, 1997 (Act 15 of 1997) provides for the regulation of GMO activities in South Africa, and states that biosafety assessments should be conducted for every proposed GMO activity. The Act provides a framework to ensure that all activities involving the use of GMOs are carried out in such a way as to limit possible harmful consequences.
  - The Disaster Management Act, 2002 (Act 57 of 2002) and the National Disaster Risk-Management Framework of 2005 address agricultural risk management and climate change, and are supplemented by climate change-related policies and programmes.
  - The Meat Safety Act, 2000 (Act 40 of 2000) provides for measures to promote meat safety and the safety of animal products; establish and maintain essential national standards in respect of abattoirs; regulate the import and export of meat and establish meat safety schemes.
  - The Conservation of Agricultural Resources Act, 1983 (Act 43 of 1983) provides for control over the use of natural agricultural resources to promote the conservation of soil, water sources and vegetation, and the combating of weeds and invader plants.
  - The Control of Markets in Rural Areas Ordinance, 1965 (Ordinance 38 of 1965).
  - The Problem Animals Control Ordinance, 1978 (Ordinance 14 of 1978).
  - The Livestock Brands Act, 1962 (Act 87 of 1962) regulates the registration of a brand in the name of an owner of livestock for the purpose of identifying the livestock.
  - The Agricultural Credit Act, 1966 (Act 28 of 1966) provides for a system of assistance to people or undertaking to farming operations, and for control in respect of assistance rendered.
  - The Subdivision of Agricultural Land Act, 1970 (Act 70 of 1970) regulates the subdivision of agricultural land and its use for purposes other than agriculture. Investigations are conducted by the provincial department in support of the execution of the Act.
  - The Plant Improvement Act, 1976 (Act 53 of 1976) provides for the registration of establishments where plants and propagation material are sold and packed, for the introduction of schemes for the certification of certain propagation material, for the requirements to which plants and propagation material sold for the purposes of cultivation must conform and for quality control over plants and propagation material imported or exported.
  - The Livestock Improvement Act, 1977 (Act 25 of 1977) regulates the collection and sale of semen and ova and the artificial insemination and in-ovulation of certain animals, the establishment of a system for the evaluation and certification of the performance of certain animals quality control regarding the importation and exportation of certain animals, semen, ova and eggs the incorporation of livestock breeders' societies and the maintenance of the legal personality of livestock breeders' societies and the granting of certain exclusive powers relating to the registration of pedigrees of certain livestock.
  - The Cooperatives Act, 1981 (Act 91 of 1981) regulates the formation, registration, management and functioning of various types of co-operative and the winding up and dissolution of cooperatives.
  - The Perishable Products Export Control Act, 1983 (Act 9 of 1983) provides for the control of perishable products intended for export from South Africa and for the continued existence of a statutory board to bring about the orderly and efficient export of perishable products from the country.
  - The Agricultural Pests Act, 1983 (Act 36 of 1983) introduces measures for the prevention and combating of agricultural pests.
  - The Agricultural Research Act, 1990 (Act 86 of 1990) establishes a juristic person, the Agricultural Research Council (ARC), to undertake agricultural research and regulate matters regarding the ARC's proceedings, powers, duties, management, control, employees, financing and related matters.
  - The Agricultural Product Standards Act, 1990 (Act 119 of 1990) provides for control over the sale and export of certain agricultural products and other related products, with a view to the maintenance of certain standards regarding the quality of products and packing, marking and labelling.
  - The Agricultural Produce Agents Act, 1992 (Act 12 of 1992) provides for the establishment of an Agricultural Produce Agents Council and

fidelity funds.

- The Onderstepoort Biological Products (OBP) Incorporation Act, 1999 (Act 19 of 1999) provides for the establishment of a company to manage the institution, the appointment of directors and the holding and disposal of shares in the company.
- The Marine Living Resources Act, 1998 (Act 18 of 1998) provides for the conservation of the marine ecosystem, the long-term sustainable use of marine living resources and the orderly access to exploitation, use and protection of certain marine living resources; and for the exercising of control over marine living resources in a fair and equitable manner for the benefit of all the citizens of South Africa.
- The National Forest Act, 1998 (Act 84 of 1998) allows for an exemption for the use and handling of protected trees and their products; and authorises the Minister to establish a trust, in respect of state forests under certain circumstances.
- The National Veld and Forest Fire Act, 1998 (Act 101 of 1998) reforms the law on veld and forest fires and repeals certain provisions of the Forest Act, 1984 (Act 122 of 1984).
- The Sea Fishery Act, 1988 (Act 12 of 1988) provides for the conservation of the marine ecosystem and the orderly exploitation, use and protection of certain marine resources; and provides for the exercise of control over sea fisheries.

The African Growth and Opportunity Act (AGOA) is a United States of America (USA) Trade Act, enacted on 18 May 2000 as Public Law 106 of the 200th Congress. AGOA has since been renewed to 2025. It provides duty-free access to the USA market for almost all products exported from more than 40 eligible sub-Saharan African countries, including South Africa.

## Budget and funding

The DAFF's total budget for 2015/16 was R6,383 billion, of which R3,7 billion was ring-fenced for transfers of conditional grants and parliamentary grants:

In terms of conditional grants:

- R1,642 billion has been allocated to the CASP
- R491,4 million to Ilima/Letsema
- R69,3 million to the LandCare Programme.

In terms of Parliamentary Grants

- R241,8 million has been allocated to the Marine Living Resources Fund
- R813 million to the ARC
- R35 million to the National Agricultural Marketing Council (NAMC)
- R5,935 million to Ncera farm.

In addition to that R788,1 million of the budget has been allocated to Administration. This division of the budget reflects the alignment of the budget to strategic priorities.

A total of 15 prefabricated clinics worth R7,5 million were scheduled to be delivered to provinces in 2015/16.

The DAFF set aside R51 million to procure additional mobile clinics and purchasing of medical equipment and pharmaceuticals. These veterinary services were intended to be delivered to the red meat and poultry hubs which were being developed through APAP.

In terms of targets for the conditional grants for 2015/16:

- R678 million will be directed to the Fetsa Tlala programme, which will bring 128 000 ha of land under production
- 511 projects from both conditional grants will be supported, reaching about 27 000 smallholder farmers
- 160 000 vulnerable households will be assisted to produce their own food through household food gardens – the Rekgaba ka Diratswana programme in the Free State being one example of government efforts to assist vulnerable communities to produce their own food
- approximately 31 000 decent jobs will be created in 2015/16 from these interventions.

## Agricultural Policy Action Plan

The challenges facing the agricultural, forestry and fisheries (AFF) sectors are numerous: Rising input costs, an uneven international trade environment, lack of developmental infrastructure (rail, harbour, electricity) and a rapidly evolving policy and production environment. At the same time, transformation of the AFF sectors has been slow and tentative.

Based on this analysis of the various challenges within the AFF sectors the Agriculture, Forestry and Fisheries Strategic Framework was developed to outline appropriate responses to these challenges. The APAP aims to translate these high-level responses offered in the AFF Strategic Framework into tangible, concrete steps.

The AFF Strategic Framework identifies four broad sector goals (Equitable growth and competitiveness; Equity and transformation; Environmental sustainability and Governance), which translate into a comprehensive, abiding intervention framework, which will be supported through iterations of APAP via short and medium-term interventions targeting specific value chains (sectoral interventions)

or transversal challenges (transversal interventions).

The APAP, which was approved by Cabinet in March 2015, is the programmatic response to Priority One of the Nine-Point Plan to ignite growth and create jobs. It outlines a value chain approach in priority commodities, informed by the commodities with high-growth potential and high-labour absorption capacity identified in the NDP.

The APAP has been reviewed to ensure that it becomes a jobs driver and promotes growth, employment, rural incomes, investment, output, exports and African regional development.

## Agriculture and South Africa's role in the national and international economy

Agriculture is a catalyst for economic growth and the current contribution of the sector towards the gross domestic product (GDP) of about 2,5% is far below the capacity of the sector. The sector contributes another 12% to the GDP through value added from related manufacturing and processing.

The share of agriculture, forestry and fisheries products of the total South African trade is approximately 12% and South Africa remains in a positive trade balance.

The value of exports increased from R134,9 billion in 2014 to R144,4 billion in 2015. In the same period, South Africa's exports into other African countries increased from R59 billion to R62 billion and into Asia from R34,5 billion to R37,1 billion.

The conclusion of the European Union (EU) Economic Partnership Agreement has provided increased quota access for a number of existing and new products such as wine and sugar.

The DAFF will continue to focus on increasing intra-African trade and other global trade opportunities.

The largest subsector in the agricultural, forestry and fisheries export basket in 2015, based on value, was fruit and nuts. The highest growth in the export of specific products within the sectors was paper and paper products, with an increase of 94%.

While South Africa continues to be a net exporter of agricultural, forestry and fisheries products, exports are still concentrated in primary agricultural products and the country is a net importer of processed agricultural products.

Regarding AGOA trade, South Africa was given an extension on the 31 December 2015 deadline to comply to AGOA requirements. An agreement was reached on 6 January 2016 on

the relevant three meats, namely beef, pork and poultry.

The Proclamation made by the USA not to suspend agricultural imports, was extended to 15 March 2016. The agreement was eventually signed by the USA and is currently in force. The DAFF has already issued permits for the first 16 250 t of poultry meat to 29 importers, of which nine are historically disadvantaged individuals (HDIs).

Under AGOA, the agricultural sector has advantages for the exports of citrus, macadamia nuts, wine and other food products. However, implications of the concessions are that the EU and other partners may require equal treatment, which will require readjustment of the current agreements with trading partners.

Concerning sanitary and phyto-sanitary (SPS) issues, a protocol for highly pathogenic avian influenza was signed between the two countries in November 2015.

The DAFF has continued to open new markets. A notable achievement is the Indonesian government's recognition of the competence of South Africa's food safety control measures. This comes after a protracted negotiation process between the technical teams of the two countries, which eventually led to the opening of the Indonesian market to South African exporters.

The recognition was granted in respect of 15 commodities, including deciduous fruit, citrus, grapes and nuts. South African exporters will be allowed to use the port of Jakarta, the port of Tanjung Priok, which is closer to the main Jakarta market, therefore reducing transport costs and preventing quality loss.

In February 2014, the World Organisation for Animal Health (OIE) declared South Africa free of foot-and-mouth disease (FMD) after a three-year ban on the export of red meat as a result of the disease. In February 2015, the country's FMD-free zone status was reconfirmed by the OIE.

However, in late 2015 there was an outbreak of SAT-3 FMD in Limpopo. The outbreak was detected in the protection zone in Limpopo, where vaccination is carried out. The outbreak was contained in the province. Four affected dip tanks were detected in December 2015 and one in January 2016, all located in the Thulamela Local Municipality, which falls within the FMD protection zone (with vaccination).

The outbreak did not affect South Africa's FMD-free status as the protection zone is not part of the free zone.

By mid-2016, South Africa was also free from highly pathogenic avian influenza and is able



to export ostrich meat to the EU. To strengthen animal healthcare, 18 primary healthcare clinics were delivered to provinces and the Veterinary Strategy, as part of the Animal Disease Management Plan, was finalised.

In safeguarding biodiversity, the ARC has developed a new vaccine against heartwater that will be made available to farmers after evaluation for safety and registration by the authorities.

The availability of a Heartwater vaccine will boost mohair production as Angora goats are the most susceptible to animal diseases. Development of the new vaccine will play a vital role in expanding the number of successful livestock farmers, resulting in reduced losses and increased revenue for farmers.

Regarding exotic fruit flies, the quarantine pest *Bactrocera dorsalis* was detected in all provinces except the Western, Eastern and Northern Cape and the Free State. No surveillance took place in North West. However, pest management interventions took place in KwaZulu-Natal and the Eastern Cape. The pest was also detected in new areas – eastern parts of the Eastern Cape and the Mpumalanga Highveld.

South Africa, under the leadership of DAFF, has acceded to the Indian Ocean Tuna Commission and the Commission for the Conservation of Southern Bluefin Tuna, thereby allowing the country greater influence in negotiating for increased tuna quota allocations and access.

The associated benefits of fully acceding to these regional fisheries management organisations (RFMOs) has resulted in the immediate increase in the allocation of Southern Bluefin Tuna from 40 to 150 t. This has increased the sector's income from about R24 million to more than R100 million.

## Farm income

Gross farming income from all agricultural products for the year ended 31 December 2015 was estimated at R226 727 million, which was 4,1% higher than the previous year.

The gross farming income from field crops decreased by 9,9% and amounted to R51 091 million because of the decrease in income from grain sorghum by 58,9%, groundnuts by 28,6%, dry beans by 20,8%, sunflower seed by 17,9%, maize by 13,9%, soya beans by 4,7% and wheat slightly by 0,3%. The income derived from tobacco increased by 21,0%.

Prices received by farmers for agricultural products increased on average by 6,0%, while prices paid by farmers for farming requisites rose by 3,5%, resulting in the strengthening of

the terms of trade from 1,01 to 1,04 during the period under review.

The weighted average price of field crops increased by 9,8% as a result of the increase in prices of hay by 13,2%, summer grains by 12,5%, tobacco by 10,6%, sugar cane by 10,1%, winter grains by 6,7%, cotton by 5,3% and oilseeds by 0,6%. The price of dry beans decreased by 12,7%.

Prices of horticultural products increased by 2,1%, mainly because of the increase in prices of fruit by 8,4%. The prices of vegetables and viticulture decreased by 6,1% and 2,6% respectively.

Prices of animal products increased by 6,0% as a result of the increase in prices of pastoral products by 12,9%, poultry meat by 7,7% and slaughtered stock by 6,4%. The price of milk decreased by 1,8%.

The prices paid for farming requisites rose by 3,5%, compared to 6,2% in the previous year. Prices paid for tractors and building material increased by 8,4% each, trucks by 5,7%, fencing material by 5,2%, maintenance and repairs by 4,8%, seeds and feeds by 4,3% each, animal health and crop protection by 4,0%, packing material by 3,8% and fertilisers by 2,3%. Net farming income decreased by 3,1% and amounted to R73 414 million for the 12 months up to 31 December 2015.

## Role players Credit and assistance

The six major sources of credit for farmers are banks (56%), agricultural cooperatives and agribusinesses (9%), the Land and Agricultural Development Bank of South Africa (the Land Bank) (30%), private creditors (3%) and other creditors and financial institutions (2%).

## Land and Agricultural Development Bank of South Africa

The Land Bank is a specialist agricultural bank guided by a government mandate to provide financial services to the commercial farming sector and agribusiness. It also makes available financial products to new entrants to agriculture from historically disadvantaged backgrounds.

The Land Bank contributed R40,9 billion on the GDP, which resulted in more than 23 975 job opportunities and more than 313 404 maintained jobs. As the drought continued in the 2015/16 production season, the Land Bank was already in negotiations with the Industrial Development Corporation (IDC) for a concessionary loan scheme to assist distressed farmers in the declared disaster areas.

A drought relief concessionary loan scheme was launched by the Land Bank in March 2016 priced at prime less 3 %. This facility was meant to reduce the interest burden to ease the cash flow during the recovery years.

The Land Bank also participated in several drought forums led by stakeholders in agriculture to propose solutions to the DAFF.

### Micro Agricultural Financial Institutions of South Africa

MAFISA is a scheme that provides production loans to smallholder operators within the agriculture, forestry and fisheries sectors.

MAFISA loans were initially restricted to agricultural enterprises, but following the incorporation of the forestry and fisheries subsectors into the department of agriculture, the credit policy is under review so that it can also accommodate these two subsectors.

Loans are provided at 8% interest and accessed through a network of institutions accredited by the DAFF as retail intermediaries. Intermediaries submit monthly and quarterly reports to the department as part of its monitoring process. Regular workshops and inspection visits to intermediaries are also conducted.

The scheme offers production loans of up to R500 000 per person, with the repayment terms structured according to the income cycle of the enterprise. The loans are limited to South African citizens who meet the eligibility criteria. Loans of up to R25 000 can be granted without security. Most of the loans disbursed are in respect of livestock, sugar cane and grain crops.

### Agri South Africa (AgriSA)

AgriSA was established in 1904 as the South African Agricultural Union. It serves approximately 32 000 large and small commercial farmers.

Its mission is to promote the development, profitability, stability and sustainability of agriculture in South Africa by means of its involvement and input on national and international policy and the implementation thereof.

Essentially AgriSA, through its affiliated membership, represents a diverse group of individual farmers regardless of gender, colour or creed. AgriSA's policy advocacy includes work on trade negotiations, industrial policy, taxation, financing, land reform, labour laws, training, farmer development, environmental affairs, water rights and water pricing, other input-related issues, farm safety, law and order, infrastructure, technology development and transfer, statistical information and local government.

Furthermore, the organisation maintains

an extensive communication network with its members and other affected communities, organisations and individuals. AgriSA is a member of high-level business, trade and agricultural entities that includes Business Unity South Africa, the International Chamber of Commerce, the World Farmers' Organisation, the Southern African Confederation of Agricultural Unions and the Cairns Group Farm Leaders.

AgriSA communicates with its members via its two-monthly magazine, namely *Agri* (incorporating *Die Boer/The Farmer*) and an electronic newsletter. It is also responsible for programme content for an agricultural radio programme aired on Radio Sonder Grense (RSG).

Agriculture in South Africa remains an important sector despite its relatively small contribution to the GDP. The sector plays an important role in terms of job creation, especially in rural areas, but is also a foremost earner of foreign exchange.

Agriculture's prominent indirect role in the economy is a result of backward and forward linkages with other sectors. Purchases of intermediate goods and services form backward linkages with the manufacturing sector, while forward linkages are established through the supply of raw materials to industry.

Approximately 70% of agricultural output is used as intermediate products. Agriculture is therefore a crucial sector and a key driver of growth for the rest of the economy – a fact also acknowledged in policy-related documents such as the NDP: Vision 2030.

Essentially, the NDP entails that agriculture – both emerging and commercial – should still be afforded the opportunity to contribute optimally to economic growth, job creation, foreign-exchange earnings and development of the industrial sector within a safe and non-discriminatory environment. AgriSA is preoccupied with ensuring a safe environment for all people involved in the agricultural sector. A sound working relationship has been established with the South African Police Service (SAPS) at both policy and operational level, with a view of addressing the relevant rural safety problems.

### Agricultural Business Chamber (Agbiz)

Agbiz is a voluntary, dynamic and influential association of agribusinesses operating in South and southern Africa.

Agbiz's function is to ensure that agribusiness plays a constructive role in the country's economic growth, development and transformation, and to create an environment in which

agribusinesses of all sizes and in all sectors can thrive, expand and be competitive.

- Agbiz is the only organisation that serves the broader and common over-arching business interests of agribusinesses in South Africa.
- Agbiz addresses the legislative and policy environment on the many fronts that it impacts on the agribusiness environment.
- Agbiz facilitates considerable networking opportunities so that South African agribusinesses can play an active and creative role within the local and international organised business environment.

The strategic intent of Agbiz is to advocate for and facilitate a favourable agribusiness environment in order for its members to perform competitively and sustainably.

### **Transvaal Agricultural Union South Africa (TAU SA)**

TAU SA was established in 1897 as the Transvaal Agricultural Union. In 2002, the union reorganised to become a national agricultural union serving commercial farmers. It also renders services to its members in terms of property rights, economic issues, and safety and security. TAU SA conducts various projects to enhance the concept of successful agriculture.

### **National African Farmers' Union of South Africa (NAFU)**

NAFU was established in 1991 with the aim of creating a "home" for thousands of black farmers who had previously been excluded from the mainstream of agriculture. At the time of its formation, there was no farmer organisation operating at national level in South Africa. Between 1979 and 1991, the only organisation which attempted to address the needs of black farmers at national level was National African Federated Chamber of Commerce and Industry (NAFCOC). This organisation eventually facilitated the formation of the Nafu.

NAFU is a mouthpiece of predominantly black smallholder farmers in South Africa. It strives to promote the interests of primarily black farmers who are largely a disproportionately disadvantaged farming community. NAFU therefore represents the aspirations of those who have been disadvantaged, neglected and marginalised.

The focus of Nafu has been on advocacy, and it has and continues to lobby for access to critical resources such as land, credit, information, extension and other support services. However, Nafu also played and continues to play a role in building the capacity and strength of

its membership through the use of effective communication systems, training, improving management skills and exposing farming to the latest and most up-to-date production techniques.

### **The African Farmers' Association of South Africa (AFASA)**

AFASA's objectives are to create a sustainable united body of African farmers with capacity to influence policies through lobbying and advocacy. AFASA, like any other organisation, is a collection of individuals who come together for a common purpose.

The DAFF is expected to support smallholder farmers through conditional grants such as the CASP, LandCare Programme, Ilima/Letsema Programme, as well as the mobilisation of farmers, women and youth into agricultural co-operatives.

### **Veterinary services**

Veterinary public health and food safety aspects, in relation to animal products, remain a priority and are receiving increasing attention. The department has set aside R100 million for the Primary Animal Health Care Programme. Special attention is being given to the major rehabilitation of existing infrastructure, as well as the building of new clinics, animal health centres and other animal-handling facilities. Mobile veterinary vehicles will also be considered for remote areas. These efforts support the creation of an enabling environment for the planned Compulsory Community Service Programme for newly qualified veterinarians.

To strengthen the DAFF's animal healthcare, 18 primary healthcare clinics were delivered to provinces and the Veterinary Strategy, as part of the Animal Disease Management Plan, was finalised.

In addition, the DAFF requested the OIE to conduct an evaluation on the performance of veterinary services in South Africa. The recommendations from the OIE report will be applied to further enrich interventions on all veterinary issues.

### **Agricultural Research Council**

The ARC is a premier science institution that conducts research with partners, develops human capital and fosters innovation to support and develop the agriculture sector.

The ARC operates under the Ministry of Agriculture, Forestry and Fisheries and is mandated by the Agricultural Research Act, 1990 to promote agricultural and related sectors.

The ARC's main functions, as provided for in the Act, are to:

- undertake and promote research, technology development and technology transfer
- use the technological expertise in its possession and make it generally available
- publish information concerning its objectives and functions, and establish facilities for the collection and dissemination of information in connection with research and development
- publish the results of research
- establish and control facilities in the fields of research, technology development and technology transfer that the council may determine from time to time
- cooperate with departments of state, institutions, persons and other authorities for the promotion and conduct of research, technology development and technology transfer
- promote the training of research workers by means of bursaries or grants-in-aid for research, technology development and technology transfer, and contribute financially
- research, development and technology transfer programmes
- hire or let facilities
- cooperate with persons and authorities in other countries conducting or promoting research, technology development and technology transfer in agriculture.

The African Farmers Association of South Africa (AFASA) approved the "My Kraal" mobile app – an innovative livestock management system which addresses significant challenges in this agriculture segment – for a pilot programme on a number of its member farms.

The "My Kraal" solution which is the brainchild of agriculture business owner and entrepreneur Gershon Ramazan and Tigoma Digital founders offers livestock ID and tracking through a basic and easy to use mobile app.

My Kraal assists farmers with improved herd management and control, ultimately increasing farmers income by having accurate herd data to trade cattle for a higher price on the digital platform with a mobile wallet for quick and secure payments. It increases production through veterinary support and training provided by strategic partner and leading animal health service provider Afrivet and Veterinary Network, and importantly combat stock theft with last reports highlighting a cost to SA in excess of R500 million per year. It also provides farmers with access to affordable livestock insurance.

In addition, all data analysed will be shared with the government, insurance companies and strategic partners offering predictive analytics on stock theft and disease management early warning alerts.

### Onderstepoort Biological Products state-owned company (SOC) Ltd

OBP SOC was corporatised in 2000 under the OBP Incorporation Act, 1999.

The OBP's mandate is the prevention and control of animal diseases that impact on food security, human health and livelihood. This mandate is delivered through the continued development of innovative products and efficient manufacturing processes that ensure the affordability and accessibility of vaccines through diverse distribution channels.

The OBP possesses the capability, skills and scientific expertise to combat animal disease through the large-scale production of specialised animal vaccines. The company produces millions of doses a year to control as many as 50 different diseases and is an acknowledged world leader in the battle against animal disease.

Experiments at the OBP have seen encouraging progress in the development of new and improved vaccines against African horse sickness, which, despite the development of immunisation programmes, remains a constant threat to farmers, breeders and owners.

### Grain SA

Grain SA was established on 10 June 1999 and was formed out of National Maize Producers' Organisation (Nampo) (maize), National Oilseed Processors Association (Nopa) (soybeans, sunflower and groundnuts), the Wheat Producers' Organisation (WPO) (wheat, barley and oats) and the SPO (grain and sorghum). The mission of Grain SA is to provide commodity strategic support and services to South African grain producers to support sustainability.

The purpose of Grain SA's strategic focus areas is not only to increase the profitability of producers and to establish sustainable food security in general; it is also aimed at establishing transformation within the parameters of constitutional rights. Thus far the members of the agricultural community have been sharing authentic success stories of transformation and integration among themselves.

Grain SA's unity with its producer members at grassroots level has proven to be invaluable for this process. It therefore remains critical that the organisation, through regional, information, farmer unions and branch meetings, maintains a visible and active presence. These meetings allow GrainSA to inform producer members of the latest developments in the grain industry, production prospects and well-researched economic facts. It also affords producer members the opportunity to share their concerns



with the organisation. In a further effort to enable producers to make well-informed decisions about their farming activities, GrainSA also supplies them with market reports.

GrainSA is in a sector which has the potential to contribute to all the pillars of rural development. The development programme is one of the core business units of GrainSA that are well supported by other units within Grain SA. This assistance is in the form of personnel and financial management as well as the overall leadership and guidance of the programme.

## Products

The field crop planted over the largest area of farmland is maize, followed by wheat and, to a lesser extent, sugar cane and sunflower seed. The grain industry is one of the largest industries in South Africa and is a very strategic one.

According to the Economic Review of South African Agriculture, the gross income from field crops numbered R51 019 by the end of 2015.

## Grains

Maize is the largest locally produced field crop, and the most important source of carbohydrates in the Southern African Development Community (SADC) region for animal and human consumption.

South Africa is the main maize producer in the SADC, with production at 12 million tons (Mt) to 14 Mt a year over the past 10 years.

It is estimated that about 6 500 commercial maize producers are responsible for most of the South African crop, while thousands of small-scale producers are responsible for the rest. Maize is produced mainly in North West, the Free State and Mpumalanga. Some 7,3 Mt of maize were commercially produced in 2015/16 on 1,9 million ha of land.

Wheat is produced mainly in the winter rainfall areas of the Western Cape and the eastern parts of the Free State. In 2015, 1,4 Mt were produced on 478 300 ha of land.

Malting barley is produced mainly on the southern coastal plains of the Western Cape. The area of barley planted totalled 90 350 ha in 2015, and production totalled 302 000 t.

Sorghum is cultivated mostly in the drier parts of the summer rainfall areas such as Mpumalanga, the Free State, Limpopo and North West. Some 88 500 t was grown on 48 500 ha in 2015.

## Oilseeds

Groundnuts are grown mainly in the Free State, North West and Northern Cape. An area of

34 400 ha was planted in 2015/16, producing 35 745 t.

Sunflower seed is produced in the Free State, North West, the Mpumalanga Highveld and in Limpopo. South Africa is the world's 10th largest producer of sunflower seed. An area of 718 500 ha was planted in 2015/16, producing 742 750 t.

Soya beans are produced mainly in Mpumalanga, the Free State and KwaZulu-Natal. Small quantities are also produced in Limpopo, Gauteng and North West. For the 2015/16 production season, soya beans were planted on 502 800 ha, with production totalling 750 250 t.

Canola is an oilseed crop grown mainly in the Western Cape. Canola competes on the local market with other oilseeds such as sunflower seeds and soya beans. For the 2015 production season, the canola crop was estimated at 121 000 t on an area of 87 000 ha.

## Sugar

South Africa produces cost-competitive high-quality sugar. The sugar sector is a diverse industry, combining the agricultural activities of sugar-cane cultivation with the industrial factory production of raw and refined sugar, syrups and specialised sugars, as well as a range of by-products. The cane-growing sector comprises about 29 000 registered sugarcane growers farming predominantly in KwaZulu-Natal, with a substantial investment in Mpumalanga and the Eastern Cape.

Sugar is manufactured by six milling companies with 14 sugar mills operating in these cane-growing regions.

About 340 000 ha was planted and 245 000 ha was harvested. About two-thirds of South Africa's sugarcane is grown within 30 km of the coast and one-sixth in the high rainfall areas of KwaZulu-Natal. The remainder is grown in the northern irrigated areas that comprise Pongola and Mpumalanga lowveld. The industry produces an estimated average of 18,8 Mt of sugarcane (2,2 Mt of sugar) per season. About 60% of this sugar is marketed in the Southern African Customs Union (SACU).

Direct employment within the sugar industry is approximately 79 000 jobs, which represents a significant percentage of the total agricultural workforce in South Africa. Indirect employment is estimated at 350 000.

In addition, there are approximately 29 130 registered cane growers. Approximately one million people, more than 2% of South Africa's population depend on the sugar industry for a living.

## Deciduous fruit

The deciduous fruit industry in South Africa, including fresh, dried and canned fruit for local consumption and export, is a multimillion rand industry. It is based on scientific research and development, resulting in optimum harvests and quality, a large variety of cultivars, and finely controlled storage methods. Deciduous fruits grown in South Africa include apples, pears, apricots, nectarines, peaches, plums, grapes, olives, figs and cherries.

Deciduous fruit is grown mainly in the Western Cape and in the Langkloof Valley of the Eastern Cape. Smaller production areas are found along the Orange River and in the Free State, Mpumalanga and Gauteng.

In 2015/16, 80 469 ha of deciduous fruit was planted, in contrast with 79 803 ha in 2014/15 – an increase of 666 ha. Some 1,7 Mt of fruit were produced in 2015/16 with a gross value of R11 billion.

## Cotton

Cotton is cultivated in the Northern Cape, Limpopo, Mpumalanga, KwaZulu-Natal and North West. It constitutes 74% of natural fibre and 42% of all fibre processed in South Africa. It is grown under irrigation, as well as in dry-land conditions. Some 8 353 ha are dedicated to cotton production, with 70% under irrigation.

## Tobacco

Virginia tobacco is produced mainly in Mpumalanga, Limpopo, Eastern Cape, Western Cape and North West.

Flue-cured leaf tobacco contributes more than 79% to total production, with the number of ha cultivated for flue-cured tobacco being about six times the land cultivated for air-cured leaf tobacco. The industry produces 15 million kg tobacco a year.

There are 187 tobacco growers in South Africa operating on some 5 005 ha of land. Tobacco farmers employ about 8 000 – 10 000 farmworkers; in addition, more than 35 000 dependants are also able make a living in deep rural areas thanks to the tobacco industry.

More than 90% of tobacco used in South Africa goes toward the manufacturing high-quality tobacco products.

## Honeybush and rooibos tea

Honeybush production is a young, growing industry that is unique to South Africa. Honeybush is part of the fynbos that grows wild in the Cederberg area of the Western Cape and is not produced anywhere else in the world. The

plant grows naturally on the wetter and cooler southern slopes of mountains. Some species are mostly harvested in the wild, while others are cultivated commercially.

Some 230 ha of honeybush tea are under cultivation. It is harvested from the natural mountainous veld in the Langeberg and Swartberg in the Eastern and Western Cape and processed at farm-processing facilities.

The honeybush industry has the potential to grow from an annual average of 150 t of processed tea to 1 500 t by 2021 and to increase turnover from R10 million to R100 million. South Africa produces about 200 t of honeybush tea a year. Local and international demand exceeds supply.

Fewer than 10 farmers cultivate only 30% of honeybush tea and the rest (70%) is harvested in the wild.

Owing to the growing interest in the health properties of natural products and specifically, herbal teas, many biochemists round the world are investigating rooibos. The rooibos plant grows well in the Cederberg area, where temperatures drop to 0°C during the winter months and rise to 48°C at the height of summer. On average, South Africa produces about 15 000 t of rooibos tea a year. South Africans consume 4 500 to 5 000 t and the rest is exported.

Stress, ageing, cancer and obesity are some of the lifestyle challenges that featured prominently in the South African Rooibos Council's research budget of R2 million in 2012. In addition to these health-focused projects, researchers also received funding to explore the chemistry, composition and flavour profile of this unique African herbal tea, or to advance organic and environmentally friendly rooibos farming. Prominent, independent researchers at South African universities and science councils lead the research projects.

Since July 2014, South Africa has won the right to secure geographical indicator status for Rooibos tea. This enables Rooibos tea growers to look for new markets in Asia and increase those that already exist.

ARC Infruitec-Nietvoorbij is responsible for managing nine genebanks. The genebanks include field collections of various deciduous tree fruit crops, grapevines, olives, indigenous flowers of the Proteaceae and honeybush, in vitro collections of yeasts, fungi and bacteria as well as some tree fruit and berry crops in medium-term cold storage.

The main purpose of the field genebanks is to conserve genetic diversity of fruits, grapes and indigenous crops, particularly in support

of breeding programmes; the yeast collection contributes to oenological research; and the fungal and bacterial collections provide for research and diagnostics.

Your much-loved cup of rooibos or honeybush tea not only tastes great - new research presented at the CANSA Research in Action Conference shows that it may help to ward off cancer too.

Two distinctly South African teas have been fingered for their potential to treat two of the country's biggest cancer killers.

New research, presented recently at the CANSA's Research in Action Conference, showed that rooibos and honeybush both have anti-cancer properties that may be useful in the treatment of prostate and breast cancer.

These are the two most common cancers affecting South Africans. One in every 26 men will be affected by prostate cancer in their lifetime, while one in every 33 women will develop breast cancer, according to the latest data from the National Cancer Registry.

With its high levels of antioxidants, rooibos has long been known for its ability to help prevent cancer from developing, but this new research shows that it could potentially also be used to treat – but not cure – the disease.

In laboratory studies, Stellenbosch University (SU) biochemist Prof Amanda Swart found rooibos extract interferes with the male sex hormone dihydrotestosterone – which is one of the main drivers of prostate cancer. This action is similar to that of current drugs used in the treatment of prostate cancers.

Molecular testing showed that honeybush extract contained chemicals that can either block or increase oestrogen, which may drive the growth of some types of cancers.

Although still in the testing phases, honeybush-derived therapy may one day be used as a second-line drug against some of these cancers.

## Wine

South Africa is described as the most exciting New World wine-producing country, because of a combination of old vines, new regions and wine-making talent. Record harvests, a weaker rand and poor European crops benefit South African wine-makers.

Nietvoorbij, the internationally-acclaimed research farm of the ARC, is synonymous with quality research in enology and viticulture. Annually, 1 000 different wines (10 – 20l) are made for research purposes in the modern experimental cellar. Next door, in the old, thatched roof cellar, traditional and modern winemaking methods are

combined to create unique wines for enjoyment.

Some 1 156 million litres of wine were produced in 2015. There was a decrease of 25 million litres in the industry owing to the loss of ha as result of fires in the Western Cape.

## Citrus and subtropical fruit

South Africa ranks 13th in world citrus production and despite increased competition, its citrus exports are growing. The country is also the world's third largest exporter of fresh citrus fruit by volume, after Spain and Turkey.

Citrus production is largely limited to irrigation areas and occurs in Limpopo (23 970 ha), Eastern Cape (14 770 ha), Western Cape (9 232 ha), Mpumalanga (9 375 ha), KwaZulu-Natal (3 192 ha), and Northern Cape (1 451 ha). Pineapples are grown mainly in the Eastern Cape and northern KwaZulu-Natal.

Other subtropical crops such as avocados, mangoes, bananas, litchis, guavas, papayas, granadillas and macadamia and pecan nuts are produced mainly in Mpumalanga and Limpopo, as well as in the subtropical coastal areas of KwaZulu-Natal and the Eastern Cape.

Citrus exports to the EU rose from 615 000 t in 2014 to 681 000 t in 2015, despite South Africa again voluntarily suspending exports from citrus black spot areas.

The Citrus Emerging Excellence Programme was implemented during the year under review and a report has been compiled. The programme has been a learning curve for the farmers, Citrus Academy and DAFF. The programme managed to reach out to growers who were in need of training and it offered them an opportunity to understand the citrus export market and other elements in the value chain.

The South Africa Good Agriculture Practice (SA-GAP) Certification Programme for smallholder producers of fresh produce was also implemented. A total of 12 farms were certified.

Citrus production for 2015/16 was 2 470 659 t compared to 2 576 454 t in 2014/15. The production of citrus decreased by 105 795 t in 2015/16, while the gross value of citrus production for 2015 came to R12,6 billion.

## Vegetables

Potatoes are grown in 16 distinct potato production regions throughout the country.

About 34% of South Africa's potato crop is produced in the Free State, 20% in Limpopo and 15% in the Sandveld area of the Western Cape.

About 87% of the country's total potato crop is produced under irrigation. Of the total crop, 48% is delivered to fresh produce markets and 18% is

processed. Frozen French fries contributed 43% processed potato products.

In terms of gross income to the grower, potatoes are by far the most important vegetable crop, contributing about 39% to total income from vegetables.

Production of vegetables amounted to 5,2 Mt in 2015, an increase of 306 000 t. The gross value of production also increased to R18 063 million, representing an increase of R933 million.

Tomatoes are produced countrywide, but on the largest scale in Limpopo, the Mpumalanga Lowveld and Middleveld, the Pongola area of KwaZulu-Natal, the southern parts of the Eastern Cape and the Western Cape. In Limpopo, South Africa's main tomato-growing area, most of the crops are found in Letaba (3 260 ha), Mooketsi and Musina (860 ha). Limpopo's total annual production is about 230 000 t.

Onions are grown mainly in Mpumalanga, certain areas of the Western Cape and the southern Free State and in all areas of Limpopo with the main production areas being Polokwane and Mokopane. Onions have an estimated planting area of 6 500 ha to 9 000 ha and a retail value of R200 million a year.

Cabbages are grown countrywide, but the largest crops are in Mpumalanga and the Camperdown and Greytown districts of KwaZulu-Natal.

Dry beans are produced mainly in Mpumalanga, the Free State, Gauteng and North West. KwaZulu-Natal, Limpopo, the Western Cape and Northern Cape produce small quantities of this crop. Local demand is substantially higher than local production and, therefore, large quantities of dry beans are imported each year.

Production of vegetables amounted to 5,2 Mt in 2015, an increase of 306 000 t. The gross value of production also increased to R18 063 million, representing an increase of R933 million.

## Livestock

Animal production contributes approximately 48% to the country's agricultural output in terms of value. The industry employs about 500 000 people.

The ARC, in partnership with all the provinces, will roll out the implementation of the Livestock Development Programme. In this initiative, the ARC will introduce and expand on the dissemination of technologies, such as artificial insemination and embryo transfer.

The National Agriculture Marketing Council (NAMC) is also actively engaged in a programme to introduce farmers to the structure, operation and requirements of the formal red meat market.

This is the National Red Meat Development Programme. It works with emerging and communal farmers to increase the income earned from raising cattle through greater and more beneficial participation in formal red meat markets.

The National Livestock Development Strategy aims to enhance the sustainability of animal agriculture in South Africa across the entire production, processing and supply chain.

By mid-2016, a conservative estimate of the value of South Africa's livestock industry was around R50 billion. The FMD free status has enabled the country to negotiate market access for cloven-hoofed animal products. We are in the process of negotiating the export of game meat to the EU and beef to the Middle East.

In safeguarding the country's biosecurity, the ARC has developed a new vaccine against Heartwater that will be made available to farmers after evaluating for safety and registration by the authorities. The availability of a Heartwater vaccine will boost mohair production as Angora goats are the most susceptible to animal diseases.

Development of new vaccines will play a vital role in expanding the number of successful livestock farmers resulting in reduced losses and increase in revenue for the farmers

## Dairy farming

Milk production in South Africa contributes about 0,5% to the world's milk production. South Africa has four major dairy breeds, namely Holstein, Jersey, Guernsey and Ayrshire. The industry comprises various economic activities with, significant differences in farming methods and the processing of dairy products, including the production and marketing of raw milk, pasteurised milk and cream, fermented milk, long-life milk and cream, yoghurt, and cheese and its by-products.

The South African dairy industry is important to the job market, with some 2 700 milk producers employing 60 000 farmworkers and providing 40 000 people with indirect jobs within the value chain, such as milk processing.

## Beef cattle farming

Beef is produced throughout South Africa. The quantity of beef produced depends on infrastructure such as feedlots and abattoirs, and not necessarily on the number of cattle available in those areas. South Africa has a highly developed transport infrastructure that allows for movement of cattle from one area to another, even to and from neighbouring



countries, for example, Namibia. Commercial farmers own 59% of the 14 million head of cattle available in South Africa. There are 27 popular breeds in South Africa including the Brahman, indigenous Afrikaner and Nguni, Tuli, Boron, Bonsmara, Drakensberger, Simbra, Beefmaster, Angus and Braford.

### **Small stock (sheep and goat) farming**

South Africa has about 8 000 commercial sheep farms and about 5 800 communal farmers. Most of the estimated 24,4 million sheep in South Africa is found in the Eastern Cape, followed by the Northern Cape, Free State, Western Cape and Mpumalanga.

The sheep breed with the highest wool production per head is the South African Merino, followed by other dual-purpose Merino breeds, such as the Dohne Merino, South African Mutton Merino, Afrino and Letelle breeds. Dual-purpose breeds are bred with the specific aim of maximising wool and mutton produce.

Mutton sheep are found mostly in the semidesert areas of the Northern and Western Cape, with the most popular mutton breed being the locally developed Dorper. Limited numbers of indigenous fat-tailed and Karakul sheep are still found. Karakul sheep are found in the more arid areas.

The Eastern Cape has the largest number of goats (38%), followed by Limpopo (19%). The indigenous meat-producing Boer goat accounts for about 40% of all goats in South Africa. Almost all of South Africa's Angora goat (mohair) farmers are located in the Eastern Cape, where they farm with about one million goats.

The South African mohair clip of four million kilograms, accounts for 60% of the world's mohair production. About 63% of all goats in South Africa are so-called indigenous goats.

South Africa is also geared towards the conservation of indigenous Speckle goat and Namaqua Afrikaner Sheep breeds.

### **Pig and poultry farming**

The South African pork industry is relatively large, in terms of the overall South African agricultural sector. It contributes 1,9% to the primary agricultural sector. The gross value of pork production is dependent on the quantity produced and the price farmers received.

The trend in gross value follows a pattern of prices, because the industry is characterised by volatile prices.

Pork is produced throughout South Africa with Limpopo and North West being the largest producers, contributing to 44% of total production.

There are about 4 000 commercial, 19 stud and about 110 smallholder pig farmers; they own about 125 000 sows (100 000 commercial and 25 000, smallholder farmers); they employ about 10 000 workers, comprising about 4 000 farm workers and 6 000 workers in the processing and abattoir sectors.

The 46 registered pig abattoirs use modern technology to ensure a streamlined slaughtering process. The predominant pig breeds are the South African Land Race, the Large White, Duroc and the Pietrain.

The poultry industry (including meat and eggs) continues to dominate the agricultural sector in South Africa, and is the main supplier of protein in kilogramme terms to the South African consumer, as more poultry products are consumed per year than all other animal protein sources combined.

The poultry industry is an essential component of South Africa's food value chain. It is the single largest component of the agricultural sector in the country by turnover.

Although poultry producers remain the largest segment of South African agriculture, they have been facing challenges regarding input prices, which put profit margins in broiler production under pressure.

The volatility in price and profitability is inherent to the broiler industry, because biological factors, such as poultry diseases and prolonged turnaround times in the production chain, combined with hikes in feed costs, electricity and fuel have a direct impact on production costs.

Chicken imports contributed 91% to total poultry imports, turkey imports amounted to 8% and ducks, geese or guineafowl totalled 0,1%.

The per capita consumption of poultry meat was 38,3 kg a year, compared to 39,93 kg in 2012.

The gross value of primary agricultural production from poultry meat, inclusive of all types of poultry, for the period 2012 was R29,845 billion, reflecting an annual increase of 16,8%.

Along with being the primary source of protein, the poultry industry remains an important contributor to job creation and employment opportunities. Some 10% of all agricultural sector workers are employed in the poultry sector.

Considering the dominance of the poultry industry in South Africa, it also has the largest influence on the feed industry as its main customer. The South African Poultry Association estimates that a total of 107 857 people (48 118 direct and 59 739 indirect) are employed in the broiler, hatchery, rearing, processing and distribution industries.

At a gross turnover of R8,6 billion at producer level, eggs take their place as the fourth largest animal product sector in agriculture in South Africa.

Considerable scope exists for increased per capita consumption, particularly taking into account the price competitiveness of eggs as a protein source, compared to other animal proteins.

The industry remains an important employer with an estimated 8 000 workers.

Regarding the African Growth and Opportunity Act trade, although the deadline of 31 December 2015 passed without agreement, an agreement was reached on 6 January 2016 on the relevant three meats, namely beef, pork and poultry. The proclamation made by the USA not to suspend agricultural imports was extended to 15 March 2016. However, the agreement was eventually signed by the USA and is currently in force.

The DAFF has already issued permits for the first 16 250 t of poultry meat to 29 importers, of which nine are HDIs. Under AGOA, the agricultural sector has advantages for the exports of citrus, macadamia nuts, wine and other food products.

However, implications of the concessions are that the EU and other partners may require equal treatment, which will require readjustment of the current agreements with trading partners. Concerning SPS-issues, a protocol for highly pathogenic avian influenza was signed between the two countries in November 2015.

### Hunting and wildlife sector

South Africa has a proud tradition of consumptive hunting that has made a major positive impact on conservation and sound game management practices. Consumptive use includes venison production (game meat and biltong), and trophy and recreational hunting; while non-consumptive use includes ecotourism activities and accommodation.

Hunters are the backbone of the private wildlife industry and the main source of income for the 11 500 private game farms of which many are located on marginal agricultural land in South Africa. South Africa is a popular destination for trophy hunters and receives approximately 9 000 international hunters a year whose combined expenditure on hunting and related industries contribute R1,24 billion to the economy.

The five most popular hunting provinces in South Africa are Limpopo, Northern Cape, Eastern Cape, North West and Free State. The top five game species among international trophy hunters are, among others, springbok,

impala, kudu, blesbok and black wildebeest. This is very similar to the five most popular species among biltong/consumptive hunters: springbok, impala, blesbok, warthog and kudu. It is kudu in particular, that is a popular and profitable species for game farmers.

The hunting sector in South Africa is represented by various voluntary associations and organisations that serve the interest of both consumptive and professional hunters. The SA Hunters and Game Conservation Association (SAHGCA) with over 38 000 members is the biggest single representative body for hunters in South Africa.

SAHGCA and other hunting associations in South Africa have taken the lead in wildlife conservation by advocating and practising responsible, sustainable hunting as the most effective wildlife management mechanisms that support the game ranching sector in the country.

## Programmes and projects

### Regulatory services

The department's regulatory activities include: the inspection of plants, animals and their products to prevent the introduction and distribution of quarantine pests and diseases; to also ensure that exported animals/plants and their products are free from quarantine pests and diseases.

South Africa is an active member of the World Organization for Animal Health. Disease reports are received from the Organisation for Animal Health and through direct contact with veterinary administrations in exporting countries.

Trade in animals and animal products are regulated to prevent the entry of diseases.

The department also ensure compliance with agricultural legislation by conducting inspections at designated ports of entry. Preborder inspections are aimed at exports for compliance with international requirements among trading partners. Post-border inspections are intended for those regulated articles that were given extended detentions at borders or escaped the border control inspections.

Plants and plant products are inspected for compliance with plant health, genetic resources and food and quality-assurance legislation. The department conducts surveillance for regulated pests and/or national pests of concern throughout the country.

The Pest Risk Analysis Division conducts scientific analysis of risks posed based on scientific data. Risks associated with the importation of plant propagation material are managed by prescribing a compulsory predetermined quarantine detention period for

specific high-risk categories.

To prevent the introduction of harmful exotic plant pests, all imported plant material is tested and audited. The department renders diagnostic services to ensure that all imported and exported products comply with international standards.

Closely linked to early detection is the implementation of proper pest-awareness programmes to keep the agricultural sector and the general public informed.

Through its Import/Export Protocols Division, the department ensures and maintains market access for South African plants and plant products. This includes exchanging plant health information and expertise in terms of bilateral engagements, and maintaining bilateral export/import programmes.

Despite having maintained the country's lucrative fruit export markets, production and exports are still under threat. Accordingly, imports of host fruit from countries where pests have been established must be appropriately managed. This emphasises the importance of border control and risk management responsibilities.

### Food import and export standards

Internationally, standards for food imports and exports are harmonised through various international standard-setting bodies subscribed to under the World Trade Organisation (WTO) and to which South Africa is a signatory, including the Sanitary and Phytosanitary Measurements Agreement, World Organisation for Animal Health, Codex Alimentarius Commission and the Intergovernmental Panel on Climate Change. These requirements aim to protect consumer rights, the environment, animal life and public health.

Through its Directorate: Food Import and Export Standards, the department collates information regarding the standards for sanitary and phytosanitary measures applicable to trade in animal and plant products. The DAFF also coordinates promotion and awareness programmes addressing cross-cutting standards and legislative requirements for food safety, quality, and plant and animal health.

The department and the Perishable Products Export Control Board (PPECB) work closely to assist South Africans – within the ambit of the law – to export their products successfully in a highly competitive global arena.

### National analytical services

The DAFF has laboratories in Pretoria and Stellenbosch that conduct analytical services.

They support the units within the department responsible for formulating and updating regulations regarding agricultural foods of plant origin and liquor products.

### Disaster and risk management

The National Agricultural Disaster Risk Management Committee provides strategic guidance on policy and advises the Ministry of Agriculture, Forestry and Fisheries on issues relating to agricultural disaster risk management. The committee comprises members from provincial departments of agriculture, organised agriculture such as Nafu, Agri SA, TAU SA and ARC and relevant directorates within the department.

The established National Drought Task Team, chaired by the DAFF, advises the National Disaster Management Advisory Forum on drought management. The task team comprises provincial disaster management centres, organised agriculture such as Nafu, Agri SA, TAU SA and ARC, and relevant directorates within the department. The department frequently responds to hazards such as droughts, veld fires, floods and outbreaks of pests and disease, which includes the control of migratory pests such as locusts and quelea. It is also responsible for the control of the blackfly pest.

### Weather and climate Climate change

The agricultural sector in South Africa faces considerable impact from climate change, which affects the livelihoods of most people, especially those who are vulnerable to food insecurity.

South Africa responds to international obligations regarding climate mainly through the DEA, but the DAFF, as well as other departments such as those of mineral resources, energy, science and technology, and water affairs are also involved. The Climate Change Programme implemented by the DAFF includes programmes on raising awareness, policy development, the development of sector mitigation and adaptation plans, conducting vulnerability assessments countrywide, and identifying and coordinating climate-related research projects.

South Africa is a full member of the Global Research Alliance which, among other objectives, aims to enhance collaborative research into reducing agricultural emissions and increasing support and resourcing for agricultural emissions research.

### Early warning unit

The increasing risk of disaster is reduced by strengthening early warning systems and

disseminating early warnings, as well as raising awareness through campaigns. This helps to build resilient farming communities.

The DAFF has, therefore, developed and implemented an Early Warning System (EWS) that disseminates extreme weather warnings to farming communities. The EWS communicates monthly advisories and daily extreme weather warnings, in support of reducing disaster risk.

The implementation of the EWS is continuously monitored and evaluated to identify and address gaps in the system. National Agro-meteorological Committee meetings are held quarterly.

## Drought

The drought in 2015/16 has had a devastating effect on the agricultural, forestry and fisheries sectors, as well as the agricultural value chain.

Six provinces (KwaZulu-Natal, Free State, Mpumalanga, Limpopo, North West and Northern Cape) were declared disaster areas, while the Western Cape and Eastern Cape have only declared certain district municipalities as disaster areas.

The DAFF has also implemented relief and risk reduction measures in line with the Disaster Management Act, 2002 (Act 57 of 2002). The department, collaborating with provincial departments of agriculture allocated an amount of R381 million towards drought relief following the reprioritisation of the CASP and Ilima/Letsema programmes, focusing on the provision of animal feed and the drilling and equipping of boreholes for smallholder and subsistence producers.

The provincial equitable share funds to a total of R124 million was allocated to assist with the relief of smallholder producers with animal feed and water reticulation for livestock consumption.

The government's response to the drought amounted to more than R1 billion. Included in this amount was the allocation of R528 million to smallholder producers and at least R130 million to support indebted commercial farmers by the Industrial Development Corporation (IDC) and Land Bank. The IDC had also committed R500 million in soft loans to producers.

The drought has reduced the domestic production in South Africa and the SADC region. Staple foods like maize and beans were hit the hardest by the severe drought conditions. Significant quantities of maize will have to be imported in 2016.

South Africa is expected to import 3,8 Mt of maize into the country, while about 189 707 livestock farmers are affected, including approxi-

mately 3,6 million livestock units.

To mitigate the impact of the drought, just under R1 billion has been set aside to procure feed for livestock, establish fodder banks and drill boreholes. Production packages will also be provided for the grain planting season.

## Sustainable resource management and use

The DAFF and the ARC's Institute for Soil, Climate and Water have developed an inventory of soils, terrain forms and climate (land types). The National Land Type Survey, available for use at a 1:250 000 scale, aims to assist and guide land-use planning and decision making at national level.

All available natural-resource spatial information and other required data sets, including the latest Spot 5 satellite imagery and agricultural information, are found on the internet-based Agricultural Geo-Referenced Information System (Agis). Using interactive web-based applications, Agis provides access to spatial information, industry-specific information and decision-support tools.

The Advanced Fire Information System (Afis) tracks all fire outbreaks in the SADC region through the use of Moderate-Resolution Imaging Spectroradiometer satellite imagery. The information may be viewed at [afis.meraka.org.za](http://afis.meraka.org.za).

## Soil degradation

Soil degradation is largely related to the decline in organic soil matter. Monoculture cereal production, intensive tillage, short-term fallow periods and limited crop rotation have contributed to this in the commercial sector.

Excessive fuel-wood collection, inappropriate land use, population density and overgrazing are the main causes of soil degradation in communal areas. In addition, it is estimated that about 60% of the cropland area is moderately to severely acidic, and probably at least 15% is affected by subsoil acidity.

It is calculated that 1,5 million ha (around 1% of the land surface) have a high to extremely high erosion risk. More than 11 million ha (9%) are classified as having a moderate erosion risk, and 17% as very low to very low risk.

It is estimated that 25% of South Africa is covered by soils that are also potentially highly susceptible to wind erosion. These include the sandy soils in the western half of the "maize quadrangle" in the North West and the north-western Free State – the areas that produce 75% of the country's maize.

South African soils are also extremely prone to serious soil compaction, particularly under



intensive mechanised cultivated agriculture, in both dry land and irrigated land. It is a problem throughout the country and much more widespread and serious than the global norm.

Large areas of South Africa are covered with soils prone to serious crusting (surface sealing). The extent resulting and awareness of it have increased sharply over the last two decades.

Human-induced soil acidification is a major problem. Its effect is severe since it impacts on the country's scarce, arable land, especially the limited high-potential agricultural land. Soil-fertility degradation is a concern.

In commercial agriculture, there has been nutrient capital-building of some nutrients, especially phosphorus and zinc. In some cases, phosphorus has built up to excessive levels, where it starts to reduce crop yields.

### Genetically modified organisms

Genetic modification (GM) provides a way to meet the growing demand for food without placing greater pressure on scarce resources.

South Africa has commercialised three different GM crops, namely maize, cotton and soya beans. The latest approval of GM crops for commercial use was in 2012, for GM maize that is resistant to certain insect species and herbicide-tolerant. In 2012, the area under GM crop production was estimated to be 2,9 million ha. Of the total (2,73 million ha) maize produced, 86% (2,428 million ha) is estimated to be genetically modified. The adoption rate for herbicide-tolerant soya bean is 90%, and for cotton, 100%.

South Africa is the ninth largest producer of genetically modified crops in the world and remains the pioneer for the adoption of genetically modified crops. This is aligned to Section 24 of the Constitution, which advocates for sustainable use of biodiversity

### LandCare Programme

The National LandCare Programme is a government-supported community-based initiative, which is active throughout the country. Driven by both the public and private sectors through partnerships and cooperation, it seeks to:

- conserve natural resources
- use them in a sustainable way
- create a conservation ethic through education and awareness
- create jobs and address poverty by launching various natural resource rehabilitation, improvement and conservation projects.

Serious concerns about land and water degradation are identified in each province and specific

projects address these issues. Projects have been implemented in all nine provinces through the LandCare Conditional Grant, whereby ring-fenced funding is transferred to provinces, in terms of the Yearly Division of Revenue.

Four subprogrammes, namely WaterCare, VeldCare, SoilCare and JuniorCare, are all part of the LandCare Programme.

The LandCare Programme is aligned with government's broader objective of job creation. The temporary jobs created under the programme are funded through the EPWP and the LandCare Programme adheres to the target of 55% women, 40% youth and 2% people with disabilities as specified by the EPWP.

Funding for these projects is transferred quarterly to the respective provincial departments as implementing agents, as conditional grants under the Division of Revenue Act (DORA). Assessment and reporting requirements are specified in DORA, as well as by the EPWP. The provincial departments use the reporting tools provided by the EPWP to report on the number of jobs created.

Additional monthly, quarterly and annual reports are forwarded by the provincial departments to DAFF to monitor performance and the impact of the programme on the state of the natural agricultural resources.

### WaterCare

WaterCare promotes the development of techniques for water-resource management and encourages opportunities for training in this field.

The rehabilitation of irrigation schemes increases water supply and household food security. Irrigated agriculture is by far the biggest single user of run-off water in South Africa and has substantial potential to make a significant socio-economic and social impact on rural society. It contributes more than 30% of the gross value of the country's crop production.

The DAFF has embarked on a process to rehabilitate irrigation schemes that have the potential to increase food production, eradicate poverty, create jobs and contribute to economic growth.

About 90% of the country's fruit, vegetables and wine are produced under irrigation.

### VeldCare

This programme promotes best grazing systems and erosion-prevention practices to improve production.

It develops and maintains agricultural activities in accordance with the principles of ecologically sustainable development.

Economic and social development opportunities are realised by improving grazing areas and maintaining viable grazing areas throughout rural communities.

### SoilCare

The Conservation Agriculture (CA) approach has encouraged the proactive and sustainable use of agricultural natural resources. CA aims to ensure the effective and sustainable use and management of natural resources through minimum disturbance of the soil.

CA integrates the management of soil, water and biological resources, to maintain and enhance land productivity and reduce the level of risk.

It further aims to protect the potential of natural resources, prevent soil and water degradation and ensure economic viability with a reduction in vulnerability to the effects of climate change.

The result of these practices will ensure continued household and national food security through crop production, while conserving the environment. CA is characterised by three principles:

- minimum mechanical soil disturbance (minimum tillage)
- permanent organic soil cover, particularly through available crop *residue*
- diversified crop-rotation practices.

### Junior LandCare

The objectives of Junior LandCare are to empower previously disadvantaged youth by providing training in facilitation and leadership skills.

This includes promoting food security at home and in schools, enhancing awareness of sustainable agriculture and stimulating the formation of youth clubs and projects that promote other components of LandCare.

Junior LandCare addresses the needs of young people in an integrated way and involves interdisciplinary approaches. This is done for youth both in and out of school.

### Smallholder development

In support of food security, the DAFF has persistently strengthened its support for smallholder producers and continues to do so with the involvement of both internal and external partners.

Support to smallholder producers is being synchronised through the department's co-ordinated Programme Management Unit, which comprises all DAFF technical support units.

The Programme Management Unit has been

established to reinforce smallholder support activities of the already existing Smallholder Development Working Group, which is constituted by other national government departments, the ARC and the provincial departments of agriculture. Smallholder access to markets is pursued and engagements with institutions such as the World Food Programme and the Food and Agriculture Organisation for such market opportunities are at an advanced stage.

A web-based platform of the supported smallholder producers is being developed to ensure proper data and updates on all smallholder activities. The implementation of the approved Strategic Plan for Smallholder Support is on track with support funding received from the Department of Trade and Industry's Employment Creation Fund.

Small-scale sugar cane farmers in the Nkomazi area of Mpumalanga are to benefit significantly from government's Jobs Fund and are expected to double their production and create 1 544 new and sustainable jobs.

The farms should, over a five-year period, increase production from 450 000 t of cane to 850 000 t per year.

The fund is targeted at established companies with a good track record and which plan to expand existing programmes or pilot innovative approaches to employment creation, with a special focus on opportunities for young people.

Akwandze Agricultural Finance Ltd, through funding provided by the Jobs Fund, is addressing this need by ensuring these farmers can get adequate, cost-effective and appropriate financing with favourable terms.

Akwandze is also providing a package of associated farmer support initiatives such as on-site service back-up, training and capacity building.

According to the South Africa Sugar Association, the number of small-scale sugar growers has declined by 33% – from 50 000 in 2005 to around 33 700 in 2011. The productivity of small-scale farmers has also been declining. The tonnage in sugar produced by small-scale farmers has dropped from 850 000 at its peak to 450 000 t per year.

Akwandze is also supporting a cooperative of 216 small-scale farmers called Siboshwa to expand their growing area of 83 ha by 20 ha, developing their irrigation infrastructure and ensuring everything is in place to maintain it according to manufacturer specifications. This should allow them to produce another 2 000 t of cane.

Akwandze has matched a grant of R50 million from the Jobs Fund with a further R70 million and will recapitalise irrigation infrastructure for 1 281 small-scale growers, which will help to rehabilitate 10 000 ha of sugar cane land.

Akwandze will also extend its lending capacity to the growers for replanting, fertiliser, weeding and irrigation costs. The result should be to double the total annual tonnage of sugar cane produced by small-scale growers in Nkomazi.

It is anticipated that the Akwandze Project will create 1 544 new full-time jobs and increase turnover for these small-scale growers.

The agricultural, forestry and fisheries sectors have the best multiplier effect for every Rand invested in terms of employment, exports, fiscal revenue and economic output.

With all conditions favourable, the agriculture and agro-processing value chain has the potential to increase the number of smallholders from 171 670 in 2013 to 471 670 in 2019; increase the value added of the sectors from R42,5 billion in 2012 to R48,9 billion in 2019 (or 2% real growth per year); real increase in the value of net exports from an annual average of R5,1 billion in 2012 to R5,8 billion in 2019 (or 2% real growth per year); decrease in the value of diesel, fertiliser and machinery imports from an annual average of R9,6 billion in 2012 to R7,4 billion in 2019 (or 3% real decline per year) and increase the number of jobs in the sector from 660 000 in 2012 to a potential one million jobs by 2030.

The intensification of the RAAVC will focus on the following five crucial areas, namely the implementation of the Agri-parks — expanding infrastructure support to 44 Agri-hubs and 88 farmer production support units; implementing APAP with special focus on the production of high value crops where R3,2 billion will be spent on projects and 11 082 jobs created; collaborating with private sector partners to leverage new investments; increasing market access for smallholders through the implementation of programmes such as SA-GAP and increasing intra-African trade and other global trade opportunities and continued implementation of the Aquaculture Lab in order to strive towards achieving total production of 8 100 t, 3 200 jobs and an additional R500 million investment.

Public entities, the ARC and the NAMC in particular, have been actively involved in the development of APAP/RAAVC over the past two financial years. The research and databases from the ARC's Soil Testing Laboratories was used in its spatial analysis and maps to determine which commodities can be produced in which places.

These maps have been overlaid with the mapping by the Department of Rural Development and Land Reform following their land audit.

The NAMC also supported APAP/RAAVC with economic analysis and their expertise in value chain mapping. The NAMC is also the coordinator for Strategic Infrastructure Project 11, which pertains to agro-logistics and rural infrastructure.

The PPECB has committed to expand the number of smallholder farmers with South African Good Agricultural Practice (SA-GAP) certification. We are also working with the OBP to secure adequate funding to ramp up vaccine production.

### Extension and advisory services

The National Policy on Extension and Advisory Services for the agricultural, forestry and fisheries sectors recognises and calls for the involvement of a wide array of stakeholders involved in the delivery of extension and advisory services through a pluralistic and integrated approach.

Such an approach is expected to ensure that extension and advisory services benefit from the distributed technical expertise, financial capital and other resources located across the stakeholder base. The DAFF targets to deploy 20 extension practitioners to commodity organisations per financial year.

The intention is to deploy 100 extension practitioners by 2019/20, to ensure that extension practitioners acquire skills and gain experience of a specific commodity value chain. The Western Cape and KwaZulu-Natal PDAs have already deployed extension practitioners to commodity organisations.

### Training

The agricultural sector boasts state-of-the-art training and research facilities.

At grassroots level, South Africa has a number of regular schools offering a range of agricultural subjects and specialised agricultural high schools such as Bekker High School in North West, Harry Oppenheimer Agricultural High School in Limpopo and Boland Agricultural High School in the Western Cape.

The Agricultural Research Council hosted the 3rd Global Conference on Agricultural Research for Development in April 2016.

The conference identified international research and innovation priorities as well as needs in national innovation systems so as to achieve future development goals, in particular for family farmers and poor communities.

Prospective farmers and technicians are trained at the country's colleges of agriculture such as Grootfontein Agricultural Development Institute in the Eastern Cape, Cedara College of Agriculture in KwaZulu-Natal and Madzivhandila College of Agriculture in Limpopo.

Universities (including those with and without designated faculties of agriculture) offer advanced degree courses and Bachelor of Technology degrees. Veterinary surgeons are trained at the University of Pretoria's Faculty of Veterinary Sciences at Onderstepoort.

This training potential is coupled with productive and robust research capacity in terms of scientists and researchers based at various organisations who are world leaders in their respective fields of agricultural research.

The ARC, several universities and various private-sector organisations, as well as some provincial departments of agriculture, which are responsible for technological development and transfer aimed at improving managerial efficiency on farms, conduct agricultural research.

### Research and innovation

The ARC, several universities and various private-sector organisations, as well as some provincial departments of agriculture, which are responsible for technological development and transfer aimed at improving managerial efficiency on farms, conduct agricultural research.

Through the Agricultural Science, Technology and Innovation Activities Coordination Committee, the department engages the Department of Science and Technology on joint issues of national importance within the National System of Innovation.

The research unit is also involved in the development and implementation of national research policies and strategies, such as the National Agricultural Research and Development Strategy. This encompasses the national priority-setting process, developing guidelines, administering a national research and technology fund and overall monitoring and evaluation.

The National Agricultural Research Forum (NARF) provides a platform for stakeholder consultations on research and development while the Government Agricultural Research and Development Action Group provide a platform for government and state-owned entities to plan research and technology development within the national agricultural research system.

The NARF facilitates consensus and makes recommendations to government on the coordination of research, development and transfer of technology to enhance national economic

growth, social welfare and environmental sustainability.

### Policy

The Directorate: Policy Research Support in the DAFF coordinates all agricultural research and development activities. The mandate of the Policy Research Support on policies extends beyond policies and strategies in research but covers the entire sector related policies.

The Policy Research Support Unit is responsible for ensuring that available sector policies are aligned to government protocols, which is conducted by subjecting available policies to the objectives of the main government policies, such as the NDP, to ensure that sector policies address government priorities.

The unit is also responsible for conducting the review of sector policies for alignment with the NDP.

### Animal identification

Under the Animal Identification Act, 2002 (Act 6 of 2002) the Minister declares animals for compulsory identification. The national register is available to the SAPS through the State Information Technology Agency to help it trace individual animals to their owners.

However, this can only be implemented successfully if all cattle, goats, pigs and sheep are marked in accordance with the Act.

### Regulation services

#### Pest control

The South African Pest Control Association (SAPCA) is the official representative of the pest, termite and woodborer-control industries. All SAPCA-qualified inspectors have to register with the DAFF.

South Africa regularly liaises with other countries and international organisations to ensure the transfer of pest-control technology.

To respond comprehensively to the management of regulated plant pests and diseases, the department, in close collaboration with the South African fruit industries, has developed an early warning surveillance programme for the quarantine of fruit flies. The technical forum continues to identify, prioritise and manage quarantine pest risks such as the African invader fruit fly.

In the global trade of food and food products, veterinary public health and food safety aspects in relation to animal products received increasing attention.



## Food security

To address the challenges of poverty, unemployment and inadequate access to food, the department has prioritised food security and agrarian transformation.

The objective of the National Policy on Food and Nutrition Security is to ensure the availability, accessibility and affordability of safe and nutritious food at national and household levels.

The department also worked with the private sector to develop the APAP, which will bring one million ha of underused land into full production over the next three years.

Through APAP/RAAVC, the department aims to bring more smallholders into the mainstream as envisaged in the NDP. However, the effective participation of the previously excluded black majority in agriculture and food production will only occur meaningfully, when they have access to land and the means to work it.

An inclusive and scientific process will be used to assess the situation in terms of land capability for different commodities and in different localities, so as to inform land acquisition and allocation for different categories of producers across the country.

Although the country can maintain the ability under normal weather conditions to meet national food requirements, more than 14 million citizens have insufficient access to food, are vulnerable to hunger and are food insecure. In order to reduce hunger and ensure that good nutrition is attained, the DAFF will focus on the promotion and empowerment of smallholder producers.

These producers are supported in various ways, among others, by providing production inputs, training and advisory services, as well as access to finance and credit through MAFISA, CASP and Ilima/Letsema. These interventions have increased their competitive edge towards becoming sustainable producers to provide products to markets. Through the Fetsa Tlala initiative, the department's strategic objective is to use one million ha of land in rural areas for the production of crops.

To ensure mechanisation support to smallholder producers, the National Mechanisation Policy creates a favourable regulatory environment in which government will continue to make agricultural machinery such as tractors available to smallholder producers to ensure the optimal production of food.

An innovation, which we are proud of and that will boost production and trade, is the drought tolerant maize cultivar which was launched by the ARC in 2014. Results indicate that farmers who

planted the new maize cultivar experienced on average 50% increased yields when compared to conventional varieties available on the market. We now have to ensure that sufficient seed is available for farmers.

The final small-scale fisheries regulations were gazetted on 8 March 2016, along with the Marine Living Resources Amendment Act signed by the President. These now provide the legal mechanism for the implementation of the small-scale fisheries policy. These reforms give legal recognition to small-scale fishers and will promote the transformation of the subsector to assist fishing communities living along the coastal areas in creating sustainable livelihoods, generating income and creating jobs.

Aquaculture has been given a boost through its inclusion in the Oceans Economy Operation Phakisa. Through Operation Phakisa and the detailed plans on the development of 24 marine and inland aquaculture projects, which are being implemented, we expect to increase production from the current 4 000 t to 20 000 t per year, increase the current value of the subsector from R400 million to R6 billion per year and create up to 210 000 sector jobs by 2030.

## Fetsa Tlala Food Production Initiative

The Fetsa Tlala Food Production Initiative that was launched in 2013 mobilised smallholder producers to increase production and to access export market opportunities through, for example, the World Food Programme.

Initially, the initiative sought to put one million ha of underutilised agricultural land in communal areas and land reform farms back in production.

However, provinces achieved a mere 52 015 ha (43%) of the targeted 120 000 ha under Fetsa Tlala for 2015/16 due to the drought. The department will accelerate support programmes and continue to forge partnerships with the private sector and other relevant stakeholders to claw back on the upward trajectory for Fetsa Tlala for the coming production seasons.

For example, 150 000 ha of land are targeted for production through CASP and Ilima/Letsema in 2016/17 and R880 million is set aside for this purpose. Collaboration with the private sector partners like Massmart, Tiger Brands Pioneer Foods and Motsepe Foundation and InBev to advance the Fetsa Tlala and the One Family One Hectare has been initiated. This also includes leveraging the current government funding to secure participation and investment.

To contribute positively towards the food security status of the country, the department supported 7 111 smallholder producers in various

ways, among others, the provision of technical, training and advisory services.

A total of R2,8 billion has also been allocated over the MTEF to Fetsa Tlala. The Department of Water and Sanitation has further reprioritised R502 million to deliver water, protect springs and refurbish boreholes.

The Agri-parks programme, which is aimed at increasing the participation of smallholder producers in the agricultural value chain, has been extended to 44 districts and a total of 17 projects associated with the programme are at various stages of construction.

During 2015, the department also supported 16 447 smallholder producers against an annual target of 16 000; 78 077 ha were reported to have been cultivated against an annual target of 120 000 ha and 25 207,29 ha for agricultural land and 302,65 ha of woodlands and indigenous forest were rehabilitated. A total of 2 279,79 ha of forests in KwaZulu-Natal, Eastern Cape and Limpopo were planted.

This initiative created 12 537 jobs and going forward the support to producers will be expanded through the establishment of 88 producer production support units and bringing new areas into production with commodities aligned to APAP, as well as annually putting 150 000 ha of land into productive use.

In addition, 25 000 producers will be supported focusing on commodities such as grain, fruit, vegetables and red meat. The Agri-parks programme aims to generate 100 000 jobs over the next three years.

Work on a government-led food procurement model, linked to the smallholder producers, is currently under way. This is one of the interventions by government to sustain the economic viability of this vulnerable agricultural sector.

Through this initiative, government will reprioritise its procurement on food to create markets for subsistence and smallholder producers in rural, urban and peri-urban areas.

Sector interventions to assist smallholder producers with technical, infrastructure and financial support will continue to be rolled out. These include the CASP and the Ilima/Letsema and LandCare programmes

## Regional and international cooperation and trade

### Regional cooperation

South Africa has strong and mutually dependent economic links with countries in the southern African region through the SADC and the SACU.

As contribution to the African regional

development, the DAFF continues to implement South Africa's foreign policy objectives, through the facilitation of SADC and AU engagements and implementation of the South-South Cooperation.

Agreement with emphasis on BRICS (Brazil, Russia, India, China and South Africa). The International Relations Strategy is an instrument put into place to interact with various sector stakeholders at regional and international level in support of producers to access international markets.

### Regional trade

South Africa, as a member of SACU and a signatory of the SADC Treaty, is committed to sharing its objectives with other nations in the region. SACU opened its markets to the countries of the SADC region by implementing its tariff reduction commitments under the SADC Trade Protocol.

The signatories to the SADC Trade Protocol are: Botswana, Lesotho, Madagascar, Malawi, Mauritius, Mozambique, Namibia, the Seychelles, Swaziland, Tanzania, Zambia and Zimbabwe. Angola and the Democratic Republic of the Congo are still in the process of acceding to the protocol.

The first objective of the trade protocol is to remove both tariff and non-tariff barriers to trade between SADC countries.

The SADC has set up an electronic reporting system for non-tariff barriers, in which the DAFF is involved as a contact point to receive traders' complaints.

South Africa, as part of the SACU and SADC, is in the process with negotiating with the Common Market for Southern and Eastern Africa and the East African Community for the Tripartite Free Trade Area Agreement.

### Forestry

The DAFF is the custodian of South Africa's forest resources, which cover over 40 million ha (about 36.7%) of the country's land surface area.

Although forestry contributes a modest 0,7% to the GDP, it supports manufacturing sub-sectors such as sawmilling and paper and pulp production, as well as mining and construction.

It is estimated that in 2011 there were about 63 000 jobs in commercial forestry itself and another 52 000 in direct processing jobs. Of the total land area of 122,3 million ha in South Africa, only 1% or 1,273 million ha is used for forestry.

In 2012, plantation area as a percentage of land area by province totaled 40,9% in Mpumalanga, 39,6% in KwaZulu-Natal, 11,2% in the

Eastern Cape, 4,4% in the Western Cape and 3,8% in Limpopo. The production of round wood in the same year came to 18,776 million cubic metres, while the value of sales amounted to R20.7 billion.

An analysis of the trends of commercial forestry ha planted by tree type and primary use indicates that, firstly, there has been a marked decline in both softwood and hardwood plantation ha planted since the mid-1990s and secondly, there has been a marked increase in ha for pulpwood purposes as compared to the ha for saw logs and mining timber.

Underlying these trends are various factors, but in particular the tighter regulatory framework governing water usage – forestry is regarded as a water diversion land use, therefore, permits are required to expand the area under plantations.

Other factors include the privatisation of much of what had been state forests, which has resulted in private sector lessees favouring shorter-term returns via pulpwood use over longer-term returns from saw logs, as well as the State's poor upkeep of Category B and C plantations, which has reduced their productivity.

While there is still a net surplus of sector exports over imports, the margin has narrowed by 32% since 1992 and the sector predicts that South Africa will soon become a net importer, especially of saw logs. These in turn will likely result in a significant increase in costs in the construction industry, with further implications for the property market and human settlement.

One sub-sector that has already been affected by the decline in timber supply is sawmilling, with the number of sawmills increasing from 96 to 115 between 1996 and 2004, but then declining to 90 by 2010.

While it is clear that the private sector does have good management capacity and has also ushered in efficiencies across the value chain, the State must still play a significant role to ensure adequate levels of investment, especially for longer-rotation timber/saw log plantations.

The forest products industry ranks amongst the top exporting industries in the country. Paper and paper board, wood pulp, wood and articles of wood and charcoal were the leading export products and constituted 94% of total forestry products. Total investment in forestry amounts to R25,6 billion.

Mpumalanga has the highest investment in plantations of 42% or R10,7 billion, followed by KwaZulu-Natal with R8,9 billion (35%), the Eastern Cape at R3,2 billion (12,8%), the Western Cape amounting to R1,5 billion (6%) and Limpopo at R1,1 billion (4,2%).

## Legislation

The National Forests Act, 1998 (Act 84 of 1998), and the Forestry Laws Amendment Act, 2005 (Act 35 of 2005), reflect the vision for the future of forestry in South Africa. They emphasise sustainable forest management, and explain how people and communities can use forests without destroying them. The Acts set out rules for protecting indigenous forests, and ensure that the public has reasonable access to state-forest land for recreational, cultural, spiritual and educational purposes.

South Africa is richly endowed with more than 1 700 tree and shrub species. Some are threatened, and 47 species are protected under the Act.

Protected trees may not be cut down; damaged, destroyed or possessed; collected; removed; transported; exported; purchased; sold; donated or in any other way acquired or disposed of except under a licence granted by the Minister or in terms of an exemption. In terms of the National Forests Act of 1998, all natural forests are protected. In 2014, the National Forest Act of 1998 was amended to ensure ease of implementation.

The National Veld and Forest Fire Act (NVFFA), 1998 (Act 101 of 1998), and the National Veld and Forest Fire Laws Amendment, 2001 (Act 12 of 2001), are the primary legislation regulating veldfire management in the country.

The purpose of these Acts is to prevent and combat veld, forest and mountain fires. The legislation provides a variety of institutions, methods and practices for achieving the purpose. The Acts place an individual duty on every landowner where there is a risk of fire to take certain minimum precautions to prevent and combat fires. It also introduces the concept of voluntary FPAs, which may be formed by landowners for purposes of veldfire management in a specific area.

## Role-players National Forest Advisory Council (NFAC)

The NFAC advises the Minister of Agriculture, Forestry and Fisheries on all aspects of forestry in the country.

The NFAC is actively involved in developing local criteria, indicators and standards for sustainable forest management, and makes recommendations on how public access to state-owned forests may be improved.

## South African Forestry Company Limited (SAFCOL)

SAFCOL is government's forestry company, conducting timber harvesting, timber processing and related activities, both domestically and internationally.

Through its operations, it employs about 5 000 people through direct and indirect employment and by extension, are responsible for about 20 000 lives in communities adjacent to its operations.

It subscribes to the Forest Sector Charter and plays a leading role in transformation within the industry. With the focus on communities adjacent to its plantations and specifically the youth in those communities, it makes a difference in the physical circumstances and networking in the communities.

The structured approach of community partnerships was strengthened, with the focus on implementing needs-driven development and making a positive impact in community members' lives.

Of special note is the launch of the SAFCOL-sponsored Forestry Chair at the University of Pretoria, which is an opportunity for students who wish to further their studies in forestry-related fields.

### Research and training

South Africa has world-class forestry research infrastructure and personnel, with almost 2% of the forestry industry's turnover (private and public sectors) devoted to research. The forest research function within the department has been coordinating a number of research projects focusing on sustainable management of forest resources. These include:

- the monitoring and evaluation of bark-harvesting techniques used for two indigenous tree species in the Letaba State Forest
- sustainable harvesting of plants used for medicinal purposes
- the sustainable use of monkey rope (*Secamone alpini*) by local subsistence farmers
- ex situ and in situ conservation of the critically endangered *Protea roupelliae* sbsp. *hamiltonii*
- conservation of the co-occurring endangered *Leucospermum gerrardii* within the Dr Hamilton Nature Reserve.

The major institutes servicing the research needs of the industry are the Institute of Commercial Forestry Research in Pietermaritzburg, the Forestry and Agriculture Biotechnology Institute, and the Council for Scientific and Industrial Research in Pretoria. The South African National

Biodiversity Institute also plays an important role, in terms of species protection.

The faculties of agricultural and forestry sciences at the universities of Stellenbosch, KwaZulu-Natal and Venda offer forestry degrees. The Nelson Mandela Metropolitan University (George Saasveld Campus) offers diplomas and limited degree courses in forestry disciplines.

The Natal University of Technology offers a diploma in Pulp and Paper Technology, and the Fort Cox College of Agriculture and Forestry offers a diploma in Social Forestry.

Skills training is provided by a number of industry-sponsored and in-house training centres. Industry-sponsored bursaries are available, as are company-sponsored bursaries for study at these institutions.

The Fibre Processing and Manufacturing (FPM) Sector Education and Training Authority (Seta), is responsible for ensuring that the training undertaken by the industry meets certain quality standards.

The department, together with the FPM Seta, offers study bursaries in forestry-related fields.

## Programmes and initiatives

### Participative forestry

The department supports the establishment of community projects through regional forestry staff. An estimated R2 million has already been spent from the Community Facilitation Fund to support the establishment of projects on the ground. Projects include the establishment of medicinal plant nurseries, in partnership with various stakeholders, and beekeeping, in partnership with the ARC.

In addition to producing honey, beekeepers play a critical role in agriculture, contributing to crop pollination and the development of products worth billions of rand.

The honey industry in South Africa has an average annual turnover of R3,2 billion and produces some 2 000 t a year. Government investment in KwaZulu-Natal aims to increase national production to 100 000 t and employ over 100 000 people.

### National Arbor Week

South Africa celebrates Arbor Week from 1-7 September annually. The DAFF, as the custodian of forestry in South Africa, is responsible for the campaign.

Arbor Week in 2015 was celebrated under the theme: 'Forests and People: Investing in a sustainable future'. The campaign in 2015 was used as a build-up towards the 14th World Forestry Congress that took place from 7 to



11 September 2015 at the Inkosi Albert Luthuli International Convention Centre in Durban.

The congress aims to highlight the value of forests with regard to sustainable livelihoods, environmental conservation and development in general. Since September is also Heritage Month, the department also focused on the country's champion trees which include some of the oldest, largest and culturally significant trees.

National Arbor Week is an opportune time to urge all South Africans to plant indigenous trees as a practical and symbolic gesture of sustainable environmental management.

The primary purpose of the campaign is to spread and herald the importance of protection, conservation and preservation of the country's green heritage, namely forests, indigenous trees and related green resources. The secondary aim is to educate, change attitudes and modify the general behaviour of the South African public in a way and a manner they perceive and relate to the green heritage.

Greening refers to an integrated approach to the planting, care and management of all vegetation in urban and rural areas, to secure multiple benefits for communities.

Greening in the South African context takes place in towns, townships and informal settlements, specifically because in the past the latter mentioned areas were disadvantaged in terms of planning for parks as well as tree planting in streets and open spaces.

In order to promote greening, especially the planting of indigenous trees whose occurrence has become scarce, the concept of the trees of the year was born some years ago. Previously there were two selected trees of the year comprising a rare and common species. However, at times there are three trees of the year. For the 2015 campaign, the trees of the year were:

- Forest bushwillow (*Combretum krausii*). This tree has been selected from the list of common species. It is handsome, quick growing and reasonably cold resistant. It is recommended for shady areas in gardens with a mild to warm climate. Found from the coast to the midlands in the eastern regions of South Africa and neighbouring Swaziland. The habitat ranges from rocky hillsides at altitudes from almost sea level up to 1 200 m. It grows anywhere from evergreen forest or forest margins to dense woodland.
- Parsley tree (*Heteromorpha arborescens*). This tree has been selected from the list of rare species. This small to medium-sized, deciduous tree or straggly shrub is suitable for a small maintenance-free garden. It occurs

in wooded grassland, bushveld and on forest margins. It is fairly widespread in the eastern regions of South Africa, from the southern Cape up through Eastern Cape and eastern Free State, KwaZulu-Natal, Swaziland into Gauteng, Mpumalanga and Limpopo. It also occurs further north in Africa.

### Champion Tree Project

The purpose of the Champion Tree Project is to identify and protect trees that are of national importance and worthy of special protection, due to their remarkable size, age, aesthetic, cultural, historic or tourism value. Similar projects have been established in several other countries, but this is the first of its kind in Africa.

Nomination forms with guidelines for the nomination process are available from the DAFF.

Every nomination cycle starts on 1 August each year, and ends on 31 July the following year.

Seventy five trees and groups of trees had been declared by the department as Champion Trees, based on criteria such as size, age and historical value. More trees were shortlisted and declared during 2015. These trees are all protected under the National Forests Act of 1998. They include the Tsitsikamma Big Tree along the Garden Route, the Post Office milkwood tree of Mossel Bay, the Sagole baobab in Limpopo and camphor trees planted at Vergelegen Estate in the Western Cape three centuries ago.

The oldest planted tree in South Africa is a saffron pear, brought from the Netherlands and planted in the Dutch East India Company's gardens in Cape Town more than three centuries ago, supposedly by Jan van Riebeeck. Historic trees include a poplar tree, which served as a landmark for refugees during the apartheid regime who found a safe haven in the Johannesburg house of Ruth Fischer, the daughter of Bram Fischer, who was a founding member of the South African Communist Party.

A group of international and local tree climbers has visited and climbed the champion trees around the country, contributing to more accurate height measurements, and installing nesting boxes for the rare Cape parrot in some of the large champion trees that occur in natural forests.

All the trees were also visited by a professional photographer, to create a proper photographic record of the trees, which will also be used for the publication of a book on the champion trees within a year.

## Million Trees Programme

The Million Trees Programme was launched in 2007 as part of a UN greening initiative to encourage countries worldwide to plant more trees. Its purpose is to ensure that at least one million trees, including fruit trees and indigenous ornamental shade trees, are planted every year.

In South Africa, the Million Trees Programme is a partnership between the three spheres of government, non-governmental and community-based organisations, schools and the corporate sector.

It is part of the South African contribution to the United Nations Environment Programme "Plant for the Planet: Billion Tree Campaign", where communities, industry, civil society organisations and governments are encouraged to plant at least one billion trees worldwide.

## Resources Sustainable forest management

Broadly speaking, there are three categories of forests in South Africa, namely indigenous forests, woodlands and plantation forests. Forestry activities in indigenous forests and woodlands are not limited to the protection of the resource as a natural heritage, but include its development, use and management, as well as the management and processing of non-timber forest products.

Plantation forestry practices include, among other things, the establishment of vast areas of land with exotic tree species that are harvested and processed into pulp for the paper and packaging industries; sawn timber for the production of structural and industrial timber used in the construction industry; poles for telephone and electricity supply; mining timber for use as underground support structures in primarily the gold and platinum mining sectors. The balance of other timber produced is used for a variety of other products such as charcoal and match manufacture.

Although large forestry companies do not own all the certified forests, having their own specialist environmental departments has helped the rapid expansion of certification, as they ensure that land is managed according to their own stringent environmental codes of practice.

To promote transparency, members of the public are invited to join company staff when regular audits are conducted.

There has been an increase in the number of non-corporate growers who have become certified. This may be attributed to factors such as the FSC's acceptance of group-certification schemes and the availability of local FSC

auditors, both of which have reduced the cost of certification considerably.

The introduction of small, low-intensity managed forest audits enables small and community forestry schemes to be FSC-certified.

## Indigenous forests

Only about 0,5% of South Africa's total land area is covered by natural forests. About half of the more than 1 700 indigenous tree and shrub species, representing some 530 000 ha of dense growth, grow along the south and east coasts and on the southern and south-eastern slopes of inland mountains. The other half is spread over the interior plateaux in isolated valleys and ravines.

A number of these natural forest regions, such as the Tsitsikamma National Park, are important tourist attractions.

The large Afro-temperate forests of the southern Cape, although distributed close to the coast, are aligned with the inland forest types of the Eastern Cape, KwaZulu-Natal, Mpumalanga and Limpopo. This is because the southerly temperate latitudes compensate for the altitude of inland forests.

Almost half of all natural forests in South Africa are found on private property or land under communal tenure. A detailed inventory of natural forests helps government to monitor changes in forest areas.

Although the country's low natural forest coverage has led to the development of the commercial forestry sector over the last 100 years, natural forests have continued playing a major role in the livelihoods and well-being of many rural communities. The use of natural forests as sources of building material, fuel wood, food and medicine is increasing, with an estimated 80% of South Africa's population still using medicinal plants, most of which are sourced from natural forests.

The forest-type classification for natural forests represents 24 broad forest types. The Natural Forests Protected Areas System guides the setting aside and demarcation of natural forests as protected areas.

Systematic timber harvesting occurs in certain areas of southern Cape forests and on a smaller scale, in the Amathole forests in the Eastern Cape. This sustainable harvesting system concentrates on the removal of small quantities of senile trees dying off within the forest. On average, 3 750 m<sup>3</sup> of round logs are harvested annually (150 m<sup>3</sup> of stinkwood, 750 m<sup>3</sup> of yellowwood, 2 500 m<sup>3</sup> of Australian Blackwood and 350 m<sup>3</sup> of other species).

The seven-week fern (*Rumohra adiantiformis*), harvested in the Knysna and Tsitsikamma forests, is another valuable product of indigenous forests. The South African market for this fern is considerable and reaches its peak in September, when sales have been known to exceed 420 000 bunches.

### Woodlands

The woodlands, also known as savannahs, constitute a forest resource of major importance in South Africa. It is the most accessible forest resource for poor communities and contributes in the region of R2 000 to R5 000 to poor households annually. Natural forests cover less than one million ha of land in total, plantation forestry covers less than 1,3 million ha and the woodlands collectively cover about 29 million ha to 46 million ha.

The cover includes extensive areas in the low-lying, drier areas of Limpopo, KwaZulu-Natal and Mpumalanga. Rich biodiversity is found in savannah woodland comprising 5 900 plants, 540 bird species and 175 mammals. These include iconic species such as the Big Five group of mammals that are important to the tourism industry. Several protected tree species of the savannah, such as camel thorn and Leadwood, contribute substantially to the lucrative braai wood market, and guidelines have been set for licensing processes to assist with the control of their use.

Kathu Forest in the Northern Cape is the first woodland area to be declared protected woodland under the National Forests Act of 1998.

In the past, this resource was not really recognised as a forestry responsibility, except where some woodland occurred on State-forest land in conservation areas. However, the National Forestry Action Programme of 1997 identified woodland management as a key area of operation for forestry.

The New Forests Act of 1998 also includes woodland in its definition of forests and mandates monitoring and reporting on the state of the woodlands. This legislation protects woodlands on private and communal land, as well as in state forests, while promoting sustainable use.

Savannah woodlands are the most extensive vegetation type in southern Africa and dominate Africa as a whole. Globally, woodlands cover between an eighth and a sixth of the Earth's land surface.

The woodlands are a valuable source of fuel, building material, craft timber and a variety of non-timber products. These include fruit,

fodder, medicinal compounds, honey, meat and mushrooms. They form the backbone of the livelihoods of millions of people. The annual marula-fruit (*Sclerocarya birrea*) harvest, for example, is worth some R1,1 billion a year to rural communities.

There are 87 savannah woodland types, and although the biome as a whole is fairly well protected in formal and private reserves, many under-protected savannah types have been identified.

Another woodland type is the Albany thicket biome, characterised by dense growth of woody and succulent plant species. There are 13 thicket types, which together cover about three million ha. Extensive Spekboom plantings are underway in the Eastern Cape to restore the carrying capacity of degraded thicket areas, and to capitalise on the high carbon sequestration rates of this species as a climate change offset.

### Commercial forests

Commercial forest plantations predominantly meet South Africa's demand for wood. During the 1930s, government started extensive commercial plantations to make South Africa self-sufficient in its timber requirements, and to provide more job opportunities.

Commercial plantations of exotic species proved to be a sound investment and the private sector established large plantations of pine, eucalyptus and wattle. South Africa's plantation forests cover about 1% of the combined cultivated (arable) and grazing land.

The commercial forestry industry in South Africa is committed to practising sustainable forest management and is a world leader in forest certification. Stringent environmental codes of practice are implemented in all plantation and processing activities.

The Institute for Commercial Forestry Research (ICFR) completed its role in developing the National Forest Protection Strategy for the DAFF, a project funded by the FAO of the UN.

Another development which will assist in enhancing forest protection is the MoU, formalising FSA's support and funding for these activities at the Forestry and Agriculture Biotechnical Institute (Fabi), which has been entered into with the University of Pretoria.

The FAO and DAFF approved the National Forest Protection Strategy, which includes forest-fire related matters. Once fully implemented, the strategy is expected to provide the industry with additional resources and enhance the coordination of responses to combat forest fires.

## Plantation yields

Sappi Forests supplies over 78% of the wood requirements of Sappi Southern Africa from both its own and committed commercial timber plantations of 492 000 ha. This equates to approximately 30 Mt of standing timber.

The Lomati Sawmill produces 102 000 m<sup>3</sup> per year of sawn timber for the construction and furniture manufacturing industry.

All wood grown on Sappi-owned land and a large proportion grown on plantations managed by us, is Forest Stewardship Council® (FSC®) and ISO 9000 certified.

Approximately 140 000 ha of land is set aside and maintained by Sappi Forests to conserve the natural habitat and biodiversity found there, including indigenous forests and wetlands.

Sappi has identified investment in low-cost wood as both a growth driver and a strategic resource in order to supply its operations and to secure its margins in competitive commodity markets, such as dissolving wood pulp.

To this end, Sappi continues to work with local government and communities to accelerate afforestation in KwaZulu-Natal and the northern region of the Eastern Cape.

This development not only provides one of the only sources of income and jobs to these local communities, but will also secure valuable hardwood timber resources close to the Saiccor Mill in KwaZulu-Natal.

In addition to Sappi's own plantation area, the company continues to identify ways to ensure access to pulpwood in the wood baskets close to its key operations, by means of land or timber delivery swaps.

The plantation industry in South Africa faces an increasing threat from pests and diseases. Sappi Forests, a leader in research and development, continues to mitigate these risks through improved site species matching, the deployment of improved genetic planting stock and the introduction of specific hybrids from its conventional breeding programmes.

The construction of the state-of-the-art Clan Nursery, with a capacity of 17 million cuttings (vegetatively propagated plants), and the upgrade of the Ngodwana Nursery, provides Sappi Forests with the required facilities to rapidly deploy the improved genetic planting stock to mitigate these threats.

## Socio-economic reform and growth

The forestry vision states that forests are managed for people and that there is a need to create an enabling environment for economic

and social development through sustainable forestry, especially at local level.

Forestry strategies to achieve this vision include forestry enterprise development, aimed at creating opportunities for people to use forests including indigenous forests, woodlands and plantations, and forest-based resources for economic growth, income-generation and job creation.

The forestry enterprise development concept is central to government's pro-poor agenda and also a key component of Broad-Based Black Economic Empowerment (BBBEE) in the forestry sector.

## BBBEE Charter

The BBBEE Charter process is one of many government strategies aimed at transforming the economy. The formulation and implementation of BEE programmes at different levels and in different sectors of the economy include partnerships between government and the private sector, including trade unions and community-based organisations.

The BBBEE Charter for the forestry sector will be instrumental in achieving objectives such as increasing the number of black people, particularly women, who own, manage and control enterprises and productive assets; and facilitating ownership and management of enterprise and productive assets by communities, workers, cooperatives and other collective enterprises.

Under the charter, government aims to process about 15 000 ha of water-use licence applications a year for the next 10 years to obtain a nett increase in afforested land of about 10 000 ha a year or 100 000 ha over the entire period.

## Community forestry

Community forestry is designed and applied to meet local social, household and environmental needs and to benefit local economic development.

Community forestry is implemented by communities or with the participation of communities, and includes tree-centred projects in urban and rural areas, woodlots, and woodland being managed by communities and individuals.

Community forestry has gained impetus through more focused core functions, particularly in urban greening and forest enterprise development.

Participatory forest management of the DAFF is an integrated approach that contributes to achieving the sustainable management of South African forests.

Elements of participatory forest management



were initially developed for indigenous state forests.

However, the aim is to use participatory forest management as an approach to managing all forest types, where feasible (indigenous forests, plantations, woodlots and woodlands and where different types of ownership and management (State, provincial, communal, private and community) exist.

Ninety-six community-stream flow-reduction activity applications, totalling about 13 000 ha, were supported by the departments of agriculture, forestry and fisheries and trade and industry through assistance provided in the undertaking of environmental impact assessments in the Eastern Cape.

### **Food and Trees for Africa (FTFA)**

The FTFA is the sub-Saharan African partner of Global ReLeaf, an international greening organisation.

The FTFA's mission is to contribute to healthier living, especially in disadvantaged communities, through environmental awareness and greening programmes.

The FTFA was started in 1990 to address sustainable development through greening, climate change action, sustainable natural resource management and food-security programmes.

The FTFA works in partnership with government, the private and public sectors and civil society. Its goal is to provide trees to as many underserved communities as possible, with the help of sponsors and certificate programmes.

The FTFA; the departments of water affairs and of agriculture, forestry and fisheries; and the Institute of Environment and Recreation Management, manage the Urban Greening Fund.

It is a collective fund that supports partnerships aimed at sustainable development through tree planting, parks, food-gardening projects and environmental education.

Organisations, companies and individuals can contribute to the fund to help disadvantaged South Africans create a greener, healthier and more secure life.

### **Fisheries**

The DAFF is tasked with managing the development and sustainable use of marine and coastal resources; maximising the economic potential of the fisheries sector; and protecting the integrity and quality of the country's marine and coastal ecosystems.

The South African coastline covers more than 3 000 km, linking the east and west coasts of

Africa. These shores are particularly rich in biodiversity, with some 10 000 species of marine plants and animals recorded.

The productive waters of the West Coast support a variety of commercially exploited marine life, including hake, anchovy, sardine, horse mackerel, tuna, snoek, rock lobster and abalone.

On the east coast, squid, linefish and a wide range of intertidal resources provide an important source of food and livelihood for coastal communities.

Marine life that is not harvested, such as whales, dolphins and seabirds, is increasingly recognised as a valuable resource for nature-based tourism.

The main challenge in fisheries is to create a balance between maximising the social and economic potential of the fisheries industry; protecting the integrity and quality of the country's marine and coastal ecosystems and addressing transformation in the sector.

In line with international trends, the department recognises fisheries as an economic activity rather than a purely environmental or biodiversity matter.

Government has expanded the mandate for fisheries management by adding fresh water and inland fisheries, as well as aquaculture, to the department's existing responsibilities.

The department will gradually establish offices of the fisheries branch in coastal, as well as inland provinces. These are economic decisions, which contribute to employment creation and poverty alleviation.

The fisheries sector contributes roughly 0,1% to the GDP, which is small even by the standards of agriculture. However, it is more important for economic development in the Western Cape where 11 of the 13 proclaimed fishing harbours are situated. These contribute more the 5% to Gross Provincial Domestic Product.

The total output is estimated at 600 000 t worth about R6 billion, depending on the Pelagic catch of pilchards and anchovy, which could be as much as 600 000 t.

It is estimated that the direct employment in the industry constitutes approximately 27 000 jobs (16 000 in the primary sector and 11 000 in the secondary and tertiary sectors), while an additional 81 000 people are indirectly (net building, bait preparing, etc.) employed in industries that are at least partially dependent on the fishing sector (figures based on industry estimates and the Total Allowable Catch and Total Allowable Effort, calculated as a function of tonnage).

Fisheries output is determined by catch volumes, which in turn depends on the health and management of fish stocks, varying according to ecological changes and subjected to overexploitation through illegal, unreported and unregulated fishing activities.

Inshore species are especially vulnerable to stock depletion, as they are easily accessed, especially illegally. According to one study, 68% of commercial line fish stocks have collapsed and another 11% are overexploited.

The DAFF seeks to prevent overexploitation by means of assigning Total Allowable Catch and/or Total Allowable Effort per species, which are adjusted regularly depending on the estimated state of the resource. The DAFF has also sought to promote transformation in the sector through inclusion of small-scale fishing communities. The amended Marine Living Resources Act will grant small-scale fishing communities better access to fishing rights and resources.

The effective management of the existing 12 harbours and proclamation of additional new harbours will support resource management. Although wild catch fisheries appear unlikely to expand beyond their present levels, aquaculture is becoming more important as a substitute for wild capture fisheries.

While the marine-based “mariculture” part of aquaculture has been around for some years, focusing on species such as abalone, oysters and mussels, freshwater aquaculture is experiencing a rapid expansion, owing in part to government’s multipronged aquaculture promotion campaign.

Aquaculture has been included in the Oceans Economy Operation Phakisa. Globally, wild fish stocks have been dwindling, growing at a modest 1% per annum, while aquaculture has grown by 7% and accounts for 44% of the global fish production. Therefore, aquaculture is seen as a quick win for growing the oceans economy.

Through Operation Phakisa and the detailed plans on the development of 24 marine and inland aquaculture projects, which are being implemented, the expectation is to increase production from the current 4 000 t to 20 000 t per year, increase the current value of aquaculture from R400 million to R6 billion and create up to 210 000 sector jobs by 2030.

Aquaculture is an important element of the Ocean’s Economy Strategy, Operation Phakisa. It is anticipated that Operation Phakisa will place marine resources in a central position in the economy. Through Operation Phakisa, government plans to grow the sector value from its current R400 million to R6 billion, with a possible job creation of up to 210 000 jobs in this

sector by 2030.

The WfFP will remain one of the vehicles for economic growth and sustainable livelihoods for fishing communities. Plans include focusing on ensuring that the commercial Fishing Rights Allocation Process 2015/16 reflects the commitment of government and the industry to transform the sector.

To further transform this sector, the implementation of the Small-scale Fisheries Policy will contribute towards equitable participation of coastal and fishing communities and ensure that they gain access to marine resources.

## Industry and products

South Africa is among the global fishing nations that have identified the challenges within their fishing industry. With 22 commercial fisheries sectors and new fisheries being explored and experimented with, South Africa has two fisheries sector components.

Wild capture fisheries include three distinct components, namely commercial, recreational and subsistence fisheries, each of which requires specific research and management interventions.

The aquaculture (fish farming) sector is considered underdeveloped and as a result, has been prioritised, owing to declining wild stocks.

## Legislation and policies

- The Small-scale Fisheries Policy seeks to address imbalances of the past and ensure that small-scale fishers are accommodated and properly managed. For the first time, fishing rights will be allocated on a group, rather than an individual basis. The policy further aims to support investment in community entities to take joint responsibility for sustainably managing the fisheries resources and to address the depletion of critical fisheries stocks.
- The department has entered into a service level agreement with the South African Navy to manage its fleet of four patrol vessels and three research vessels for a year, while the department considers its various options regarding the long-term management of these vessels.

## Resource management

The department increased its capacity to combat illegal, unregulated and unreported fishing, and launched an anti-poaching project in the Western Cape, funded through the WfFP.

This enabled the department to deploy 60 military veterans in the Overberg region to serve

as the “eyes and ears” of government.

The fishing sector comprises large-scale operators and small-scale and recreational fishermen and women.

According to a recent UN report, more than two-thirds of the world's fisheries have been overfished or are fully harvested, and more than one third is in a state of decline, owing to the loss of fish habitats, soaring pollution levels in oceans and rivers and climate change.

According to the report, abalone stocks remain in a depleted to heavily depleted state as the resources continue to decline, due to increasing levels of poaching and ecological factors.

Meanwhile, line fish resources range from heavily depleted to optimal states, depending on species.

There are, however, signs of a positive response by some species to the emergency management measures implemented in 2000.

Given the low population sizes of many line fish species, however, present management measures are expected to assist in allowing stock to increase.

Under the operational management procedure, the West Coast rock lobster is showing signs of recovery.

Deep-water hake remains depleted, however, its status is improving, whereas shallow-water hake is considered optimal to abundant.

The implementation of precautionary management approaches to hake fisheries in recent years has resulted in a faster than anticipated recovery of deep-water hake.

Harders, which are the main target of the beach-seine and gillnet fisheries, remain in a depleted to heavily depleted state.

Environmental anomalies and illegal netting have affected the recruitment of the species in recent years.

The abundance of Agulhas sole has remained relatively constant over the past 15 years, while Cape horse mackerel has increased in abundance in recent years, due to good recruitment, and the stock is considered to be in an optimal state.

The anchovy stock is at the lowest level observed in the past 15 years, but sardine and round herring stocks continue to increase.

In South Africa, the fisheries sector is worth around R6 billion per annum and directly employs some 27 000 people in the commercial sector. Thousands more and their families depend on these resources for food and the basic needs of life.

The total allowable catch apportioned for the subsistence (small-scale/interim relief)

subsector, is set at 276 t (138 kg per fisher).

The apportionment for the recreational fishing subsector remains unchanged at four West Coast rock lobsters per person per day for the duration of the fishing season.

The size restriction remains at 80 mm carapace length and recreational fishing permits will only be issued to persons above the age of 12 years. Any west coast rock lobster caught, collected or transported shall be kept in a whole state.

West coast rock lobster caught with a recreational permit may not be sold by any person.

Recreational west coast rock lobster permits are obtainable at the Post Office, at a cost of R92 per permit and are valid for the entire recreational fishing season.

The department's decision to pursue the recovery target has been welcomed by WWF and carries the unanimous support of all the WCRL user sectors.

The International Commission for the Conservation of Atlantic Tunas (ICCAT) is an RFMO that is responsible for the management of tuna and tuna-like species in the Atlantic Ocean and Mediterranean Sea.

South Africa's strategic intent with participating in the ICCAT is to ensure long-term fishing access in the Atlantic Ocean for South African fishing companies in the tuna pole fisheries and the developing large pelagic fisheries.

Access to the Atlantic Ocean is essential for encouraging future investment in the tuna/swordfish fisheries, to create the enabling environment for these fisheries to develop.

The ICCAT will benefit South Africa with management activities, including collating fisheries data, guiding research, conducting stock assessments, establishing management and conservation measures and issuing country quotas.

## Aquaculture

Aquaculture incorporates the breeding, trading or rearing of aquatic organisms in a controlled or selected aquatic environment for recreational, commercial or subsistence purposes.

Fisheries and aquaculture support the livelihoods of an estimated 540 million people. Aquaculture, is the farming of aquatic organisms and is divided into fresh-water culture and mariculture.

Species farmed in the latter include dusky kob, abalone, Pacific oysters, Mediterranean mussels and black mussels, among others. According to the National Aquaculture Strategic Framework, the sector is relatively small and government wants to create a climate in which it can grow.

Special attention will be paid to freshwater aquaculture, as it has shown growth potential.

Government will also boost investments in research, development technology, transfer and extension, as well as education and training programmes in aquaculture.

The Agriculture Development Enhancement Programme, which offers cost-sharing grants of R40-million per company aims to create more jobs in the sector. The grants will be made available for machinery, equipment, infrastructure, commercial vehicles and work boats, in pursuit of boosting competition in the industry.

Abalone fishing is severely restricted in South African waters, however, poaching is rife, as it is a lucrative trade.

Poaching has caused the decline in abalone numbers over the years. The species is highly coveted and fetches high prices, especially in the Far East.

The National Aquaculture Policy Framework was developed against the backdrop of a global aquaculture sector that has seen an increased demand for fishery products.

The policy provides a unified framework for the establishment and development of an industry that contributes towards sustainable job creation and increased investment.

In South Africa, marine and freshwater aquaculture presents a good opportunity to diversify fish production to satisfy local demand; contribute to food security, job creation, economic development and rural development; and improve export opportunities.

To fast-track the growth of the aquacultural sector an amount of R338 million in private sector investment has been committed to supplement the R106 million government investments. In the nine aquaculture farms that are already in production, 521 jobs have been created while a further 335 jobs are envisaged. These nine aquaculture farms are located in the Eastern Cape, KwaZulu-Natal, Northern Cape and the Western Cape and produce kob, oysters, abalone and trout.

The President signed into law the Amended Marine Living Resources Act on 24 February 2016. Small-scale fishing, is for the first time in the history of the country, recognised as a fishing sector. The entire legal framework is currently in place to implement the small-scale fisheries policy in the four coastal provinces.

Through the Small-scale Fisheries Policy, the fisheries sector is to be transformed by providing support to small-scale fishing communities, ensuring sufficient access to fish stocks and

providing access to long-term fishing rights, thereby changing the socio-economic profile of the sector. This policy will also generate job opportunities in fish processing establishments, promote the development of aquaculture hatcheries and fish farms and promote the establishment of ownership schemes to realise the vision of an inclusive, integrated rural economy.

Aquaculture has been given a boost through its inclusion in the Oceans Economy Operation Phakisa. Through Operation Phakisa and the detailed plans on the development of 24 marine and inland aquaculture projects, which are being implemented, we expect to increase production from the current 4 000 t to 20 000 t per year, increase the current value of the subsector from R400 million to R6 billion per year and create up to 210 000 sector jobs by 2030.

In the case of aquaculture, the DAFF is busy with the implementation of nine aquaculture projects under Phase 2 of Operation Phakisa (Developing the Ocean's Economy). The aquaculture sector has unlocked investments of more than R400 million across 10 aquaculture farms, which are already in production. The community in Hamburg in the Eastern Cape has seen its first harvest of dusky kob (kabeljou — fish) and the Siyazama Aquaculture Cooperative in Hamburg sold its first harvest of dusky kob to the Cape Town Fish Market at the V&A Waterfront.

The expansion of aquaculture projects to inland and other coastal areas in support of SMME will create 3 200 jobs and contribute R500 million to the GDP over the next three years. Furthermore, the draft Aquaculture Bill was by mid-2016 ready for public consultation. The DAFF has also established the Interdepartmental Authorisations Committee and the Aquaculture Development Fund.

The effective management of the existing 12 harbours and proclamation of additional new harbours will support resource management. Although wild catch fisheries appear unlikely to expand beyond their present levels, aquaculture is becoming more important as a substitute for wild capture fisheries.

While the marine-based “mariculture” part of aquaculture has been around for some years, focusing on species such as abalone, oysters and mussels, freshwater aquaculture is experiencing a rapid expansion, owing in part to government's multipronged aquaculture promotion campaign.

Aquaculture has been included in the Oceans Economy Operation Phakisa. Globally, wild fish stocks have been dwindling, growing at

a modest 1% per year, while aquaculture has grown by 7% and accounts for 44% of the global fish production. Therefore, aquaculture is seen as a quick win for growing the oceans economy.

Through Operation Phakisa and the detailed plans on the development of 24 marine and inland aquaculture projects, which are being implemented, the expectation is to increase production from the current 4 000 t to 20 000 t per year, increase the current value of aquaculture from R400 million to R6 billion and create up to 210 000 sector jobs by 2030.

### **Subsistence fisheries**

Participation in subsistence fisheries is comprehensive – coastal communities have traditionally made use of intertidal and shallow-water resources as a source of food. Only surplus not consumed by fishers is sold locally.

### **Recreational fishing**

While the illegal harvesting of abalone poses the greatest threat to management objectives, the DAFF will continue to work with all stakeholders in the abalone sector and continue to strengthen partnerships with other law-enforcement agencies and communities to ensure that the country grows and protects its resources.

With South Africa's extensive coastline spanning two oceans and its numerous dams, lakes, rivers and streams, the country is a recreational fisher's paradise. However, recreational fishing may only be undertaken with a valid permit, and recreational fishing is limited to certain times of the fishing season.

To reduce user conflicts between commercial and recreational fishing, and to protect stocks during breeding periods, certain areas have been declared closed areas.

Recreational fishers are also subject to bag limits of fish on a per-day basis.

Annual recreational fishing licences in all industries total about 300 000, with income generated from these licences amounting to R18 million. The actual annual catch is about 17 000 t of high-value species.





*South Africa Yearbook 2015/16*

# Arts and Culture

The Department of Arts and Culture (DAC) aims to contribute to sustainable economic development and enhance job creation by preserving, protecting and developing South African arts, culture and heritage to sustain a socially cohesive and democratic nation.

The department is mandated to:

- develop and promote arts and culture in South Africa, and mainstream its role in social development
- develop and promote the official languages of South Africa, and enhance the linguistic diversity of the country
- improve economic and other development opportunities for South African arts and culture nationally and globally through mutually beneficial partnerships in order to ensure the sustainability of the sector
- develop and monitor the implementation of policy, legislation and strategic direction for the identification, conservation and promotion of cultural heritage. The DAC aims to increase interactions across all races, foster constitutional values, and encourage equal opportunities, inclusion and redress.

## Legislation and policies

The DAC derives its mandate from the following legislation:

- Heraldry Act, 1962 (Act 18 of 1962)
- Culture Promotion Act, 1983 (Act 35 of 1983)
- National Archives and Record Service of South Africa Act, 1996 (Act 43 of 1996)
- Legal Deposit Act, 1997 (Act 54 of 1997)
- South African Geographical Names Council Act, 1998 (Act 118 of 1998)
- Cultural Institutions Act, 1998 (Act 119 of 1998)
- National Council for Library and Information Act, 2001 (Act 6 of 2001)
- National Heritage Resources Act, 1999 (Act 25 of 1999)
- Use of Official Languages Act, 2012 (Act 12 of 2012).

In 2015, the DAC undertook a review of the heritage laws that it administers. The specific terms of reference of the review project were to:

- review the heritage laws for divergence, duplication and inconsistency (within and between the laws themselves, in relation to the White Paper on Arts, Culture and Heritage of 1996, the Constitution, constitutionally mandated laws and other applicable laws)
- conduct a gap analysis of heritage policy and legislation;

- identify viable solutions and propose necessary amendments to heritage policy and legislation; and
- consult stakeholders identified by the DAC.

## National symbols

### Animal: Springbok (*Antidorcas marsupialis*)

The springbok's common name is derived from its characteristic jumping display. It is the only southern African gazelle and is fairly widespread in open, dry bush, grasslands or riverbeds near water. It is also the emblem of South Africa's national rugby team, which bears its name.

### Bird: Blue crane (*Anthropoides paradisica*)

This elegant crane with its silvery blue plumage is endemic to southern Africa, with more than 99% of the population within South Africa's borders.

### Fish: Galjoen (*Coracinus capensis*)

The galjoen is found only along the South African coast and is a familiar sight to every angler. It keeps to mostly shallow water and is often found in rough surf and sometimes right next to the shore.

### Flower: King protea (*Protea cynaroides*)

This striking protea is found in the south-western and southern areas of the Western Cape. It derives its scientific name *cynaroides*, which means "like cynara" (artichoke), from the artichoke-like appearance of its flower head.

### Tree: Real yellowwood (*Podocarpus latifolius*)

The yellowwood family is primeval and has been present in South Africa for more than 100 million years. The species is widespread, from Table Mountain, along the southern and eastern Cape coast, in the ravines of the Drakensberg up to the Soutpansberg and the Blouberg in Limpopo.

## National flag

South Africa's flag is one of the most recognised in the world. It was launched and used for the first time on Freedom Day, 27 April 1994. The design and colours are a synopsis of the principal elements of the country's flag history.

It is the only six-coloured national flag in the world. The central design of the flag, beginning

### The National Anthem

Nkosi sikelel' i Afrika  
Maluphakanyisw' uphondo lwayo,  
Yizwa imithandazo yethu,  
Nkosi sikelela, thina lusapho lwayo.

Morena boloka setjhaba sa heso,  
O fedise dintwa le matshwenyeho,  
O se boloke,  
O se boloke setjhaba  
sa heso,  
Setjhaba sa South Afrika –  
South Afrika.

Uit die blou van onse hemel,  
Uit die diepte van ons see,  
Oor ons ewige gebergtes,  
Waar die kranse antwoord gee.

Sounds the call to come together,  
And united we shall stand,  
Let us live and strive for freedom,  
In South Africa our land.

at the flag-pole in a “V” form and flowing into a single horizontal band to the outer edge of the fly, can be interpreted as the convergence of diverse elements within South African society, taking the road ahead in unity.

When the flag is displayed vertically against a wall, the red band should be to the left of the viewer, with the hoist or the cord seam at the top.

When displayed horizontally, the hoist should be to the left of the viewer and the red band at the top. When the flag is displayed next to or behind the speaker at a meeting, it must be placed to the speaker's right. When it is placed elsewhere in the meeting place, it should be to the right of the audience.



### National anthem

South Africa's national anthem is a combined version of *Nkosi Sikelel' iAfrika* and *The Call of South Africa (Die Stem van Suid-Afrika)*.

*Nkosi Sikelel' iAfrika* was composed by Methodist mission schoolteacher, Enoch Sontonga, in 1897. The words of *The Call of South Africa* were written by CJ Langenhoven in May 1918, and the music was composed by Reverend ML de Villiers in 1921.

### National Coat of Arms

South Africa's Coat of Arms, the highest visual symbol of the State, was launched on Freedom

Day, 27 April 2000.

Its central image is a secretary bird with uplifted wings and a sun rising above it.

Below the bird is the protea, an indigenous South African flower, representing the aesthetic harmony of all cultures and the country flowering as a nation. The ears of wheat are emblems of the fertility of the land, while the tusks of the African elephant symbolise wisdom, steadfastness and strength.

At the centre, stands a shield signifying the protection of South Africans, above which are a spear and knobkierie. These assert the defence of peace rather than a posture of war.

Within the shield are images of the Khoisan people, the first inhabitants of the land. The figures are derived from images on the Linton Stone, a world-famous example of South African rock art.

The motto of the coat of arms – !ke e:ˀxarra//ke – is in the Khoisan language of the /Xam people, and means “diverse people unite” or “people who are different joining together.”

### National Orders

National Orders are the highest awards that the country, through its President, can bestow on individual South Africans and eminent foreign leaders and personalities.

- The Order of Mapungubwe is awarded to South African citizens for excellence and exceptional achievement.
- The Order of the Baobab is awarded to South African citizens for distinguished service in the fields of business and the economy; science, medicine and technological innovation; and community service.
- **The Order of the Companions of OR Tambo** is awarded to heads of state and other dignitaries for promoting peace, cooperation and friendship towards South Africa.
- **The Order of Luthuli** is awarded to South Africans who have made a meaningful contribution to the Struggle for democracy, human rights, nation-building, justice and peace, and conflict resolution.
- **The Order of Ikhamanga** is awarded to South African citizens who have excelled in the fields of arts, culture, literature, music, journalism and sport.
- **The Order of Mendi for Bravery** is awarded to South African citizens who have performed extraordinary acts of bravery.

President Jacob Zuma hosted the National Orders Awards Ceremony at the Sefako Makgatho Presidential Guest House in Pretoria in December 2015.

National Orders and Symbols



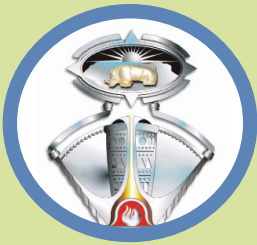
The Order of the Baobab



The Order of Luthuli



The Order of Mendi



The Order of Mapungubwe



The Order of the Companions of OR Tambo



The Order of Ikhamanga



The Coat of Arms



National flower: King protea



National fish: Galjoen



National tree: Real yellowwood



National bird: Blue crane



National animal: Springbok

### The Order of the Baobab

#### The Order was bestowed in bronze on:

- Yvonne Mokgoro: For her outstanding contribution to the field of Law and the administration of justice in a democratic South Africa.

#### The Order was bestowed in silver on:

- John Douglas Anderson: For his excellent contribution to the upliftment of children and people with disabilities.
- Mary Makobatjatji Malahlela (Posthumous): For her excellent contribution to the provision of medical services to oppressed South Africans during apartheid. She was one of the first African women to qualify as a medical doctor in South Africa.
- Andrew Ross: For his excellent contribution to the training of young rural medics. His work has provided hope to communities that are treated in rural hospitals.
- Otto Stehlik: For his excellent contribution to economic and social development in South Africa. His business skills in the hospitality industry have benefitted South Africa significantly.

#### The Order was bestowed in gold on:

- James David Lewis-Williams: For his exceptional and distinguished contribution to the field of archaeology. His research on the rock art of the ancient people of Southern Africa has contributed invaluable knowledge about their lives and times.

### The Order of Mendi for Bravery

#### The order was bestowed in bronze on:

- Jetro Ndlovu: For his outstanding contribution to the fight for freedom, equality and democracy in South Africa.

#### The Order was bestowed in silver on:

- Joe Morolong (Posthumous): For his excellent contribution to the fight for liberation in South Africa. He endured tremendous personal persecution for the ideal of a democratic and liberated society.
- Caleb Motshabi (Posthumous): For his excellent contribution to the fight for the liberation of the people of South Africa. He facilitated the creation of safe passage for many young people who went into exile to fight for freedom.
- Eric Mtshali: For his excellent contribution to the fight against apartheid. In spite of great risks, he was never deterred in his quest for true freedom and social justice.

#### The Order was bestowed in gold on:

- Mpumelelo Washington Bongco (Posthumous): For his exceptional contribution to the pursuit

of equality and universal suffrage in South Africa. He never relented and paid the ultimate sacrifice for freedom and democracy.

### Order of Ikhamanga

#### The Order was bestowed in bronze on:

- Themba Patrick Magaisa: For his outstanding contribution to the development of indigenous literature in South Africa. His literary work has enriched the primary and secondary education curricula in our country.
- Mbulaeni Mulaudzi (Posthumous): For his outstanding achievements as a track athlete and for his contribution to the advancement of athletics in South Africa.

#### The Order was bestowed in silver on:

- Darius Mfana Dhlomo: For his excellent talent in various professional sporting codes. His tenacity, sheer talent and triumph in sport inspired generations of aspiring footballers and boxers who saw in him the epitome of excellence.
- Winnie Mahlangu: For her excellent contribution to the field of broadcasting and for keeping the listeners of Ukhozi FM, the largest radio station in the country, informed and entertained.
- Ramakgobola John Meko: For his excellent contribution to the development of jazz music in South Africa. He established a jazz music centre, The Music Academy, that contributed to the growth of the careers of many South African jazz musicians.
- Mbulelo Vizikhungo Mzamane (Posthumous): For his excellent contribution to the development of African literature and the upliftment of African languages on the global stage.

### Order of Luthuli

#### The Order was bestowed in bronze to:

- Kay Moonsamy: For his outstanding contribution to the fight for democracy and freedom in South Africa. As a trade unionist he was among the leading figures who actively fought the apartheid system.

#### The Order was bestowed in silver to:

- William Frankel: For his excellent contribution to the fight against apartheid. He played a significant role in raising funds for those detained by apartheid security forces and those charged under apartheid legislation.
- Johnson Malcomess Mgabela (Posthumous): For his exceptional contribution to the fight against oppression. He understood that human beings are naturally equal, and that the subjugation of one race by another must



be opposed at all costs.

- Petros Nyawose (Posthumous): For his excellent contribution to the fight against apartheid. He paid the ultimate price for his involvement in the liberation struggle in South Africa.
- Jabulile Nyawose (Posthumous): For her excellent contribution to the fight against apartheid. She also paid the ultimate price for her involvement in South Africa's struggle.
- Mohammed Tikly: For his excellent contribution to the fight against apartheid. He groomed many young freedom fighters while he was director of the Solomon Mahlangu Freedom College (SOMAFCO) during the days of exile.

### The Order of the Companions of OR Tambo

#### The order was bestowed in silver on:

- Gareth Evans (Australia): For his excellent contribution to and support of the Anti-Apartheid Movement. His exceptional leadership influenced the Australian public to provide scholarships for underprivileged South African students at home and in exile.
- Peter Hain (United Kingdom): For his excellent contribution to the fight against the injustices of apartheid and his unwavering support for the South African Liberation Movement.
- Ambassador Vladimir Kazimirov (Russia): For his excellent contribution to the recording of the plight of the majority in Southern African countries, especially South Africa, during the period of minority rule. His work remains a testimony to the deep injustices during apartheid.
- Gay McDougall (United States of America): For her excellent contribution to the fight against the injustices of apartheid. She mobilised policymakers in the United States in support of the struggle for freedom in South Africa and put to use her legal expertise for the defence of political prisoners in South Africa and Namibia.
- Lars Nordbo (Denmark): For his excellent contribution to the struggle for liberation and for his architectural skills that saw him build dormitory blocks in Mazimbu, Tanzania, which housed South African freedom fighters in exile. These blocks were later converted into a Tanzanian university.
- Ambassador Andrey Urnov (Russia): For his excellent contribution to the fight for the liberation of the people of South Africa.

- Tan Sri Dato' Sri Paduka Dr Lim Kok Wing (Malaysia): For his excellent and commendable contribution to the fight against apartheid and to education internationally, with a special focus on Southern Africa.

#### The order was bestowed in gold on:

- General Hashim Mbita (Tanzania): For his exceptional and gallant support of African Liberation Movements and his tireless efforts in ensuring that the struggle for freedom throughout the African continent bore fruit.
- Brian Mulroney (Canada): For his exceptional contribution to the liberation movement of South Africa. His steadfast support for the release of Nelson Mandela and for imposing sanctions on South Africa's apartheid regime led to a free, democratic, non-sexist and non-racial South Africa.

### Languages

South Africa is a multilingual country. The country's Constitution guarantees equal status to 11 official languages to cater for the country's diverse people and their cultures. These are: English, isiNdebele, isiXhosa, isiZulu, Afrikaans, Sepedi, Sesotho, Setswana, Siswati, Tshivenda and Xitsonga.

Other languages used in South Africa include the Khoi, Nama and San languages, Sign Language, Arabic, German, French, Greek, Gujarati, Hebrew, Hindi, Portuguese, Sanskrit, Tamil, Telegu and Urdu.

South Africa has various structures and institutions that support the preservation and development of languages.

### Role players

#### National Heritage Council

The NHC of South Africa is a statutory body that is responsible for the preservation of the country's heritage. Since its inception in February 2004, it has managed to place heritage as a priority for nation-building and national identity.

The NHC focuses on policy development for the sector to meet its transformation goals, enhance public awareness and education, and increase knowledge production in heritage subjects that were previously neglected. It also makes funding available to projects that present heritage as a socio-economic resource. A historic collection of African beads, known as the Broster Beadwork Collection and originates from the Eastern Cape, was declared a heritage property of South Africa. It was unveiled by the Minister of Arts and Culture in March 2016 at the Walter Sisulu University in Mthatha, Eastern Cape.

## South African Heritage Resources Agency

SAHRA is a statutory organisation established under the National Heritage Resources Act, 1999 (Act 25 of 1999), as the national administrative body responsible for the protection of South Africa's cultural heritage.

SAHRA provides for the identification, protection, conservation and promotion of South Africa's heritage for present and future generations. It established the National Heritage Resources Fund to provide financial assistance to approved bodies or individuals, for any project that contributes to the conservation and protection of South Africa's national heritage resources.

Conservation categories include:

- national heritage sites, registers, areas and objects
  - protected areas
  - structures of more than 60 years old
  - burial grounds and graves
  - fossils (palaeontology) and archaeology
  - rock art
  - sites relating to the history of slavery in South Africa
  - movable objects such as those recovered from the soil or waters of South Africa
  - discoveries that are associated with living heritage; ethnographic and decorative art; objects of scientific interest; books, documents, photographs, film material or sound recordings.
- SAHRA conserves buildings of historical or architectural value.

Heritage South Africa is a non-profit organisation that conserves South Africa's variety of architectural gems.

## South African Geographical Names Council (SAGNC)

The SAGNC advises the Minister of Arts and Culture on the transformation and standardisation of official geographical names in South Africa. The council has jurisdiction over all names of geographical features and entities falling within the territories over which the South African Government has sovereignty.

The renaming of geographical features is regarded as a form of symbolic reparation to address South Africa's past.

The declaration of the Broster Beadwork Collection means that it is part of the national estate and cannot be taken out of the country or sold without following the proper legal channels. An information booklet about the collection is available to the public through the website of the NHC. It is also available in isiXhosa.

The following principles are adhered to:

- each individual feature or entity should have only one official name
- the following types of geographical names would generally be avoided:
  - approved names of places elsewhere in South Africa
  - names of places in other countries and names of countries
  - names that are blasphemous, indecent, offensive, vulgar, unaesthetic or embarrassing
  - names that are discriminatory or derogatory
  - names that may be regarded as an advertisement for a particular product, service or firm
  - names of living people.

Geographical names committees have been established in all nine provinces.

## National Arts Council of South Africa

The NAC is a national agency mandated by the DAC with the responsibility of developing South Africa's creative industry by awarding grants to individuals and organisations in the arts. This is embedded in their mission to develop and promote excellence in the arts.

The NAC operates by inviting applicants to submit their project proposals and applications for bursaries once a year. An independent panel of experts in each of the seven arts disciplines adjudicates on each application and makes recommendations to council.

## Arts institutions

The following arts institutions contribute to a sustainable performing arts industry based on access, excellence, diversity and redress, and encourage the development of the full range of performing arts:

- State Theatre, Pretoria
- Playhouse Company, Durban
- ArtsCape, Cape Town
- Market Theatre, Johannesburg
- Performing Arts Centre of the Free State, Bloemfontein
- Windybrow Theatre, Johannesburg.

The institutions receive annual transfers from the DAC, but also generate revenue through entrance fees, donor assistance, sponsorships and rental income.

Performing Arts Institutions provide a platform for the artistic and cultural expression of artists and those interested in performing arts.

## Business and Arts South Africa (Basa)

BASA is an internationally recognised South African development agency with a suite of

integrated programmes implemented nationally and internationally. The agency encourages mutually beneficial partnerships between business and the arts, securing the future development of the arts sector in South Africa and contributing to corporate success through Shared Value.

BASA was founded in 1997 as a joint initiative of the DAC and the business sector as a public/private partnership.

BASA's mission is to ensure the relevance and sustainability of the arts in South Africa by providing expertise and developing partnerships between business and the arts.

### Arts and Culture Trust (ACT)

ACT is the oldest arts funding agency in democratic South Africa. Since 1994 it has advanced its position towards becoming a self-sustaining perpetual fund for the continued development of arts and culture.

It was established to develop and promote arts, culture and heritage, in general, by securing financial and other resources; and to promote the needs and the role of the sector in the public domain.

Due regard is given to ensuring a spread of projects across all the cultural and artistic disciplines, including arts administration, arts education, community art, festivals, heritage, craft, fine art, dance, music, theatre, literature, multidisciplinary and new media.

### Community art centres and other Cultural organisations

There are hundreds of community art centres in operation, varying from community-initiated to government-managed centres, in South Africa.

The centres operate at different levels, ranging from general socio-cultural promotion to advanced programmes and vocational training.

Some of these centres are located in, for example, craft centres, community halls and theatres.

Many art centres are functioning well and have made impressive contributions to local socio-economic development.

The DAC endorses and supports programmes in needy centres that are community-initiated or non-governmental.

### Bureau of Heraldry

The Bureau of Heraldry was founded in 1963 and is responsible for registering:

- coats of arms
- badges and other emblems such as flags, seals, medals and insignia of rank and offices

of order

- names and uniforms (colours) of associations and organisations, such as universities
- promoting national symbols.

### National Language Service (NLS)

The NLS is tasked with meeting the constitutional obligations of multilingualism by managing language diversity through language planning, human-language technologies and terminology projects. It also provides a translation and editing service in the official and foreign languages.

Through its bursary scheme, the department offers language-learning opportunities, as well as training in language practice.

The NLS promotes the use and equal status of all official languages. This entails the review of the national language policy, the development of language terminologies and human language technology, translation and publishing services in all official languages, and the awarding of bursaries.

### Pan South African Language Board

Parliament established the PanSALB to develop South Africa's 11 official languages, as well as the Khoi and the San languages and South African Sign Language, and to promote multilingualism by:

- creating the conditions for the development of and the equal use of all official languages
- fostering respect for and encouraging the use of other languages in the country
- encouraging the best use of the country's linguistic resources to enable South Africans to free themselves from all forms of linguistic discrimination, domination and division and to enable them to exercise appropriate, linguistic choices for their own well-being, and for national development.

To achieve this, the board has three structures:

- provincial language committees
- national language bodies
- national lexicographic units.

The PanSALB is mandated by law to investigate complaints about language-rights violations from any individual, organisation or institution.

It conducts hearings at which complainants and respondents are present, and depending on its findings may recommend steps to be taken by the department or institution concerned.

The PanSALB creates an environment that is conducive to developing, using and promoting all official languages, as well as the Khoi, Nama and San languages and South African Sign Language.

In 2015, the National Arts Council of South Africa dedicated additional funding of 31% towards women and 8% for people with disabilities.

## Programmes, projects and initiatives

### Public Art Development Programme (PADP)

The PADP is a work stream of the Mzansi Golden Economy Strategy (MGE). It is implemented in partnership with other levels of government, agencies and civil society. The PADP is implemented to strengthen and grow the arts, culture and heritage sector, with particular emphasis on giving the youth, women, children and persons with disabilities the opportunity to participate and benefit from the PADP.

The objectives of the PADP include:

- To create decent work for artists, designers, researchers, storytellers, crafters, performance artists and a range of other workers that are involved in the realisation and presentation of public artworks.
- To attract investment and economic activity to particular locations, including the rural areas.

### Mzansi Golden Economy Strategy

The MGE supports creative industries by developing strategies, implementing sector development programmes, supporting projects and providing training.

As part of the national target of creating five million jobs within the next 10 years, the DAC launched the MGE in 2011, which was expected to create more than 150 000 work opportunities between 2012 and 2017.

The strategy involves a number of arts and culture job-creation programmes. These include the Public Art Programme, where youth will receive art classes, after which the department will employ them in their respective communities to beautify the environment through art.

About 3 000 full-time art facilitators will be deployed in schools throughout the country to facilitate the initiative. Along with the establishment of an Art Bank, this is expected to create 10 000 new work opportunities over the next three years.

In 2015/16, the focus of the MGE incorporated major new initiatives including launching creative arts incubators to nurture entrepreneurs and produce local content facilitated by a dedicated venture capital fund.

The following three incubators were launched in 2015.

- Casterbridge Academy in Mpumalanga
- The PACOFS incubator in the Free State
- The Artscape in the Western Cape.

The total number of individuals incubated during the period of 2015/16 was 408.

These incubator programmes are supported by the Art Bank of South Africa.

## Festivals

Arts and cultural festivals abound in South Africa, offering something for every taste – from prickly pears, peaches, “witblits”, asparagus and cherries, to various music forms, dance, arts, science, books and whales.

Many of these have become annual events, growing in popularity and attendance numbers.

- Aardklop, held annually in Potchefstroom, North West, is inherently Afrikaans, but universal in character. The festival provides a platform for the creativity and talent of local artists.
- Arts Alive International Festival in Newtown, Johannesburg provides the best in homegrown and overseas entertainment in September.
- The Cape Town International Jazz Festival features international and African artists. It also features photographic and art exhibitions.
- The Dance Umbrella is a festival of contemporary choreography and dance, presenting work ranging from community-based dance troupes to international companies.
- The Klein Karoo Nasionale Kunstefees, known as the KKNK, a vibrant festival for the performing arts, is held annually in Oudtshoorn and presentations include drama, cabaret, and contemporary and classical music.
- The Mangaung African Cultural Festival (MACUFE) in Bloemfontein in the Free State is one of the biggest cultural tourism events in southern Africa. This 10-day festival showcases the cream of African and international talent.
- The National Arts Festival, held annually in July in Grahamstown in the Eastern Cape, is one of the largest and most diverse arts gatherings in Africa.
- Oppikoppi Bushveld Bash near Northam in North West offers live performances by rock, alternative and blues bands, both local and from abroad.
- The Splashy Fen Music Festival near Underberg in KwaZulu-Natal offers a variety of mainstream and alternative rock and pop music.
- Standard Bank Joy of Jazz is Johannesburg’s biggest annual jazz festival, with local and

international artists performing at different venues across the city.

- Up the Creek is a popular music festival on the banks of the Breede River near Swellendam in the Western Cape.

Other festivals that attract visitors at both national and international level are: Innibos in Nelspruit, Mpumalanga; Taung Cultural Calabash in North West; the Awesome Africa Music Festival in Durban, KwaZulu-Natal; the Windybrow Theatre Festival in Johannesburg; and the Hilton Arts Festival in KwaZulu-Natal.

The inaugural Mandela International Film Festival took place in Nelson Mandela Bay in December 2015. The festival aims to celebrate and stimulate a brave new world of film-making, and is dedicated to improving both the craft and business of film.

## Theatre

South Africa has a prolific theatre scene with more than 100 active spaces around the country offering everything from indigenous drama, music, dance, cabaret and satire to West End and Broadway hits, classical opera and ballet. South African theatre tends to be very interactive, with actors sometimes directly addressing audiences.

The country has a long and rich history of storytelling, from the oral narratives and shamanistic dances of the San, to the fables told around the fire by South Africa's indigenous peoples, to the modern and youthful productions of today.

South African theatre came into its own during the apartheid years, partly due to the cultural boycott of the country by British and American actors. Without any external influences, South African theatre flourished with its own unique and local feel, particularly the protest theatre of the 1970s and 1980s.

But the formal South African theatre tradition dates back as far back as the 1830s, when Andrew Geddes Bains's *Kaatje Kekkelbek*, or *Life Among the Hottentots*, was performed in 1838 by the Grahamstown Amateur Company.

Over the years, playwrights such as Athol Fugard and Gibson Kente would form the backbone of South African theatre. And through

their plays, actors such as John Kani and Winston Ntshona became a few of the early participants of a form of theatre that sought to challenge the apartheid system and question racial attitudes of the time.

With mainstream venues like the National Theatre barring black people from creative participation, the Market Theatre in Johannesburg and The Space in Cape Town were just two of many theatres established to give black artists a stage and multiracial audience. Theatre venues were desegregated in 1978.

Some of the more well-known venues include the Market Theatre, Jo'burg Theatre and Soweto Theatre in Johannesburg; the Baxter and Artscape theatres in Cape Town; and the Playhouse in Durban.

Many of the casinos and malls in South Africa are also home to theatres. The Montecasino Theatre and Studio has hosted major productions such as *Dream Girls* and *Phantom of the Opera*.

There are also multitudes of festivals that take place across the country. The most well-known is the Grahamstown National Arts Festival which is the biggest annual celebration of the arts on the African continent. Over the years, the festival has showcased some of South Africa's best-performing arts talent, including up-and-coming artists. It has also spawned a multitude of similar festivals such as the Klein Karoo Nasionale Kunstefees in Oudshoorn.

## Music

Music is one of the key cultural industries identified in the *Cultural Industrial Growth Strategy Report*, and government has committed itself to harnessing its potential. Local music accounts for a third of all the music bought by South Africans.

Township jazz and blues, especially the *kwêla* music of the forties and fifties, are being redefined; the country also has a rich choral tradition, and pop and rock musicians have made their mark internationally.

Even techno-rave and house music have found their own variations in local culture. Kwaito and hip-hop are very popular, combining elements of rap, reggae and other musical styles into a distinctly South African style. Kwaai Jazz is also gaining momentum.

In addition to its cultural value, music plays an important economic role in the country, generating significant copyright revenue.

The Taking South African Music to the World Programme is aimed at improving export

More than R1,5 million was set aside for the Bokgabo Dikolong visual arts and photography competition. This was implemented jointly with the Department of Basic Education and is open to all South African learners. A further R600 000 was set aside for the national South African School Choral Eisteddfod.



opportunities for South African music.

The DAC funds a number of musical ensembles directly and indirectly, through the NAC. In May 2016, the SABC committed itself to playing 90% local music across the 18 radio stations. This followed extensive engagements with some music representatives.

### Moshito Music Conference and Exhibition

The DAC hosts the annual Moshito Conference and Exhibition, a key music event on the African continent that promotes collaboration among interested parties from both the private and public sectors.

The event is designed to provide opportunities for business networking; information exchange; music-business education; promotion and product development for national music producers, performers, individuals and entities providing support services; as well as to strengthen business opportunities for the music industry and related media.

### Mangaung African Cultural Festival

The DAC, in partnership with the Free State Department of Sports, Arts, Culture and Recreation, hosted the MACUFE Festival from 2 to 11 October 2015 in Mangaung, Free State.

In its 18th year of existence MACUFE dazzled its patrons with action-packed entertainment from artists such as Tamia and Dave Koz from the USA as well as Sierra Maestra from Cuba and Kunle from Nigeria.

South African performers, including Victor Kgantlape, Mafikizolo, Tshepo Tshola, Letta Mbulu, Caiphus Semanya, Unathi and The Soil, also featured prominently at the festival.

The MACUFE Gospel Concert comprised performances by Sfiso Ncwane, Benjamin Dube, Teboho, Umsingizane, Thoko and Sechaba who were joined by other gospel artists.

The mission of MACUFE is to showcase the best local and international African artists in various disciplines, providing a quality professional service through an extensive and structured marketing campaign.

### South African Music Awards (SAMAs)

The 21st annual SAMAs ceremony was held at Sun City, North West, in April 2015. The winners were:

- **Album of the Year:** Beatenberg, *The Hanging Gardens of Beatenberg*.
- **Duo or Group of the Year:** Beatenberg, *The*

*Hanging Gardens of Beatenberg*.

- **Female Artist of the Year:** Bucie, *Princess of House* (Easy to Love).
- **Male Artist of the Year:** AKA, *Levels*.
- **Newcomer of the Year:** Cassper Nyovest, *Tsholofelo*.
- **Best Rock Album:** aKing, *Morning After*.
- **Best Pop Album:** Beatenberg, *The Hanging Gardens of Beatenberg*.
- **Best Pop Album (Afrikaans):** Riana Nel, *Die Regte Tyd*.
- **Best Adult Contemporary Album:** Joe Nie- mand, *Back Again*.
- **Best Adult Contemporary Album (Afri- kaans):** Dewald Wasserfall, *Ek en Jy*.
- **Best African Adult Album:** Maleh, *You Make My Heart Go*.
- **Best Alternative Album:** Bittereinder, *Skerm*.
- **Best R&B/Soul/Reggae Album:** Afrotraction, *For The Lovers*.
- **Best Rap Album:** K.O., *Skhanda Republic*.
- **Best Kwaito Album:** Professor, *University of Kalawa Jazmee since 1994*.
- **Best Dance Album:** Black Motion, *Fortune Teller*.
- **Best Traditional Faith Music Album:** S'fiso Ncwane, *Bayede Baba*.
- **Best Contemporary Faith Music Album:** Loyiso Bala, *Power Love Sound*.
- **Best Traditional Music Album:** Botlhale Boi- kanyo, *Spoken Word & Music*.
- **Best Maskandi Album:** Thokozani Langa, *Igama Lami*.
- **Best Jazz Album:** McCoy Mrubata, *Brasskap Sessions Vol. 2*.
- **Best Classical and/or Instrumental Album:** Wouter Kellerman, *Winds of Samsara*.
- **Best Live DVD:** Robin Kohl for *First Decade by Lira*.
- **Best Collaboration:** K.O. ft. Kid X, *Caracara*.
- **Best Music Video of the Year:** Ryan Kruger (director), *Let the Night In by Prime Circle*.
- **Best Producer of the Year:** Wouter Keller- man and Ricky Kej for *Winds of Samsara* by Wouter Kellerman.
- **Best Engineer of the Year:** Brian O'Shea, Crighton Goodwill and Maruis Poplanet for *Johnny Apple* by Johnny Apple.
- **Remix of the Year:** DJ Sbu and Robbie Mal- inga, *Indlela Yam* by DJ Sbu and Mojalefa Thebe.

- **Special awards:** KIA Record of the Year: K.O, featuring kid X, *Caracara*.
- **Best Selling Album:** Riana Nel.
- **Lifetime Achievement awards:** M'du Masilela, Mandla Mofokeng (Spikiri) and Zim Ngqawana.
- **International Achievement Award:** Wouter Kellerman.
- **Best Selling DVD:** Joyous SA, *Vol. 18 One Purpose*.
- **Best Selling Mobile Music Download:** Beatenberg and DJ Clock.
- **Best Selling Ring-Back Tone:** *Pluto*, DJ Clock ft Beatenberg.
- **Best Selling Full-Track Download:** *Pluto*, DJ Clock ft Beatenberg.
- **South African Music Performance Rights Association Award Highest Airplay of the Year:** *Pluto*, DJ Clock ft Beatenberg.
- **Best Song of the Year:** Osaziwayo (Iphupho).
- **Best Female Artist:** Buselaphi (Gabi Gabi).
- **Best Afro Soul:** Choko (Lerato).
- **Best Poet:** Phindile "the poet" (Divine purpose).
- **Best African Jazz Song:** Quincy K (Motswana gorileng).
- **Best Indigenous Comedian:** Tsoro
- **Best Newcomer Artist:** Bahubhe (Impundulu).
- **Best Mbaqanga Album:** Sandile Khwela (Uvalo).
- **Best Isicathamiya Album:** Royal Messengers (Sakhisizwe).
- **Best Traditional Dance Group:** Kopano ke Matla Traditional Group.
- **Best Praise Singer:** David Leshomo (Molodi wa setso).
- **Best Reggae Album:** Judah of the next generation (Let thy kingdom come).

### South African Traditional Music Achievement (SATMA) Awards

Launched in 2005, the SATMA Awards are aimed at promoting, preserving, uplifting, developing, honouring and awarding traditional musicians across racial and ethnic backgrounds.

The 10th SATMA Awards ceremony was held on 3 October 2015 in Richards Bay, KwaZulu-Natal and the winners were:

- **Best Sepedi Album:** Mponi (Dula le nna).
- **Best Tshivenda Album:** April Ramufhi (Vhavenda vhalale).
- **Best Xitsonga Album:** Joe Shirimani (Ni Heleketeni).
- **Best isiNdebele Album:** Smangele (Ihlonipho)
- **Best isiXhosa Album:** Butho Vuthela (Emasimini kuyaphilwa Vol. 1).
- **Best Setswana Album:** Diragammu Cultural Group (Mahikeng).
- **Best Sesotho Album:** Phoka le Moketa (Lipoocho tsa Borhabela).
- **Best Siswati Album:** Make Shelangubo (Ngjilele Ebaleni).
- **Best Indian Album:** Flash Entertainers (Nagara touch and chutney hits).
- **Best Boeremusiek Album:** Hans Bothma (Langarm Boerejol).
- **Best Maskandi Album:** Amageza Amahle (Ithende lemicimbi).
- **Best Vernacular Hip-Hop Album:** Zakwe

### Dance

Dancing is part of the African way of life and has become a prime means of artistic expression, with dance companies expanding and exploring new territory.

Contemporary work ranges from normal preconceptions of movement and performance art or performance theatre to the completely unconventional.

Added to this is the African experience, which includes traditional dance inspired by wedding ceremonies, battles, rituals and the trifles of everyday life.

An informal but highly versatile performance venue in Johannesburg, The Dance Factory, provides a permanent platform for a variety of dance and movement groups.

The University of the Witwatersrand (Wits) Theatre is another popular dance venue.

### Dance Umbrella

The Dance Umbrella is an annual platform for South African contemporary dance at which new choreographic creations are presented. It is an open platform encompassing performances by youth and community groups, the efforts of young choreographers and commissioned works from professionals. The Dance Umbrella 2015 ran from 26 February to 15 March and offered a once-in-a-lifetime opportunity to discover, experience and enjoy contemporary dance on all levels.

New local and international works took over

the city with dance.

A highlight of the 2015 festival was the strong focus on female choreographers. Since Dance Umbrella's inception, male choreographers have dominated the contemporary dance scene but this has shifted over the past years.

The Dance Umbrella 2015 focused on, and celebrated both the established and the young up-and-coming female choreographers who will share the programme with their male counterparts. In 2015 the Dance Umbrella celebrated 26 years.

## Visual arts

South Africa has a rich variety of visual art, with influences ranging from pre-historic, ancient and indigenous art to western, Asian and contemporary art.

Art galleries, ranging from small privately owned commercial galleries, to major regional galleries such as the South African National Gallery in Cape Town, the Durban Art Gallery in KwaZulu-Natal, the Johannesburg Art Gallery in Gauteng and King George VI Gallery in Port Elizabeth in the Eastern Cape, showcase collections of indigenous, historical and contemporary works.

Educational institutions also play an important role in acquiring works of national interest.

## Rock art

There are many traces of ancient cultures that existed in southern Africa in the distant past. Experts estimate that there are 250 000 rock-art sites south of the Zambezi.

The San people left a priceless and unique collection of Stone Age paintings and engravings in the region, which also represents the largest collection of its kind in the world.

Rock engravings are scattered on flat rock surfaces and boulders throughout the interior. The artworks depict mainly hunter-gatherers and their relationship with the animal world and historical events, as well as their interaction with and observation of newcomers encroaching upon their living space.

Indigenous people with spears and Nguni cattle, Khoikhoi fat-tailed sheep, European settlers on horseback with rifles and wagons, and ships and soldiers in uniform were captured in surprising detail.

Immortalised visions of the artists' spiritual world can also be found on the sandstone canvases.

These depict complex symbols and metaphors to illustrate the supernatural powers and potency

they received from nature.

The oldest dated rock art in South Africa, an engraved stone, some 10 200 years, was discovered in a living floor at the Wonderwerk Cave near Kuruman in the Northern Cape.

The oldest painted stones (around 6 400 years) were recovered at Boomplaas Cave in the Cango Valley near Oudtshoorn.

Three painted stones were also found at the Klasies River caves, which yielded the second-oldest painted stone, dating back some 3 900 years.

The DAC supports a number of projects, including a rock-heritage project in Clanwilliam in the Western Cape.

In July 2014, millions of pieces of tools made by humankind's ancestors (possibly the *Homo heidelbergensis* species) were uncovered at Kathu in the Northern Cape. The site is between 700 000 and a million years old and used to be a huge workshop to produce tools. The findings were published in the technical magazine, *PLoS One*, by the universities of Cape Town and Toronto (Canada) and the McGregor Museum in Kimberley. The hominid species produced tools and equipment at the site for 20 000 to 30 000 years generation after generation.

## Photography

With its scenic beauty, abundant wildlife, diversity of cultures and rich historical heritage, South Africa is a photographer's paradise.

Many South African photographers have been acclaimed for their work, which features in coffee table books, documentaries, local and international exhibitions, magazines and newspapers.

Famous South African photographers include Kevin Carter, Ernest Cole, Alf Kumalo, Peter Magubane, Jürgen Schadeberg, Austin Stevens, Greg Marinovich, Andrew Tshabangu, Sam Nzima and James Oatway.

In June 2016, Peter Magubane launched a book titled *June 16: 40th Anniversary Edition* in Johannesburg. It is a pictorial account of the events that took place on 16 June 1976 - a fateful day that marked a significant change in the discourse of South Africa's push for liberation. The foreword of the book was written by Struggle veteran Winnie Madikizela-Mandela.

A number of photographers from the state of emergency era partnered with the McGregor Museum and the Nelson Mandela Foundation to honour photographers who played a fundamental role in the liberation.

This museum is home an exhibition which tells

forgotten stories and highlights South Africa's heritage.

## Architecture

South Africa has a rich architectural heritage, reflecting contributions from all the cultural groups in the country. Through the centuries, a unique trend has developed in South Africa's architectural style, which has been referred to as an innovative marriage of traditions.

This is evident in the variety of architectural structures found all over the country, ranging from humble dwellings, historical homesteads and public buildings, to modern, commercial buildings reflecting state-of-the-art technology and designs that match the best in the world.

Schools of architecture exist within various South African universities, including the universities of Pretoria, Cape Town, the Free State, KwaZulu-Natal, the Witwatersrand and the Nelson Mandela Metropolitan University.

## Crafts

A high level of skill is brought to the production of work that has long been a part of African society, and has found new commercial outlets.

South African beadwork, once the insignia of tribal royalty, has found a huge range of applications, from the creation of coverings for everything such as bottles and matchboxes, to the reproduction of the red AIDS ribbon using Zulu beadwork known as Zulu love letters.

With workplaces ranging from the pavements and markets of the big cities to dwellings in deep rural areas, South Africans produce a remarkable range of arts and crafts, including various forms of traditional artwork and innovative new products.

There are also several important collections of African art in South Africa, such as the Standard Bank collection at the Gertrude Posel Gallery at Wits University, in Johannesburg. The Durban Art Gallery houses works of historical and anthropological significance.

These range from jewellery, tableware, home decorations, embroidery and key rings to skilfully crafted wooden engravings and wirework sculptures. In addition to the standard materials such as beads, grass, leather, fabric and clay, many other mediums are also used, including telephone wire, plastic bags, empty cans, bottle tops and even food tin labels, to create brightly coloured paper mâché bowls.

Shops, markets and collectors dealing in African crafts provide much-needed employment and income to communities.

Fugitive's Drift in KwaZulu-Natal, offers a large variety of skilfully crafted basketry; the Northern Cape Schmidtsdrift community of displaced San people produces paintings influenced by ancient rock art; and the Madi a Thavha Art Gallery in the Soutpansberg region of the Limpopo produces and sells a range of arts and crafts created by the local Venda and Tsonga communities, including beautiful beadwork, sculptures, ceramics and jewellery.

South African folk art is also making inroads into Western-style "high art".

The Ndebele tradition of house-painting, part of the widespread African practice of painting or decorating the exteriors of homes, burgeoned amazingly with the advent of commercial paints.

It also gave rise to artists such as Esther Mahlangu, who has put her adaptations of the distinctive, highly coloured geometric Ndebele designs on everything from cars to aeroplanes.

## Design

The Design Indaba Conference 2016 took place from 17 to 19 February 2016 in Cape Town and was broadcast live to broadcast live to six Southern African cities.

It was the first time that the annual Design Indaba festival was held at the Artscape Theatre having had been held at the Cape Town International Convention Centre for over a decade.

The festival comprised a varied programme of creative talks, exhibits, films and music.

## Literature

South Africa has a rich and diverse literary history, with realism, until relatively recently, dominating works of fiction.

Fiction has been written in all of South Africa's 11 official languages – with a large body of work in Afrikaans and English. This overview focuses primarily on English fiction, though it also touches on major poetic developments.

The local literature sector has become globally competitive and the country's writers continue to command respect throughout the world.

Well-known South African writers include Nobel Prize winners JM Coetzee and Nadine Gordimer, Gcina Mhlope, Phaswane Mpe, Es'kia Mphahlele, Wally Serote, Athol Fugard, Herman Charles Bosman, Sir Percy Fitzpatrick, Breyten Breytenbach, Dalene Matthee, Alan Paton, Olive Schreiner, Andre P Brink and Njabulo Ndebele.

The current generation of writers are also making their mark on the world stage, with writers such as Zakes Mda, Niq Mhlongo and the

late Kabelo K Sello Duiker, who have had their novels translated into languages such as Dutch, German and Spanish; and Deon Meyer, whose work has attracted worldwide critical acclaim and a growing international fan base. Originally written in Afrikaans, Meyer's books have been translated into 25 languages, including English, French, German, Dutch, Italian, Spanish, Danish, Norwegian, Swedish, Russian, Finnish, Czech, Romanian, Slovakian, Bulgarian, Japanese and Polish.

Well-known poets include Keorapetse William Kgosisile, Joseph Mbuyiseni Mtshali, Roy Campbell, Sheila Cussons, Jakob Daniël du Toit (better known as Totius), Elisabeth Eybers, Ingrid Jonker, Antjie Krog, Thomas Pringle, NP van Wyk Louw and Eugène Marais.

The new pop culture in poetry, often referred to as "spoken-word poetry", is one of the most celebrated art forms in the country and beyond. Poets such as Lesego Rampolokeng, Lebogang Mashile, Kgafela oa Magogodi, Blaq Pearl, Jessica Mbangeni and Mark Manaka are household names in the genre. Regular platforms have been created to give these poets opportunities to hone their skills.

The Publishing Association of South Africa is committed to creativity, literacy, the free flow of ideas and encouraging a culture of reading.

In September 2015, National Book Week was launched at Emoyeni Estate in Johannesburg. The campaign ran from 7 to 13 September 2015 and it is an annual premier platform through which government, the book sector, media and civil society establish dynamic partnerships for the promotion of the culture of reading.

National Book Week is an initiative of the DAC in association with the SABDC. The campaign featured a number of reading activities for the young and old including a bus full of activities that travelled throughout the country. Activities included storytelling, a toy library, poetry, workshops and a mascot called Funda Bala who distributed books to children.

The DAC supports the Baobab Literary Journal with the purpose of providing a regular publishing platform for budding writers to appear alongside seasoned ones. This publication includes contributors from various countries across the African continent and the Diaspora.

The department continues to support the Time of the Writer and the Poetry Africa festivals, held annually in Durban. These festivals also deliver developmental workshops for young emerging writers, a schools programme and an initiative with the Department of Correctional Services

to promote writing among inmates. WordFest, a literary component of the Grahamstown Arts Festival, focuses on promoting literature in indigenous languages. Also popular are the Johannesburg and Franschhoek literary festivals.

There is an English Literary Museum in Grahamstown and an Afrikaans Museum in Bloemfontein. The Centre for African Literary Studies at the University of KwaZulu-Natal is home to the Bernth Lindfors Collection of African literature.

The centre's mission is to promote a culture of reading, writing and publishing in all local languages, and easy access to books for all South Africans.

### South African Literary Awards (SALA)

The SALA were held Tshwane Events Centre, Tshwane, Gauteng, in November 2015 and the winners were:

- **First-time Published Author Award:** Carol Campbell.
- **Sello Duiker Memorial Literary Award:** Zukiswa Wanner.
- **Creative Non-Fiction Award:** Edwin Cameron.
- **Lifetime Achievement Literary Award:** Achmat Dangor and Antjie Krog.
- **Poetry Award:** Mangaliso Buzani, Charli-Pierre Naude, Bishop MT Makobe.
- **Nadine Gordimer Short Story Award:** Abraham H de Vries.
- **Literary Journalism Award:** Michele Magwood.
- **Posthumous Literary Award:** RRR Dhlomo, HIE Dhlomo.
- **Literary Translators Award:** Karen Press.
- **Chairperson's Award:** Prof Peter Mtuze.

### Film

The first-ever newsreel was shot in South Africa during the Anglo-Boer/South African War, which ended in 1902. The weekly newsreel ran for more than 60 years. Film production began in 1916, when IW Schlesinger set up Killarney Studios in Johannesburg.

The studio produced 42 movies between 1916 and 1922. Access to international markets became limited in the 1920s, and it was only in the 1950s that the market picked up again, when Afrikaans filmmakers developed an interest in the industry.

In the 1980s, South Africa gave foreign companies the opportunity to film movies in the country by giving them tax breaks.



The South African film industry contributes R3,5 billion annually to the country's GDP, while providing employment for more than 25 000 people.

The South African government offers a package of incentives to promote its film production industry.

The incentives comprise the Foreign Film and Television Production incentive to attract foreign-based film productions to shoot on location in South Africa, and the South African Film and Television Production and Co-production incentive, which aims to assist local film producers in producing local content.

South Africa's first co-production treaty was signed with Canada in 1997, followed by Germany, Italy, the UK, France, Australia and New Zealand.

The three largest film distributors in South Africa are Ster-Kinekor, United International Pictures and Nu-Metro. Ster-Kinekor has a specialised art circuit, called Cinema Nouveau, with theatres in Johannesburg, Cape Town, Durban and Pretoria.

Film festivals include the Durban International Film Festival; the North West Film Festival; the Apollo Film Festival in Victoria West; the Three Continents Film Festival (specialising in African, South American and Asian films); the Soweto Film Festival; and the Encounters Documentary Festival, which alternates between Cape Town and Johannesburg.

### National Film and Video Foundation

The NFVF is an agency of the DAC that was created to ensure the equitable growth of South Africa's film and video industry. The NFVF provides funding for the development, production, marketing and distribution of films and also the training and development of filmmakers. In addition, the NFVF commissions research and produces industry statistics that provide both the public and stakeholders with valuable insights into the South African film industry.

In March 2015, the Eco Kids Film Initiative screened many short films that were entered, and sourced locally and abroad over the course of seven days for children in Cape Town between the ages of three and 17.

In March 2016, the foundation released its Box Office Report for the period of January to December 2015.

The 2015 gross box office saw a growth of 36%, even though there was a price hike on cinema tickets by exhibitors.

Box office revenues were R1,198 billion in 2015. This was due to popular releases of films such as *Fast & Furious 7*, which was the top earner grossing R89,9 million, *Star Wars* was the second highest grossing film taking R51,5 million for the eight weeks it was on circuit. *Minions*, which grossed R50 million in 12 weeks, was amongst the top earning films.

A total of 22 local films were released with a box office earning of R69,2 million which accounted for 6% of gross box office.

The top three local films were *Schuks! Pay Back the Money*, which grossed R17,6 million, *Ballade vir 'n Enkeling* grossed over R9 million and *Moorivier* made R7,2 million.

Comedy was the highest grossing genre with earnings of R28 million. The drama genre earned R22 million, and the romance genre made R13 million.

Multilingual films were the most popular accounting for 14 titles released and the accounted for 65% of the gross.

South Africa has become steadily more popular in recent years as an international filming location. Some international feature films that were shot on location in South Africa and released in local cinemas include:

- *Avengers: Age of Ultron* was one of the most anticipated titles which had a few scenes shot in the Johannesburg inner city and Sandton.
- *Mad Max Fury Road* another moderate hit at the box office had scenes shot at the Cape Town film studios.

A number of local films were well received by the international audience. Local Afrikaans film *Die Windpomp* (The Windmill) won the Audience Award for Best Foreign Film at the 2015 Long Beach International Film Festival in New York, competing against over 50 internationally acclaimed films.

*Thina Sobabili* won the coveted Audience Choice Award at the Pan African Film Festival 2015, which took place in Los Angeles.

*Miners Shot Down* won Best Documentary at the International Emmy Awards.

*Necktie Youth*, a local drama, won both the best South African feature award and the international jury award for best director at the Durban International Film Festival.

### South African Film and Television Awards (SAFTAs)

The SAFTAs, also known as the Golden Horn Awards, were held in March 2016 in Johannesburg.

The ceremony was hosted by Minnie Dlamini

and Katlego Maboe who walked away with the Best Presenter Award for a second year in a row. Nomhle Nkonyeni received the Lifetime Achievement Award and in the new category, Special Recognition Awards were handed to Rhulani Baloyi and the UGU Film Festival for their contribution to provincial development.

The winners were:

- **Best Achievement by a Supporting Actor in a TV Comedy:** Bongani Madondo (*Kota Life Crisis: Season 2*).
- **Best Achievement by a Supporting Actress in a TV Comedy:** Linda Sebezo (Gauteng Maboneng).
- **Best Achievement by a Lead Actor in a TV Comedy:** Mandla Gaduka (*Gauteng Maboneng*).
- **Best Achievement by a Lead Actress in a TV Comedy:** Robyn Scott (*Those Who Can't*).
- **Best Achievement in Directing in a TV Comedy:** Krijay Govender, Joshua Rous, Segomotso Keorapetse (*Ga Re Dumele: Season 4*).
- **Best TV Comedy:** Both Worlds (*ZA News: Puppet Nation*).
- **Best Achievement by a Supporting Actor in a TV Drama:** Deon Lotz (*When We Were Black: Season 2*).
- **Best Achievement by a Supporting Actress in a TV Drama:** Charmaine Mtinta (*Matatiele*).
- **Best Achievement by a Lead Actor in a TV Drama:** Siyabonga Radebe (*Saints and Sinners: Season 1*).
- **Best Achievement by a Lead Actress in a TV Drama:** Ntathi Moshesh (*Saints and Sinners: Season 1*).
- **Best Achievement in Directing in a TV Drama:** Rolisizwe Nikiwe, Zuko Nodada (*Matatiele*).
- **Best TV Drama:** Quizzical Pictures (Umlilo).
- **Best TV Presenter Non-Fiction:** Variety: Katlego Maboe for Expresso Morning Show.
- **Best Achievement by a Supporting Actor in a TV Soap:** Samson Kumalo (Isibaya: Season 3).
- **Best Achievement by a Supporting Actress in a TV Soap:** Maggie Benedict (Ashes to Ashes).
- **Best Achievement by a Lead Actor in a TV Soap:** Vusi Kunene (Isibaya).
- **Best Achievement by a Lead Actress in a TV Soap:** Leeanda Reddy (Isidingo).

- **Best Achievement in Directing in a TV Soap:** Eric Mogale, Siyabonga Mkhize, Heather Cooke (Rhythm City).
- **Best TV Soap:** Quizzical Pictures (Rhythm City).
- **Most Popular TV Soap:** *Skeem Saam*.
- **Special Recognition Award for Contribution to Persons with Disabilities:** Rhulani Baloyi.
- **Special Recognition award for Contribution to Provincial Development:** UGU Film Festival.
- **Best Student Film:** Jabu (The Animation School).
- **Best Achievement by a Supporting Actor in a Feature Film:** Marius Weyers (Dis Ek, Anna).
- **Best Achievement by a Supporting Actress in a Feature Film:** Tina Jaxa (While You Weren't Looking).
- **Best Achievement by a Lead Actor in a Feature Film:** Mduduzi Mabaso (For Love and Broken Bones).
- **Best Achievement by a Lead Actress in a Feature Film:** Fulu Mughovani (Ayanda).
- **Best Achievement in Directing in a Feature Film:** Sara Blecher (Dis Ek, Anna).
- **Best Feature Film:** Palama Productions (Dis Ek, Anna).

## Museums

Museums are the windows to the natural and cultural heritage of a country. South Africa can justifiably be called the "museum country of Africa", with the earliest of its museums dating back to the first half of the 19th century.

There are more than 300 museums in South Africa. They range from museums of geology, history, the biological sciences and the arts, to mining, agriculture, forestry and many other disciplines.

Visitors can find exhibits, both conventional and eccentric, on every conceivable topic – from beer to beadwork, from fashion to food.

New additions are those reflecting the apartheid era, and commemorating those who fought and died for the cause of establishing a democratic country.

Most of the country's national museums are declared cultural institutions and fall under the overall jurisdiction of the DAC.

They receive an annual subsidy from the department, but function autonomously.

The following officially declared heritage institutions depend on annual transfers from the DAC:

- Northern Flagship Institutions, Pretoria
- Freedom Park, Pretoria
- Iziko Museum, Cape Town
- Natal Museum, Pietermaritzburg
- Bloemfontein National Museum
- Afrikaans Language Museum, Paarl
- The National English Literary Museum, Grahamstown
- Msunduzi/Voortrekker Museum, Pietermaritzburg
- War Museum of the Boer Republics, Bloemfontein
- Robben Island Museum, Cape Town
- William Humphreys Art Gallery, Kimberley
- Luthuli Museum, KwaDukuza
- Nelson Mandela Museum, Mthatha.

The following museums report to the Minister of Arts and Culture:

- Ditsong museums of South Africa
- Iziko museums, Cape Town
- Natal Museum, Pietermaritzburg
- National Museum, Bloemfontein
- Language Museum, Paarl
- National English Literary Museum, Grahamstown
- Msunduzi/Voortrekker Museum, Pietermaritzburg
- War Museum of the Boer Republics, Bloemfontein
- Robben Island Museum, Cape Town
- William Humphreys Art Gallery, Kimberley
- Engelenburg House Art Collection, Pretoria
- Nelson Mandela Museum, Mthatha
- Luthuli Museum, KwaDukuza.

The Ditsong museums of South Africa comprise the National Cultural History Museum, Kruger House, Tswaing Meteorite Crater, Willem Prinsloo Agricultural Museum, Pioneer Museum, Sammy Marks Museum the Coert Steynberg Museum, the Transvaal Museum and the South African National Museum of Military History in Johannesburg.

The Iziko museums of Cape Town comprise the South African Museum, the South African Cultural History Museum and its satellite museums, the South African National Gallery, the William Fehr Collection and the Michaelis Collection.

The Robben Island Museum was established as a national monument and museum, and declared South Africa's first world heritage site in 1999. Guided tours are offered to historical sites on the island, including the cell in which former

President Mandela was imprisoned.

In April 2009, the DAC declared Freedom Park, Pretoria, a cultural institution under the Cultural Institutions Act of 1998.

The *//hapo* museum at the historic Freedom Park was officially unveiled in April 2013.

The museum, which is situated at the top of Salvokop in Pretoria, will also serve as a monument to the mighty legacy of South Africa's first democratically elected President, Nelson Mandela.

*//hapo* is a Khoi word which means "a dream." The museum will help the country define the history, in holistic terms, from the early wars of dispossession such as the Khoikhoi-Dutch war in the 1500s; the arrival of Jan van Riebeeck in the Cape in 1652; the Third War of Dispossession between the Khoisan and colonial authorities in the 1800s; and the South African War, previously known as the Anglo-Boer War, to the anti-apartheid struggle – all of which form part of the freedom history and define the freedom South Africans enjoy today. The museum is the result of nationwide consultative processes that solicited advice from youth, intellectuals, academics, artistic communities, women's groups, traditional leaders and healers and faith-based organisations.

It is a product of South Africans from all walks of life and is in every shape and form a community's dream.

Other elements include a vast wall commemorating those who paid the ultimate price for freedom, an eternal flame paying tribute to the unknown and unsung heroes and heroines, a gallery dedicated to the legends of humanity, a symbolic resting place for those who have died and the story of southern Africa's 3,6 billion years of history.

Other museums administered by central government departments or research councils are the:

- Museum of the Council for Geoscience (Pretoria)
- Theiler Veterinary Science Museum at Onderstepoort (Pretoria)
- South African Air Force Museum at Swartkop Air Force Base (Pretoria) with its satellites in Cape Town, Port Elizabeth and Durban
- museum of the Department of Correctional Services (Pretoria).

The best-known natural history collections in South Africa are housed in the Iziko museums, the Ditsong museums of South Africa, the National Museum and the KwaZulu-Natal Museum.

The following natural history museums do not fall under the DAC, but work closely with the national heritage institutions:

- McGregor Museum, Kimberley
- East London Museum
- South African Institute for Aquatic Biodiversity, Grahamstown
- Port Elizabeth Museum
- Durban Museum of Natural History.

The best-known cultural history collections are housed in the Iziko and the Ditsong museums, as well as the Durban Local History Museum and Museum Africa in Johannesburg.

The South African National Gallery in Cape Town and the William Humphreys Art Gallery in Kimberley report to the DAC.

The South African Cultural History Museum (Slave Lodge) in Cape Town houses the oldest cultural history collection in the country.

The South African Museum (Cape Town) showcases the natural history of South Africa, and relics of the early human inhabitants of the subcontinent.

The huge Whale Hall houses possibly the most impressive of all its exhibitions. This is the only collection in South Africa with a planetarium attached to it.

The Transvaal Museum in Pretoria houses the skull of Mrs Ples, a 2,5-million-year-old hominid fossil, and depicts the origin and development of life in South Africa, from the most primitive unicellular form of life to the emergence of mammals and the first human beings.

It has an impressive collection of early human fossils and houses some of the largest herpetological and ornithological collections in southern Africa.

The Tswaing Meteorite Crater, situated to the north-west of Pretoria, combines a museum with a cultural-development initiative.

The National Cultural History Museum in Pretoria is a centre for the preservation and promotion of the culture and heritage of all South Africans.

It explores cultural diversity and commonalities, links the present and the past to offer a better understanding of both, and nurtures the living cultures of all South Africans.

Mining is best represented by the De Beers Museum at the Big Hole in Kimberley, where visitors can view the biggest hole ever made by man with pick and shovel.

It includes an open-air museum, which houses many buildings dating back to the era of the diamond diggings.

Another important mining museum is at

Pilgrim's Rest, Mpumalanga, where the first economically viable gold field was discovered. The entire village has been conserved and restored.

Agriculture in South Africa is depicted mainly in two museums. These are Kleinplasië in Worcester, Western Cape, which showcases the wine culture and characteristic architecture of the winelands; and the Willem Prinsloo Agricultural Museum between Pretoria and Bronkhorstspuit, in Gauteng.

This museum comprises two "house" museums and runs educational programmes based on its extensive collection of early farming implements, vehicles of yesteryear and indigenous farm animals.

The Absa Museum and archives in Johannesburg preserve the banking group's more than 110 years of history. The museum also houses a unique and very valuable coin and banknote collection.

The Apartheid Museum in Johannesburg offers a realistic view of the political situation in South Africa during the apartheid years.

Exhibitions in the museum include audiovisual footage recorded during the apartheid era.

The Red Location Museum in Port Elizabeth highlights the struggle against apartheid and has won several international awards.

A common type of museum in South Africa is the "house" museum. Examples include an entire village nucleus in Stellenbosch; the mansion of the millionaire industrialist Sammy Marks; the Kruger House Museum, the residence of Paul Kruger, former President of the Zuid-Afrikaansche Republiek; and Melrose House, where the Peace Treaty of Vereeniging that ended the Second Anglo-Boer/South African War (1899 to 1902) was signed, around the massive dining table, on 31 May 1902, in Pretoria.

Simpler variations include the Pioneer Museum and 1848 house in Silverton, Pretoria; and the Diepkloof Farm Museum featuring a farmhouse dating back to the 1850s, at Suikerbosrand near Heidelberg, in Gauteng.

There are several open-air museums that showcase the black cultures of the country, for example, Tsonga Kraal near Letsitele, Limpopo; the Ndebele Museum in Middelburg, Mpumalanga; the Bakone Malapa Museum in Polokwane, Limpopo; and the South Sotho Museum in Witsieshoek, Free State.

The South African Museum for Military History in Johannesburg reflects the military history of the country, while the War Museum

in Bloemfontein depicts the Anglo-Boer/South African War, in particular.

The famous battlefields of KwaZulu-Natal, the Northern Cape and North West are also worth a visit.

On 18 May, the world celebrates International Museum Day which is coordinated by the International Council of Museums. The event highlights a specific theme that changes every year and that is at the heart of the international museum community's preoccupations.

The theme of International Museum Day 2015 was "Museums for a Sustainable Society". The theme recognised the role of museums in raising public awareness about the need for a society that is less wasteful, more cooperative and uses resources in a way that respects living systems. In 2015, more than 35 000 museums participated in the event in some 145 countries.

## Archives

The archives of governmental bodies are transferred to archive repositories after 20 years, and are accessible to the public and to the office of origin.

The National Archives in Pretoria includes the National Film, Video and Sound Archives (NFVSA).

Its primary functions are to obtain and preserve films, videotapes and sound recordings of archival value, and to make these available for research and reference purposes.

The archives of central government are preserved in the National Archives' repository in Pretoria.

The nine provinces run their archiving services independently from the National Archives.

The retrieval of information from archives is facilitated by the National Automated Archival Information System, which can be found at [www.national.archives.gov.za](http://www.national.archives.gov.za).

It includes national registers of manuscripts, photographs and audiovisual material.

The National Archives is responsible for collecting non-public records with enduring value of national significance.

The National Archives also renders a regulatory records-management service with regard to current records in governmental bodies, aimed at promoting efficient, transparent and accountable administration.

In so doing, it is obliged to pay special attention to aspects of the nation's experience neglected by archives of the past.

The Oral History Programme seeks to build

the National Archives' capacity to document the spoken word, and fill the gaps in the archives of previously disadvantaged communities.

The automated National Register of Oral Sources is an important element of the programme.

The National Oral History Association, which was established in 2006, hosts annual oral history conferences.

The National Archives' outreach programme promotes the use of its facilities and functions. Archives are taken to the people of South Africa through coordinated national and provincial archive services.

The National Archives is also responsible for ensuring effective, transparent and accountable management of all public records.

The Convention for a Democratic South Africa and the multiparty South African collections have been nominated and provisionally registered for the UN Educational, Scientific and Cultural Organisation (UNESCO) Memory of the World International Register.

This is part of South Africa's contribution to the documented collective memory of the peoples of the world.

## Library and information services (LIS)

South Africa's growing LIS sector includes the NLSA, a statutory body; the South African Library for the Blind (SALB); Blind South Africa (Blind SA); public/community libraries; special libraries; government libraries; and higher education libraries.

### National Library of South Africa

The NLSA was established after the merger of the former State Library in Pretoria and the former South African Library in Cape Town, and includes a specialist unit, the Centre for the Book in Cape Town.

The NLSA in Pretoria has seating capacity for 1 300 library users.

The NLSA offers free Internet access to users in Cape Town and Pretoria.

The Centre for the Book promotes the culture of reading, writing and publishing in all official languages of South Africa.

The NLSA is a custodian and provider of the nation's knowledge resources. It is mandated to collect and preserve intellectual documentary heritage material and make it accessible worldwide.

Its collections contain a wealth of information sources, including rare manuscripts, books,



periodicals, government publications, foreign official publications, maps, technical reports, and special interest material, including Africana and newspapers.

The functions of the NLSA are to:

- build a complete collection of published documents emanating from or relating to South Africa
- maintain and preserve these collections
- provide access to them through bibliographic, reference, information and interlending services
- promote information awareness and literacy.

In terms of the Legal Deposit Act, 1997 (Act 54 of 1997), the NLSA receives two copies of each book, periodical, newspaper, map, manuscript material or other publication that is published in South Africa in any medium, whether print or electronic.

The Bookkeeper Mass De-Acidification has been installed at the NLSA in Pretoria to treat books and archival non-book material to extend the useful life of paper collections.

The NLSA is also able to offer moderate services to local libraries, archives and museums.

The NLSA is a link between the LIS sector and heritage sector. It will influence a social cohesive nation by providing free and equitable access to knowledge and information resources, with a theme: "A reading nation is a thriving nation."

### Library and Information Association of South Africa

Libraries have always played a role in education, whether school, academic, public or special libraries.

Where there are not enough school libraries, public libraries are largely bridging the gap.

The concept of lifelong learning is one embodied in all libraries, especially public and community libraries.

That any person, young or old, rich or poor, employed or unemployed, can walk into a library and find information (in both electronic and traditional formats) to educate and enrich themselves, is one of the major benefits of libraries.

National Library Week was held from 14 to 21 March 2015 and the theme was "Connect @ Your Library" based on the premise that libraries connect people to each other, to knowledge and information, to print and electronic resources, to technology and to professional support.

### National Council for Library and Information Services (NCLIS)

The NCLIS is an advisory council that advises the ministers of arts and culture, of basic education and of higher education and training on matters relating to LIS to support and stimulate the socio-economic, educational, cultural, recreational, scientific research, technological and information development of all communities in the country.

The council is broadly representative and councillors are appointed for their expertise and experience in the field of LIS.

Members serve on the council for a renewable term of three years.

Some important policy matters include the development of the Library and Information Services Transformation Charter, which aligns the role of libraries with the vision and strategic framework of government; the training of librarians; and the funding of the sector.

### Legal Deposit Committee (New Members July 2016)

The Legal Deposit Committee was appointed in terms of the Legal Deposit Act of 1997, which is administered by the DAC.

The committee members serve on the committee for a renewable term of three years.

The mandate of the Act includes:

- providing for the preservation of the national documentary heritage through the legal deposit of published documents
  - ensuring the preservation and cataloguing of, and access to, published documents emanating from, or adapted for, South Africa
  - providing for access to government information.
- The core functions of the Legal Deposit Committee include:
- advising the Minister on any matter dealt with in this Act
  - making recommendations to the Minister concerning any regulations which the Minister may make under this Act
  - coordinating the tasks carried out by the places of legal deposit
  - advising any place of legal deposit regarding any matter dealt with in this Act.

The places of legal deposit are: the NLSA; the Library of Parliament in Cape Town; the Mangaung Public Library in Bloemfontein; the Msunduzi/Voortrekker Municipal Library in Pietermaritzburg; and the NFVSA in Pretoria.

The Act also provides for the establishment of official publications depositories (OPDs), namely the Constitutional Court Library in Johannesburg;

Phuthaditjhaba Public Library in the Free State; the North West Provincial Library, Information and Archives Service; and the Mpumalanga Library Services.

### South African Library for the Blind

The SALB is a statutory organisation located in Grahamstown in the Eastern Cape. Its purpose is to provide, free of charge as far as is reasonably possible, a national LIS to serve blind and print-handicapped readers in South Africa.

It is partly state-funded and depends for the remainder of its financial needs on funds from the private sector and the general public.

The SALB also produces documents in special media such as Braille, audio and tactile formats. It develops standards for the production of such documents and researches production methods and technology in the appropriate fields.

It also acquires, manufactures and disseminates the technology people with visual disabilities use to read. The SALB has five broad objectives, namely to significantly contribute towards:

- helping to build a nation of readers
- assisting the organised blind community
- improving the lives of individuals with print disabilities by meeting their information needs
- helping the state to discharge its cultural mandate, and its obligations to blind and visually impaired people
- assisting Africa's development by providing advice, expertise and documents in accessible formats for blind people and the institutions that serve their information needs.

The SALB has a membership of about 3 655 people, an audio and Braille collection of more than 25 600 books, and an annual circulation of 133 222 books in Braille or audio format.

To make library services more accessible, the SALB partners 82 public libraries providing accessible reading material and assisting devices.

### Blind SA

Blind SA is an organisation of the blind, governed by the blind, and is located in Johannesburg.

It provides services for blind and partially sighted individuals to uplift and empower them by publishing books, magazines and other documents in Braille. Blind SA provides:

- study bursaries for blind and partially sighted students
- interest-free loans (for adaptive equipment)
- information (including free Braille magazines)
- assistance in finding sustainable employment

- advocacy (to act as a pressure group for disability rights)
- Braille publications at affordable prices in all the official languages
- free Braille training (newly blind people or previously disadvantaged blind people)
- free orientation and mobility training (newly blind people or previously disadvantaged blind people).

### International relations

The DAC's participation in various activities in the international cultural arena helps to identify, promote and exploit mutually beneficial partnerships for social and economic development in South Africa.

Together with the African Union (AU) and the New Partnership for Africa's Development, South Africa has embarked on the road to restoring, preserving and protecting its African heritage.

The department ensures that South African talent takes its rightful place on the global stage, and uses arts and culture as a tool for economic self-liberation.

Bilateral agreements have been signed with France, the UK, China, Cuba, India, New Zealand and many more.

South Africa ratified the Convention on the Promotion and Protection of Cultural Diversity in 2006, becoming the 35th member country to do so.

In the area of international cooperation on cultural development, the DAC is committed to promoting the African Agenda.

The DAC continues to encourage and support initiatives to promote South African artists on the world stage.

### Indigenous music and oral history

The International Library of African Music (ILAM), attached to the Music Department at Rhodes University, is the largest repository of African music in the world. Founded in 1954 by ethnomusicologist Hugh Tracy, ILAM is devoted to the study of music and oral arts in Africa. It preserves thousands of historical recordings, going back to 1929, and supports contemporary fieldwork.

The DAC has entered into partnerships with the universities of Venda, Fort Hare and Zululand to conduct research into indigenous music and instruments, as well as identifying and collecting all aspects of intangible cultural heritage in their provinces.

The department and the African Cultural Heritage Fund promote indigenous music

by hosting regional, provincial and national indigenous dance and music competitions.

On 4 July 2015, the ILAM hosted Celebrating African Music, a festive concert marking ILAM's 60th anniversary, at the Transnet Great Hall in Grahamstown, Eastern Cape.

### **African World Heritage Fund (AWHF)**

The AWHF provides financial and technical support for the conservation and protection of Africa's natural and cultural heritage of outstanding universal value.

The fund was established as a result of work undertaken by African member states of UNESCO, with the objective of developing an ongoing strategy to deal with the challenges that most African countries have in implementing the World Heritage Convention. The AWHF is the first regional funding initiative within the framework of the UNESCO World Heritage Convention.

The AWHF strives towards the effective conservation and protection of Africa's natural and cultural heritage. AWHF is aimed at AU member states that signed the 1972 UNESCO World Heritage Convention in support of these goals.

In April 2016, the AWHF and UNESCO collaborated to host the first regional Youth Forum for World Heritage in the Africa region as well as an international conference on Conservation of African World Heritage properties and Sustainable Development.







*South Africa Yearbook 2015/16*

# **Communications**



South Africa's combined information and communications technology (ICT) and general communication between government and citizens as well as between citizens and the private sector is governed by three bodies:

- The Department of Communications (DoC)
- Government Communication and Information System (GCIS)
- The Department of Telecommunications and Postal Services (DTPS).

## Department of Communications

The reorganisation of some national departments in May 2014 included a reconstituted Ministry of Communications, which is responsible for the overarching communications policy and strategy, information dissemination and publicity, and the branding of the country abroad.

The DoC comprises the following entities: Brand South Africa (Brand SA); the Film and Publication Board (FPB); the Independent Communications Authority of South Africa (ICASA), the Media Development and Diversity Agency (MDDA) and the South African Broadcasting Corporation (SABC).

The vision of the DoC of providing vibrant and sustainable communication services for an informed citizenry and a positive image of South Africa supports its mission of creating an enabling environment for the provision of inclusive communication services to all South Africans in a manner that promotes socio-economic development and investment through broadcasting, new media, print media and new technologies, and brand the country locally and internationally.

The DoC is spearheading the process of migrating broadcasting signals from analogue to digital. South Africa's national digital network coverage comprises digital terrestrial television (DTT) transmission coverage of 84% of the population with the remaining 16% to be covered by satellite network.

DTT is a reliable and cost-efficient means to distribute linear TV content and has many advantages over the analogue broadcasting system. One of its major advantages for communities is that it clears the analogue spectrum for the delivery of broadband mobile Internet and Wi-fi services.

To view digital TV signals on an ordinary analogue TV set, consumers will need a set-top box (STB).

Government will provide about five million financially disadvantaged TV-owning households with free STBs.

In October 2015, the Minister of Communi-

cations, Ms Faith Muthambi, took the first households registration process for STBs to the Square Kilometre Array community of Keimoes, Kai Igarib Municipality, in the Northern Cape.

The Analogue Switch-Off Event was scheduled to take place in Carnarvon, Northern Cape in October 2016.

Together with the GCIS, the DoC has implemented transformation interventions to overhaul the broader communications industry.

In May 2016, the Department of Trade and Industry republished the Marketing, Advertising and Communication (MAC CHARTER) Sector Code concluding 15 years of negotiations.

This paves the way for the implementation of the MAC Sector Council, which will monitor the ambitious transformation targets necessary to ensure more participation by women and youth.

To give effect to these targets, the DoC has also entered into a memorandum of understanding with the State-Owned Entities Communicators Association representing the marketing divisions of government entities.

Marketing and advertising communication reaches over 50 million South Africans every day.

## DoC legislation

The department is responsible for the administration and implementation of the following legislation:

- Films and Publications Act, 1996 (Act 65 of 1996)
- Broadcasting Act, 1999 (Act 4 of 1999)
- MDDA Act, 2002 (Act 14 of 2002)
- ICASA Act, 2000 (Act 13 of 2000)
- Electronic Communications and Transactions Act, 2002 (Act 25 of 2002)
- The Electronic Communications Act, 2005 (Act 36 of 2005).

## DoC entities

### Brand SA

Brand SA develops and implements a proactive and coordinated international marketing and communication strategy for South Africa to contribute to job creation and poverty reduction; and to attract inward investment, trade and tourism.

The new slogan, "South Africa: Inspiring New Ways", represents the next phase of the country's development, where South Africa has moved from possibility to delivery, and is now an important regional power.

Internationally, Brand SA lobbies and networks extensively among global opinion leaders to shift perceptions about the country and the continent.

Being a member of the Brazil-Russia-India-China-South Africa (BRICS) trade bloc, for example, provides a platform to engage and influence perceptions.

Brand SA also regularly brings groups of international journalists to the country to interact with government and business representatives, experience local life and culture, and learn about the country's latest technological developments.

### Film and Publication Board

The FPB assists the public to make informed choices about whether a particular film is appropriate by displaying guidelines that identify classifiable elements such as strong language, violence, sex, nudity, drug abuse, blasphemy and religious prejudice.

The Film and Publications Act, 1996 (Act 3 of 1996) recognises the right of adults to freedom of expression, except with respect to child pornography, and requires the board to intervene where there is a risk of harm to children.

The board spearheads a national anti-child-pornography campaign to educate learners about ways to avoid victimisation. Child-pornography websites can be reported by calling the board's toll-free number 0800 148 148.

### Independent Communications Authority of South Africa

ICASA was established in July 2000 as a merger of the telecommunications regulator, the South African Telecommunications Regulatory Authority and the Independent Broadcasting Authority.

The ICASA Amendment Act, 2014 (Act 2 of 2014) also provided for the incorporation of the Postal Regulator into ICASA. It also increased ICASA's council complement from seven to nine councillors.

ICASA is responsible for regulating the telecommunications, broadcasting and postal industries in the public interest and ensure affordable services of a high quality for all South Africans. ICASA also issues licences to telecommunications and broadcasting service providers, enforces compliance with rules and regulations, protects consumers from unfair business practices and poor quality services, hears and decides on disputes and complaints brought against licensees and controls and manages the effective use of radio frequency spectrum.

ICASA is a Chapter 9 institution in terms of the South African Constitution and is an entity of the DoC.

ICASA's functions include:

- licensing broadcasters, signal distributors and

providers of telecommunications and postal services

- making regulations
- imposing licence conditions
- planning, assigning, controlling, enforcing and managing the frequency spectrum
- ensuring international and regional cooperation
- ensuring the efficient allocation of numbers
- ensuring interoperability of networks
- receiving and resolving complaints.

### Media Development and Diversity Agency

The MDDA promotes media development and diversity to ensure that all citizens can access information in a language of their choice; and to transform media access, ownership and control patterns in South Africa.

It was established in terms of the MDDA Act of 2002.

The agency functions independently from and at arm's length of its funders, and political-party and commercial interests. This arrangement enables government, the media industry and donors to work together to address the legacy of imbalances in media access.

Its mandate includes:

- creating an enabling environment for media development and diversity which reflects the needs and aspirations of all South Africans
- redressing exclusion and marginalisation of disadvantaged communities and persons from access to the media and the media industry
- promoting media development and diversity by providing support primarily to community and small commercial media projects
- encouraging ownership and control of, and access to, media by historically disadvantaged communities as well as by historically diminished indigenous language and cultural groups
- encouraging the development of human resources and training, and capacity-building, within the media industry, especially among historically disadvantaged groups
- encouraging the channelling of resources to the community media and small commercial media sectors
- raising public awareness with regard to media development and diversity issues.

### South African Broadcasting Corporation

The SABC is the country's only public service broadcaster. An Act of Parliament established the SABC in August 1936. At its inception, the SABC only had one English radio station. In 1976, it launched the country's then first and only

television channel.

The SABC is made up of 18 radio stations, which cater for the country's 11 official languages, as well as the iXun and Khwe language, and four television channels, which include a 24-hour news channel.

The SABC, which is governed by the Broadcasting Act, 1999 (as amended), has developed editorial policies which guide and give direction to the corporation's public broadcasting mandate and licence conditions, as set by ICASA and the provisions of the Broadcasting Act, 1999.

The organisation's vision, "Broadcast for Total Citizen Empowerment", propels it in fulfilling its public-service mandate as a broadcaster. The SABC's television platforms continually perform well, with audience ratings seeing its programming belong to the top 19 of 20 programmes across all broadcasters. The SABC's radio stable was no different, with eight out of the top 10 radio stations in the country belonging to it.

As part of its corporate plan, the SABC has set itself three key strategic pillars for the next three years. These are:

- stabilising the corporation as a going concern in compliance with the Government Guarantee
- rebuilding the corporation by re-aligning its operating model with the imperatives of the digital broadcasting environment
- creating a sustainable public-service broadcaster for the future.

## Government Communication and Information System

The GCIS mandate is to serve as the central communications agency of government leading the reconstruction and development of post-apartheid South Africa. The GCIS mobilises the nation behind the National Development Plan (NDP), showcases progress and invites South Africans to work together to address challenges is critical to the achievement of Vision 2030.

The GCIS is responsible for informing all citizens of South Africa about government's work and how they can participate in governance and consolidating the country's democracy.

The GCIS has a responsibility to act in the interest of all South Africans, without discrimination and to communicate effectively in all official languages and reach all communities in urban, peri-urban and rural areas.

The GCIS reaches millions of South Africans through different platforms, which include publications, the news media, radio, television and *izimbizo*.

Cabinet directed the department to reposition

the Thusong Service Centres programme to widen government access.

Repositioning means the department, working with partner departments, will have to look at the possibility of identifying the suitable structure, platforms and partnerships to effectively fulfil the mandate of the programme, which is not only limited to information.

The GCIS continues to enhance existing communication platforms and products, and initiate new ones to ensure that targeted audiences and communities receive relevant information through various means.

It is also establishing partnerships with strategic stakeholders within the three spheres of government, and within broader society, to achieve more.

The GCIS supports municipalities in their communication, with preference given to municipalities that are part of the Local Government Turnaround Strategy, to close the gap between municipalities and communities, which sometimes contributes to the factors behind protests in some communities.

The department has a mandate to ensure that government's vision and policies are clearly understood in the public service. The GCIS coordinates the Internal Communicators' Forum, to ensure messages disseminated across the various channels and outlets managed by departments are coherent.

Communicating government information is not the primary business of the public media. *Vuk'uzenzele*, a free national government newspaper, continues to gain traction among its target audience.

*Vuk'uzenzele* is the only newspaper in the country available in Braille and all official languages. The online version of the newspaper is due for further enhancement and improved usability.

*SAnews.gov.za* produces hard news and human-interest features, and carries many exciting pictures, video content on *YouTube*. It is also available on *Facebook* and *Twitter*.

The government news agency has become more popular with the public and it will continue to be marketed to the broader public as a complement to South Africa's rapidly diversifying news and information mix. It has also entered into mutual-cooperation agreements with various foreign news agencies.

The GCIS, through its media-buying operation, continues to support the financial viability of a diverse community media sector, by placing over R38 million in advertising in the community press, radio and television.

## Department of Telecommunications and Postal Services

The mandate of the DTPS is to create a vibrant ICT sector that ensures that all South Africans have access to robust, reliable, affordable and secure ICT services in order to advance socio-economic development goals and support the Africa agenda and contribute to building a better world.

The core functions of the DTPS include developing ICT policies and legislation; and ensuring the development of robust, reliable, secure and affordable ICT infrastructure that supports and enables the provision of a multiplicity of applications and services to meet the needs of the country and its people.

The six state-owned enterprises under the DTPS are the South African Post Office (SAPO), Sentech; National Electronic Media Institute of South Africa (NEMISA); Universal Service and Access Agency of South Africa (USAASA); Telkom; .za.Domain Name Authority (ZADNA); Broadband Infracore and State Information Technology Agency (SITA).

The department's objectives are in line with the country's NDP, which recommends developing a coordinated and enabling ICT strategy and a plan that cuts across government departments and sectors to improve e-literacy, and provide clarity on the roles and functions of the state to prevent unintended policy outcomes.

The plan also calls for a full policy review on the ICT sector, which has not been done since 1995. The department has therefore prioritised the following key policy initiatives:

- ICT Policy Review – a comprehensive review of policies for telecommunications, postal services, broadcasting and information technology.
- The Electronic Communications Amendment Bill – is important for ensuring the sector's continued dynamism.
- National Broadband Policy: the broadband master plan that will ensure that the roles and responsibilities of key stakeholders in the sector are clearly defined.
- National Integrated ICT White Paper, which provides possible policy options and approaches of how the country can participate in the digital economy - from rolling out the modern communications networks, to skills development revolution and to exploiting opportunities presented by the Internet economy. These policy options support open access networks that eliminate the uneconomic duplication of infrastructure to facilitate services-based competition as opposed

to the current infrastructure based competition. They also seek to facilitate the entry of previously excluded black players in the sector and facilitate greater and fairer competition.

The *National Integrated ICT White Paper* replaces the separate White Papers on Telecommunications (1996) and Postal Services (1998). It responds to the development of technology including convergence, digitisation, the increasing use of the Internet, and how South Africans communicate, work and interact with Government.

The policy is a strategic instrument to implement what is envisaged by the National Development Plan as it introduces a range of interventions to ensure everyone in South Africa, irrespective where they live or their socio-economic status can access the benefits of participating in the digital society.

The White Paper lays the foundation for realising the NDP vision for the ICT sector to create "a seamless information infrastructure by 2030 that will underpin a dynamic and connected vibrant information society and a knowledge economy that is more inclusive, equitable and prosperous". The policy is expected to be approved by Cabinet in the 2016/17 financial year.

The department has the following key priorities:

- Schools Connectivity
- Community Radio
- Rural Development

South Africa Connect, the National Broadband Policy, and the associated strategy and plan, give expression to South Africa's vision in the NDP of "a seamless information infrastructure by 2030 that will underpin a dynamic and connected vibrant information society and a knowledge economy that is more inclusive, equitable and prosperous".

In this regard, the department contributes to government's Outcome 6, which focuses on the development of an efficient, competitive, and responsive economic infrastructure network.

In the 2015/16 financial year, the DTPS planned to provide connectivity to 1 296 identified government institutions through the implementation of Phase 1 of the Digital Development Plan

### Budget

The DTPS's final allocation for the 2015/16 financial year amounted to R1.405 billion and was made up of the baseline allocation of R1.413 billion and an adjustment of minus R10 million.

The adjusted allocation includes additional R1.9 million for higher personnel remuneration and the decrease of R10 million under goods

and services which was transferred to the new DoC as a result of a transfer of function.

The spending for the 2015/16 financial year amounted to R1.300 billion (92.5 %) from the adjusted budget of R1.405 billion and the underspending is R105.2 million. The spending rate is 5% less than the 2014/15 financial year's expenditure.

The underspending is mainly due to the delay in filling vacant positions and the implementation of the South Africa Connect Broadband project. The implementation of the project was delayed as the department was exploring various options to implement the decision by the February 2015 Cabinet Lekgotla to designate Telkom as the Lead Agency for Broadband roll-out.

Cabinet Lekgotla re-iterated its decision to designate Telkom as the Lead Agency during its July 2015 meeting and requested the department to conduct a value for money analysis and present the outcome to Cabinet also outlining the legal processes to be followed to effect the appointment.

## Legislation

The Electronic Communications Act of 2005 allows the Minister of Telecommunications and Postal Services to draft policies in order to fulfil South Africa's obligations under bilateral, multilateral, and international treaties and conventions; set guidelines for the determination of certain licence fees by ICASA; promote universal service and electronic communications services in underserved areas; promote the participation of small business in the ICT sector; and enhance the capacity of and exercise oversight of state owned enterprises.

In addition to the Electronic Communications Act of 2005, the department's mandate is derived from the following legislation:

- Electronic Communications and Transactions Act, 2002
- Sentech Act, 1996 (Act 63 of 1996)
- Postal Services Act, 1998 (Act 124 of 1998)
- SAPO SOC Ltd Act, 2002 (Act 22 of 2011)
- South African Postbank Limited Act, 2010 (Act 9 of 2010)
- State Information Technology Agency Act, 1998 (Act 88 of 1998)
- Broadband Infracore Act, 2007 (Act 33 of 2007).

## DTPS entities

### South African Post Office

SAPO is a Schedule 2 Public Entity in terms of the Public Finance Management Act, 1999 (PFMA). It is a government business enterprise established to provide postal and related services

to the public, and derives its mandate from the SAPO SOC Ltd Act, 2011 and the South African Postbank Limited Act, 2010.

The Postal Services Act of 1998 grants it an exclusive mandate to conduct postal services. This Act makes provision for the regulation of postal services and operational functions of the postal company, including universal service obligations and the financial services activities of Postbank.

The entity's strategic goals are to:

- maintain good corporate governance principles
- remain customer centric by providing quality services
- invest in employees by building capacity and implementing transformation programmes
- attain financial sustainability while delivering on government's social mandate
- provide affordable postal and related services that meet the needs of customers
- remain environmentally conscious by promoting green practices
- provide a secure, efficient and integrated infrastructure for better responses to its stakeholders
- continue the corporatisation of Postbank and the upgrading of its banking systems.

Post offices have become important service-delivery centres, offering South Africans a convenient place to accept and deliver cash-on-delivery items, which is a very important service in rural communities where some people shop from catalogues.

In addition, more than a million South Africans walk through the doors of post offices near where they live to access their social grants.

Post offices also offer services that include enabling South Africans to renew their vehicle registration, and pay their municipal accounts and television licences.

Over the medium term, the SAPO plans to focus on continuing to provide access to postal and related services, and increasing the number of addresses to allow wider access to postal and financial services in under-served areas.

The organisation expects to roll out 1,5 million community addresses over the medium term to allow both new communities and existing communities without street or postal addresses to receive mail. It also plans to maintain 2 050 points of presence (which include post offices, mobile units and retail 577 postal agencies) by 2018/19 to meet government's social mandate.

To allow the organisation to attract funding and improve revenue, R650 million has been allocated in 2016/17 for the recapitalisation of



the Post Office.

In addition, the organisation has been tasked with managing the distribution of set-top boxes and antennae for the broadcasting digital migration project, and receives an additional R480 million from the DTPS over the medium term for this. The USAASA was also expected to contribute an additional R146 million.

### Sentech

Sentech Limited is a state-owned enterprise established in terms of the Sentech Act, 1996 and is listed as a schedule 3B public entity in terms of the PFMA of 1999. The company is mandated to provide broadcasting signal distribution for broadcasting licensees, with a particular focus on accelerating the implementation of government ICT interventions within the framework of the NDP and the strategic integrated project for expanding access to communication technology.

The entity's strategic goals over the medium term were to:

- align its strategic roadmap with shareholder programmes to enable the development of open access government participation in the communications industry through infrastructure-based investment
- continue working to support and realise government's ICT vision and goals, including innovation in broadcasting and media services, and content management and distribution
- create solutions that enhance the customer experience and are in line with government's mandate of access to communication services for all citizens
- repackage social responsibility interventions and create community social investment ICT programmes that improve lives, create value and are sustainable.

Sentech derives commercial revenue from terrestrial television services, terrestrial FM and AM radio services, satellite linking, facility rentals and the sale of satellite decoders.

### National Electronic Media Institute of South Africa

By mid-2016, NEMISA, a state-owned entity, was in the process of being incorporated into the Ikamva National e-Skills Institute (INeSI). The new organisation involves the integration of three entities: NEMISA, INeSI and the Institute for Satellite and Software Applications.

The merger was initiated to address the overlap, duplication and gaps in e-skills development within and between government departments, the education sector, business

and civil society. The INeSI is aimed at developing the local e-skills required by South Africa's ICT sector, and it will also develop ICT-user skills by training people how to use electronic devices, how to use the Internet, and how to access public services online.

NEMISA began as a non-profit institute of education formed as part of a government initiative in 1998, in response to the *White Paper on Broadcasting Policy*.

The institute's main purpose was to train previously disadvantaged individuals, particularly women, to equip them with the necessary skills to play significant roles in the constantly changing broadcasting environment.

Hands-on training include in electronic media, namely national certificates in Radio Production L5; 2D and 3D Animation L5 and Technical and Vocational Education and Training (TVET) Level 4 in Film and Television Production and Design Foundation.

The Media Information and Communication Technologies Sector and Training Authority Seta accredit all courses.

### Universal Service and Access Agency of South Africa

USAASA is a state-owned entity established in terms of the Electronic Communications and Transactions Act, 2002 with a mandate of promoting the goal of universal access and universal services by ensuring that ICTs are available, accessible and affordable to all citizens of South Africa.

The agency is charged with managing the Universal Service and Access Fund (USAF), which is used to fulfil universal access obligations in underserved areas.

Through USAF, the agency has played a pivotal role in the deployment of broadband infrastructure and access services with broadband projects having been successfully rolled-out in the following underserved areas.

USAASA continues to support the NDP, Medium Term Strategic Framework and South Africa Connect goals by facilitating the deployment of broadband and connecting educational institutions, primary healthcare facilities and other government institutions through USAF.

By 2017, existing broadband network connections are to be maintained in 127 schools, 93 clinics and 38 traditional ICT centres in compliance with Section 88 of the Electronic Communications and Transactions Act, 2002. Broadband projects are also to be initiated and completed in two local municipal areas of the

OR Tambo District in the Eastern Cape.

By facilitating the roll-out of broadband connections in underserved areas and connecting educational and primary healthcare institutions the agency is bringing South Africa one step closer to achieving its national targets of 100% broadband penetration by 2020; and deployment of a full range of government, educational, and informational services by 2030.

### **.za Domain Name Authority**

ZADNA is a not-for-profit company that manages and regulates the .za namespace. It is accountable to the DTSP, but does not receive government funding, which means it is exempt from complying with the PFMA, 1999.

The ZA Central Registry, through ZADNA's guidance and the African Union (AU) Commission, has made significant progress in its application for the right to establish and operate an Africa Internet namespace for the benefit of Africa.

ZADNA has also ensured that Cape Town, Durban and Johannesburg are not left behind in the Internet revolution, which will bring about new website addresses such as hotels.capetown, tourism.durban and business.johannesburg.

The ZA Central Registry, formerly known as UniForum SA, was established as a non-profit organisation in 1988 by a group of end users, developers, and vendors. It was assigned the responsibility of administering the co.za domain name space in 1995, three years after the first co.za domain name was registered.

The World Wide Web started to take off globally, and the number of co.za domain name registrations rose rapidly. In 1995, the co.za zone contained in the region of 400 entries. Today there are 1,1 million domains.

According to the ZA Central Registry, co.za ranks as a medium to large zone and within the top 30 registries worldwide in terms of size.

### **Telkom**

Telkom is Africa's largest integrated communications company, providing integrated communications solutions to nine different countries across Africa. The organisational structure comprises three major business units: Telkom South Africa, Telkom International and Telkom Data Centre Operations.

It is listed on the Johannesburg Stock Exchange Ltd and majority-owned by the DoC. Telkom was the country's only fixed-line operator until 2006, when the country's second fixed-line operator, Neotel, began its operations.

According to PwC, Telkom will continue to

dominate the fixed broadband market in South Africa, with DSL subscriptions forecast to reach 1,66 million by the end of 2018. Total fixed broadband subscriptions in South Africa are forecast to number 2,06 million by the end of 2018.

### **Broadband Infraco**

Broadband Infraco sells high-capacity long-distance transmission services to licensed fixed and mobile network operators, internet service providers and other value-added network service providers. It has a 13 600-km network of long-distance fibre and five open-access points of presence in key metropolitan areas – with an additional seven open-access points of presence expected over the next few years.

To enhance South Africa's international connectivity and the speed of broadband, Broadband Infraco has co-invested with the private sector in the deployment of the West African Cable System (WACS).

The WACS is the fifth submarine cable system linking South Africa to the world. Broadband Infraco's investment in the WACS entitled it to 11,4% of the system's total capacity, which would help South Africa meet its target of providing broadband connectivity to all who need it by 2020.

The cable system has 15 established terminal stations en route, and will reduce the cost to connect Africa's west coast with the high-speed global telecommunications network for years to come.

### **State Information Technology Agency**

SITA consolidates and coordinates the State's information technology resources to achieve cost savings through scale, increase delivery capabilities and enhance interoperability.

SITA is committed to leveraging Information Technology (IT) as a strategic resource for government, managing the IT procurement and delivery process to ensure that the government gets value for money, and using IT to support the delivery of e-Government services to all citizens.

It serves as the IT business for the largest employer and consumer of IT products and services in South Africa – the Government.

### **South African Accreditation Authority**

The South African Accreditation Authority was established in terms of the Electronic Communications and Transactions Act, 2002. The authority is responsible for the accreditation of authentication and certification products and services used in support of electronic signatures.

It is also concerned with monitoring of the activities of authentication and certification service providers whose products or services have been accredited within the Republic of South Africa.

The Director-General of the DTSPS is appointed as the South African Accreditation Authority, and may appoint Deputy South African Accreditation Authorities and officers from employees of the department after consultation with the Minister.

### **Presidential National Commission (PNC) on Information Society and Development (ISAD)**

The PNC on ISAD advises the President on matters related to the development of an inclusive information society; and facilitates the coordinated development of an inclusive information society, and the achievement of the country's information society vision.

The commission comprises leaders in government, industry and civil society. A corresponding body is the Presidential International Advisory Council on ISAD.

### **Programmes and initiatives Broadband infrastructure development**

Broadband is an essential digital resource for accessing basic services, products, commerce and job creation. It has the potential to create job opportunities and open new markets that will allow businesses – particularly small, medium and micro-enterprises (SMMEs) – to grow.

Given the strategic importance of broadband, the department, together with the ICT industry, has committed to delivering 100% broadband penetration and creating a million jobs by 2020.

The department is aware of the inter-connectivity of broadband and the licensing of radio frequency spectrum, which is a scarce natural resource.

The Broadband Strategy and Implementation Plan outlines fibre connectivity across the country to district level.

According to the Ministry of Telecommunications and Postal Services, government is planning a number of supply and demand-side broadband interventions in South Africa to address the gap between those who have access to digital services and those who do not.

An infrastructure gap-analysis study has indicated that there is a gap between the high-capacity backbone and access to network infrastructure. This gap is biggest in rural areas and in particular in former homeland states where the most marginalised communities live. There are also some urban areas with high

population densities that remain unserved.

However, the real gap is in the last-mile or "local loop" infrastructure. There is considerable duplication and potential under-exploitation of infrastructure in metropolitan areas because these areas were commercially attractive to service providers.

To address this gap government had found it necessary to consider a range of interventions on both the demand and supply-side of broadband.

Supply side interventions to encourage investment and rollout of infrastructure include:

- support for public/private investment initiatives
- increased competition
- expansion of core and access networks
- enablement of infrastructure sharing
- promotion of coordinated build programmes
- allocation of prime spectrum to support universal access.

To complement the supply chain, government determined a number of demand-side interventions. These seek to stimulate the uptake and usage of broadband services and products:

- increased affordability of services and devices
- aggregation of government demand to enhance procurement
- alignment of regulatory framework
- development of ICT skills and e-literacy
- development of local content, applications
- stimulation of niche manufacturing.

Government's intention is to invest in broadband infrastructure through aggregation of public sector demand and smart procurement of high capacity networks.

### **Rural Development Strategy**

ICTs play a significant role in speeding up the integration of services for the development of rural areas and ensuring that rural communities, including those in remote areas, are not left out of the knowledge economy.

The main goal of the department's Rural Development Strategy is, therefore, to address the vacuum in rural ICT and empower rural communities by promoting sustainable job creation and eradicating poverty in rural areas.

The strategy includes programmes that will encourage civil society to promote the use of ICT services and provide the necessary infrastructure.

### **Job creation**

In line with government's New Growth Path, the DTSPS, together with the ICT sector, aims to facilitate the creation of over 150 000 direct and indirect jobs by 2020.

An industry-wide committee will be established

to identify opportunities, using a collective database to ensure effective monitoring and evaluation.

Jobs will be created across various subsectors of the industry through:

- providing broadband infrastructure
- establishing content hubs for radio and television
- animation
- e-co-operatives
- using ICTs in TVET colleges
- tailor-made solutions for SMMEs
- digital broadcasting and distributing STBs
- rolling out PostBank.

## Internet

Statistics South Africa's General Household Survey 2015 shows that half of South African households (53,5%) had at least one member who used the Internet either at home, workplace, place of study, or Internet cafés.

More than half of households in Gauteng (65,7%) and Western Cape (63,3%) had access to the Internet while only just over one-third of households in Limpopo (39,3%) had access to the Internet.

Access to the Internet using all available means was highest in Gauteng (65,7%), Western Cape (63,3%) and Mpumalanga (55,7%). The lowest was in Limpopo (39,6%) and KwaZulu-Natal (42,3%). Nearly one-tenth of South African households had access to the Internet at home.

Access to the Internet at home was highest among households in the Western Cape (21,4%) and Gauteng (15,6%), and lowest in Limpopo (1,3%) and North West (3,6%). The places where the largest percentages of South Africans tend to access the Internet include, atwork (15,1%), within the household/ at home (9,7%), and at school/university/college (5,1%).

Households in Western Cape (21,4%) and Gauteng (15,6%) were most likely to access the Internet at home while households in Limpopo (1,3%) were least likely to have done so.

While 16% of households in metropolitan areas had access to the Internet, only 1,2% of households in the rural areas of Eastern Cape, KwaZulu-Natal (1,1%), North West (0,9%) and Limpopo (0,5%) enjoyed the same access.

Households were generally more likely to have access to the Internet at work than at home or at Internet cafes or at educational institutions.

Households in Gauteng and Western Cape were most likely to access the Internet at work while those in Limpopo were least likely to do so.

## Social media

The emergence of social media as a social and business communication tool in the last few years, has been dramatic.

In South Africa, a country where first and third-world conditions are often separated by just a few kilometres, social media has levelled the playing field and created a platform that is affordable for everyone, easy to use and highly effective as a communication tool.

The top social media sites in South Africa (by number of users) in 2015 were:

- Facebook – 13 million
- YouTube – 8,28 million
- Twitter – 7,4 million
- LinkedIn – 4,6 million
- Instagram – 2,68 million.

## Online retail

For the first time since the dawn of e-commerce in South Africa, online retail in South Africa was expected to reach 1% of overall retail during 2016. This was the most significant finding of the Online Retail in South Africa 2016 report released by World Wide Worx.

According to the report, online retail continues to grow at a high rate in South Africa, having maintained a growth rate of above 20% since the turn of the century. In 2015, the rate of growth was 26%, taking online retail to the R7,5-billion mark.

While the rate was expected to fall a little in 2016, to 20%, growth in Rand terms was expected to remain the same as in 2015, taking the total to above R9 billion. Much of this growth has been attributed to an increase in the number of experienced Internet users in South Africa who are ready to transact online.

Forecasts by World Wide Worx for the next five years, from 2016 to 2020, show online retail sales almost exactly doubling over this period.

## Cybercrime and cybersecurity

Cyberspace comes with new types of challenges to the governments of the world and it therefore introduces a further dimension to National Security. It is a borderless platform that enables more sophisticated threats such as cybercrime, cyber terrorism, cyber war and cyber espionage. For this reason, the cyber threats need to be addressed at both the global and national levels.

During the reporting period the DTPS ensured that the ICT Infrastructure of the Virtual Cybersecurity Hub was reconfigured and hardened after which the Department commissioned and launched the virtual Cybersecurity Hub on 30 October 2015.

The Cybersecurity Hub offers alerts and warnings, announcements, security related information dissemination, incident handling and incident response support as services to its constituents. These services can be categorised as proactive, reactive and social services.

Regarding incident handling, incidents are logged via the Cybersecurity Hub website and depending on their evaluation, incidents that can be handled by the Cybersecurity Hub are timeously resolved or else relevant incidents are escalated to other agencies for further investigation.

### Mobile communications

South Africa has one of the largest telecommunications markets on the continent. It has five mobile operators, namely Cell C, MTN, Vodacom, Telkom Mobile and virtual network operator Virgin Mobile.

Mobile phones are the dominant technology for voice and data communication among base of pyramid (BoP) users and for informal businesses. People in this group access the Internet mostly via their mobile phones and smartphones have taken over functions that used to be performed by computers.

Users are also finding innovative ways to bypass expensive cellphone SMS rates by using Facebook Zero or other instant message services such as WhatsApp.

Although half of the 50 million people in South Africa live below the poverty line, more than 75% among those in low-income groups who are 15 years or older own a mobile phone.

Mobile ownership at the BoP – households with an income of less than R432 per month, per household member – is relatively high, compared to other African countries. This is according to research commissioned by infoDev, a global partnership programme within the World Bank Group, about the use of mobile phones among BoP users.

Some of 98,5% low-income groups who own mobile phones in South Africa have a prepaid SIM card, but there is a small percentage (1,5%) of BoP mobile owners who have post-paid contracts.

The number of mobile Internet subscriptions in South Africa is expected to grow to 35,2 million by the end of 2018. This is according to the South African Entertainment and Media Outlook: 2014 – 2018, published by financial services company PwC in September 2014. By 2018, as much as 72% of South Africa's mobile subscriptions will be for mobile Internet.

The number of LTE subscriptions in South

Africa is forecast to grow at a fairly strong rate, albeit from a low base, to reach 12.6 million at the end of 2018. Mobile devices are also a significant contributor to the increasing popularity of mobile Internet access.

The number of active tablet devices is expected to rise to a projected 5,1 million at the end of 2018.

According to Statistics South Africa's General Household Survey 2015, mobile access to the Internet has made it much more accessible to households in rural areas. Whereas only 2,1%, 3,7% and 3,1% of households respectively had access to the Internet at home, at work and elsewhere, more than a third (33,7%) had access through mobile devices.

Mobile devices also created opportunities in urban areas where larger proportions of urban and metropolitan households had access to the Internet through mobile devices in Western Cape and Gauteng.

### Postal sector

The cornerstone of national policy for the postal sector is the provision of a universal service at an affordable price and an acceptable standard for all citizens. To ensure this, a universal service obligation has been placed on SAPO.

To offset the cost of providing a basic service in low-density, rural or unviable areas, it has also been common practice to confer exclusive rights and privileges, i.e. a monopoly on the provision of the basic letter service.

Mail Business has 26 mail-sorting centres for domestic mail and parcels, and three international sorting centres for international mail and parcels. Between these centres, some six million mail items are handled daily and 50 tons of parcels are processed a year.

Mail is transported to and from these sorting centres domestically to 7 188 delivery offices (delivery depot centres, lobby boxes and 2 443 post office branches).

Specialised SAPO products include:

- Securemail
- Speed Services Couriers
- Parcelplus
- insurance and cash-on-delivery
- Postbank
- a courier freight group made up of XPS and PX
- Docex.

### Philatelic Services

SAPO's Philatelic Services is responsible for producing South Africa's postage stamps and other stamp-related products.



SAPO prints more than 380 million postage stamps a year. They not only reach every corner of South Africa, but also the rest of the world. Although stamps are produced mainly to serve as prepayment for postage, their beauty and historical significance have inspired people to collect them since the first postage stamps were produced in England in 1840.

Over the years, many of them have become valuable collector's items. For example, the first triangular postage stamp was issued on 1 September 1853 in the Cape of Good Hope, which was a British colony at the time. The triangular-shaped stamp, which became known as the Cape Triangular, was the first stamp to be issued in Africa and has become a sought-after collector's item worldwide.

Stamp issues are divided into two main categories:

- Definitive stamps are issued every five to seven years and comprise a set of designs in a full range of face values to provide for the country's postal needs. They usually reflect a particular theme.
- Commemorative stamps are issued according to an annual commemorative stamp-issuing programme. Between 12 and 15 commemorative issues are produced per year. They often commemorate significant historical events or people, or coincide with important days.

### Postbank

The Postbank Limited Act, 2010 allows SAPO to prioritise the banking needs of the unbanked majority, thus facilitating their inclusion into the economic mainstream. The Act established the Postbank division of SAPO as a separate legal entity, with the principal aim of expanding the existing range of banking services to, among others:

- improve access to affordable services, including loans, especially in rural and lower-income communities
- promote a culture of saving.

In doing so, the Postbank will use the existing SAPO infrastructure, but it is not bound by the Act to do so exclusively.

### PostNet

PostNet is South Africa's largest privately owned counter network in the document and parcel industry, trading across more than 250 owner-managed retail stores.

It serves in excess of 55 000 walk-in customers per day, countrywide.

There are five product types within PostNet, namely courier, copy and print, digital, stationery

and mailboxes.

## The media

South Africa is fortunate to have vibrant and independent media.

According to the Bill of Rights, as contained in the Constitution, everyone has the right to freedom of expression, which includes:

- freedom of the press and other media
- freedom to receive or impart information or ideas
- freedom of artistic creativity
- academic freedom and freedom of scientific research.

Several laws, policies and organisations act to protect and promote press freedom in South Africa.

### Radio

Radio is a great communications medium and still enjoys the broadest reach of any media category in South Africa. The diversity of stations, formats, voices and offerings ensures that most of the public's needs are catered for.

It also fulfils a vital need for information and entertainment, with relatively low costs to the distributors and the listeners.

As a communication medium, radio has very few barriers to access. SABC Radio has more than 25 million listeners weekly in South Africa.

The fact that radio cuts across boundaries of illiteracy strengthens the importance of the medium to the consumer and the advertiser.

The SABC's national radio network comprises 18 radio stations, of which 15 are dedicated specifically to public-service broadcasting.

These include 11 full-spectrum stations, one in each of the official languages of South Africa; a cultural service for the Indian community broadcasting in English; a regional community station broadcasting in isiXhosa and English; and a community station broadcasting in the !Xu and Khwe languages of the Khoisan people of the Northern Cape.

The SABC has three stations in its commercial portfolio. These are 5FM, Metro FM and Good Hope FM. Channel Africa broadcasts live on three platforms: shortwave, satellite and the Internet. Its broadcasts are in Chinyanja, Silozi, Kiswahili, English, French and Portuguese.

### Commercial radio stations

Commercial radio stations in South Africa include:

- Algoa FM
- Classic FM
- Kaya FM

- YFM
- 94.7 Highveld Stereo
- 702 Talk Radio
- Metro FM
- 5FM
- Channel Africa
- Good Hope FM
- Jacaranda 94.2
- OFM
- East Coast Radio
- 567 Cape Talk
- Radio 2000
- Capricorn FM
- Radio KFM
- Power 98.7.

Stations such as Jacaranda 94.2, Highveld Stereo, Radio Oranje, Radio Algoa and East Coast Radio were initially SABC stations, but were sold to private owners to diversify radio ownership in South Africa as part of the transformation of the public broadcaster.

Many of South Africa's radio stations are also available online.

### Community radio

Community broadcasting remains an important project for the DoC. In the midst of redefining the country's broadcasting landscape, 2014 marked the 21st anniversary of community broadcasting.

### Television

The SABC's television network comprises three television channels – all free-to-air. South African television is broadcast in all 11 official languages and in Sign Language.

### Community television

In 2007, Soweto TV was the first community television station to obtain a seven-year broadcasting licence from ICASA.

Since then, five more seven-year licences have been issued to five stations operating in Soweto, Cape Town, Tshwane, Empangeni and Nelson Mandela Bay. The issuing of new community television licences is on hold until the migration from analogue to digital broadcasting is complete.

### Free-to-air television

e.tv is South Africa's first private, free-to-air television channel, launched in 1998. It is the largest English-medium channel in the country and the third largest overall. e.tv also has a pan-African presence through e.tv Africa, which is distributed on the DStv Africa bouquet and by local affiliates in African countries. eNews Prime Time continues to lead the English prime time

news slot. This success led to the launch of the leading 24-hour news channel on the DStv platform, eNCA (eNews Channel Africa) in 2008.

### Satellite broadcasting

MultiChoice started as the subscriber management arm of M-Net. It is the leading multichannel digital satellite television operator across the African continent. MultiChoice provides its DStv services to different market segments. The DStv bouquets cater for different lifestyles and pockets, from entry level to premium.

Top-TV offers five bouquet options, arranged in seven package options.

e.sat tv supplies television, mobile and online news to various channels in South Africa and across the African continent under the brand name eNews Channel Africa (eNCA). Growing out of the success of eNews Prime Time, aired on e.tv, eNCA is South Africa's first and most watched independent 24-hour television news channel on the DStv Platform (Channel 403).

Pay TV group Siyaya made headlines when the group secured the live broadcast rights to Bafana Bafana matches from May 2015. The deal between Siyaya and the South African Football Association is reported to be worth R175 million per year, over six years. Siyaya was one of five new broadcasters, which received conditional licences to be pay TV broadcasters that had now submitted the necessary additional information required of them to ICASA. This submission ensures compliance with ICASA's requirements, and allows Siyaya to continue with its expansion plans.

Siyaya said in its submission to ICASA for its licence that it plans to charge a subscription fee of R70 per month.

### Print

Technical handling of the print media in South Africa rates among the best in the world. This is one reason why newspapers and magazines have held their own in a volatile information era, characterised by the vast development of various new forms of media-delivery platforms via the Internet.

Most South African newspapers and magazines are organised into several major publishing houses: Media24 (part of Naspers, the largest media group in Africa), the Irish-based Independent News & Media (Pty) Ltd group, Caxton Publishers & Printers Ltd and Avusa Ltd. Other important media players include M&G Media Ltd; the Natal Witness Printing & Publishing Company (Pty) Ltd; Primedia

Publishing Ltd; Ramsay, Son and Parker (Pty) Ltd; and Kagiso Media.

### Newspapers

Most South African newspapers and magazines are organised into several major publishing houses. These include Media24 (part of Naspers, the largest media group in Africa), the Irish-based Independent News & Media (Pty) Ltd group, Caxton Publishers & Printers Ltd and Avusa Ltd. Other important media players include M&G Media Ltd; the Natal Witness Printing & Publishing Company (Pty) Ltd; Primedia Publishing Ltd; RamsayMedia, and Kagiso Media.

Some of the prominent daily and weekly newspapers in South Africa include: *The Sunday Times*; *Citizen*; *Sowetan*; *Daily Sun*; *The Witness*; *Sunday World*; *City Press*; *New Age*; *Weekly Mail and Guardian*; *Beeld*; *Pretoria News*; *The Star*; *Die Burger*; *The Cape Argus*; *Cape Times*; *Son*; *Daily Dispatch*; *The Herald*; *Daily News*; *The Mercury*; *The Witness*; *Business Day*; *Volksblad*; *Diamond Fields Advertiser*; *Isolezwe*; *Rapport*; *Sunday Tribune*; *Sunday Sun*; *Ilanga*; *The Post*, and *Soccer Laduma*.

### Magazines

Between January and March 2016, there was a 8.3% decline in total magazine circulation, more than twice that of newspapers, according to the Audit Bureau of Circulations of South Africa.

Consumer titles dropped 4,4%, business titles by 2,7% and custom magazines by 10,6%

Some of the prominent magazines include, among others: *Financial Mail*; *Finweek*; *Entrepreneur*; *Forbes Africa*; *Nosweek*; *BusinessBrief*; *Leadership*; *Farmer's Weekly*; *Landbouweekblad*; *Plaastoe*; *Veeplaas*; *Personal Finance*; *People*; *TV Plus*; *Bona*; *Drum*; *Huisgenoot*; *YOU*; *The Big Issue*; *Taalgenoot*; *Leisure*; *Easy DIY*; *House & Leisure*; *Sarie Kos*; *Elle*; *Decoration*; *SA Home Owner*; *SA Garden and Home*; *Tuis Home*; *VISI*; *Woolworths Taste*; *Fresh Living/Kook en Kuier*; *Braintainment*; *Destiny Man*; *Blaque Magazine*; *GQ*; *Men's Health*; *Popular Mechanics*; *Stuff*; *Tjop & Dop*; *Amakhosi*; *Kick Off*; *Golf Digest*; *Compleat Golfer*; *Magnum Game*; *Hunt/Wild*; *Jag*; *SA Hunter*; *Zigzag*; *Modern Athlete*; *CAR*; *Leisure Wheels*; *TopGear*; *Drive Out/WegRy*; *Topcar*; *Auto Trader*; *Bike SA*; *SA 4x4*; *Speed and Sound*; *Getaway*; *Weg/Go*; *SA Country Life*; *Cosmopolitan*; *Glamour*; *Elle*; *Fair Lady*; *Finesse*; *Destiny Magazine*; *Good Housekeeping/Goeie Huishouding*; *Ideas/Idees*; *Leef*; *Move!*;

*True Love*; *Vroue Keur*; *Woman and Home*; *Essentials*; *Fitness Magazine*; *Grazia*; *Kuier*; *Marie Claire*; *Rooi Rose*; *Sarie*; *Your Family*; *Women's Health*, and *Longevity*.

### Online media

In June 2016, the IAB South Africa, Effective Measure statistics revealed the largest websites in the country. News24 is the largest site in the country, followed by Gumtree and TimesLive. According to the Effective Measure statistics, News24 attracted 5,9 million unique visitors in June 2016. Gumtree was second with 4,4 million visitors and TimesLive third with 3,4 million.

### Media organisations and role players

The non-profit-making **Print and Digital Media South Africa** (PDMSA) was originally formed to bring together under one roof publishers of diverse print genres.

The PDMSA recognised the advantages of extending its footprint online by extending its membership to include digital media publications. By the end of 2015, the PDMSA membership included more than 700 newspaper and magazine titles that cater for four different language groups.

The members include Times Media Group; Caxton and CTP; Independent Newspapers; Media24; Mail & Guardian, and the Association of Independent Publishers (AIP).

The purpose of the PDMSA is to represent, promote, interact with and intervene in all matters concerning the collective industry and of common interest. It represents more than 700 newspaper and magazine titles in South Africa.

The PDMSA is a member of a number of international bodies, such as the World Association of Newspapers and the Federation of Periodical Press. Allied to the PDMSA, but not a constituent member, is the ABC, responsible for auditing and verifying print-media circulation figures.

The AIP represents the interests of more than 250 independent publishers in southern Africa.

The **South African National Editors' Forum** (Sanef) was formed at a meeting of the Black Editors' Forum, the Conference of Editors and senior journalism educators and trainers, in October 1996.

Sanef membership includes editors and senior journalists from the print, broadcast and online/Internet media, as well as journalism educators from all the major training institutions in South Africa.

The **Forum of Black Journalists** addresses issues that directly affect its members.

Members of the public who have complaints or concerns about reports in newspapers and magazines can submit their grievances to the Office of the Press Ombudsman. Should they not be satisfied with the resultant ruling, they can lodge an appeal with an independent appeal panel. The Office of the Press Ombudsman was set up by the PDMSA, Sanef and the Media Workers' Association of South Africa.

The **Freedom of Expression Institute** was established in 1994 to protect and foster the rights to freedom of expression and access to information, and to oppose censorship.

The **Forum of Community Journalists** (FCJ) is an independent body that represents, promotes and serves the interests of all community-newspaper journalists in southern Africa. The decision to become an independent body followed the restructuring of the Community Press Association into the AIP.

The **Broadcasting Complaints Commission of South Africa** is an independent self-regulatory body that serves as a voluntary watchdog, to adjudicate complaints from the public about programmes flighted by members who subscribe to its code of conduct. Members include the SABC, M-Net, Radio 702 and the Trinity Broadcasting Network. However, the commission does not deal with X-rated material, the broadcast of which is prohibited under criminal law.

**Media Monitoring Africa** (formerly Media Monitoring Project) is a non-profit organisation that acts in a watchdog role to promote ethical and fair journalism that supports human rights.

The **National Community Radio Forum** (NCRF) lobbies for the airwaves in South Africa to be diversified, and for a dynamic broadcasting environment through the establishment of community radio stations.

The NCRF is a national, member-driven association of community-owned and run radio stations and support-service organisations. Other important annual media awards are the Eagles, the Pendorring and the AdReview Awards.

Radio-station members are independent, non-profit community-based organisations.

Other press organisations operating in the country are the:

- Foreign Correspondents' Association of Southern Africa
- Printing Industries Federation of South Africa, the South African Typographical Union
- South African Guild of Motoring Journalists
- Professional Photographers of South Africa
- Media Institute of Southern Africa

- Publishers' Association of South Africa
- Press clubs in major centres.

## News agencies

The African News Agency, Africa's first syndicated multimedia content service, began publishing South African and international news stories in March 2015.

The main foreign news agencies operating in South Africa are:

- Reuters
- Agence France-Presse
- Associated Press
- Deutsche Presse Agentur
- United Press International.

## Journalism awards

South Africa's most important awards include the:

- Mondi Shanduka Newspaper Awards
- Vodacom Journalist of the Year Awards
- South African Breweries Environmental Media and Environmentalist of the Year Awards
- Sanlam Financial Journalist of the Year Award
- CNN MultiChoice African Journalist Awards
- Discovery Health Journalism Awards
- Sanef's Nat Nakasa Award
- Local Media Excellence Awards.

## Media awards

The annual Local Media Excellence Awards for 2015, held at Leriba Hotel and Spa in Centurion, were presented under the auspices of the FCJ.

At the awards, (previously known as the Sanlam/MDDA Local Media Awards), local and community newspapers from all over the country and across all media houses compete against each other to award the best of the best in South Africa.

The winners included the following:

- Journalist of the Year: Jana Boshoff (*Middelburg Observer*)
- Photographer of the Year: Zita Goldswain (*Witbank News*)
- Best Front Pages:
  - Independent commercial newspaper: *Zoutpansberger*.
  - Corporate owned free newspaper: *TygerBurger* (Table View)
  - Corporate owned paid newspaper: *Middelburg Observer*.
  - Community media/grassroots newspapers: Not enough entries to select a winner.
- Best Newspapers:
  - Independent commercial newspaper: *Zoutpansberger*.
  - Corporate owned free newspaper: *Bolander*

- Corporate owned paid newspaper: *Lowvelder*.
- Community media/grassroots newspapers: Not enough entries to select a winner.

## Advertising

South Africa has a vibrant and dynamic advertising industry. Local advertising agencies are often recognised internationally for their excellence.

### Advertising Standards Authority (ASA)

The ASA is the protector of the ethical standards of advertising in South Africa, and protects consumers against manipulative advertising and unfair claims.

It is an independent body established and funded by the marketing-communication industry to manage advertising in the public interest by means of self-regulation.

The ASA cooperates with government, statutory bodies, consumer organisations and industry to ensure that advertising content complies with the Code of Advertising Practice.

The code is the ASA's guiding document based on the International Code of Advertising Practice, prepared by the International Chamber of Commerce.

Drawn up by the ASA with the participation of representatives of the marketing-communication industry, the code is amended from time to time to meet the changing needs of the industry and of South African society.

### Advertising awards

South Africa has a vibrant and dynamic advertising industry.

The 38th Annual Loerie Awards took place in August 2015 at the Durban International Convention Centre.

A total of 316 awards were handed out over the two nights selected from 3 112 entries from 22 countries across the Africa Middle East region.

The full list of Grand Prix winners are:

- Nando's "Global Visual Identity System", by Sunshine Gun.
- Tusker Lager's "Team Kenya", by Net#workBBDO.
- Channel O's "Youth Day" by Black River FC
- Nando's "Chicken Run" & "Heartfelt Celebration of South African Design".
- KFC's "The Everyman Meal", by Ogilvy & Mather Johannesburg.
- Saudi Telecom Company – STC, "1st Branded Online Entertainment Hub" by J.Walter Thomson KSA.
- Chicken Licken's "Kung Fu" by Network

BBDO.

- Ster-Kinekor's "#OpenEyes" by Fox P2. Yegs Ramiah, Sanlam and Santam Chief Executive of Brand was given the Marketing Leadership and Innovation Award.

The Adams and Adams Young Creatives Award went to Katie Mylrea, art director at Ogilvy and Mather Cape Town and Amori Brits, head of design at Shift Joe Public, who each received R60 000 and a South African Airways flight to New York City.

The Loeries Creative Future Scholarship went to four young KwaZulu-Natal Grade 12 students, Londeka Gumede, Roxanne Schoon, Mali Khuzwayo and Samkelisiwe Faku to study at Vega School of Brand Leadership and the Design School South Africa.

## Public relations

### Public Relations Institute of Southern Africa (Prisa)

Established in 1957, Prisa represents professionals in public relations and communication management throughout the southern African region and has registered practitioners in Botswana, Namibia, Lesotho, Swaziland and South Africa.

It is a founding member of the Global Alliance for Public Relations and Communication Management, and initiated the formation of the Council for Communication Management in South Africa. The council is the coordinating body representing various groupings of professionals in South Africa.

Prisa plays a leading role in uniting professionals and driving transformation. As the recognised leader of the public relations and communication management profession in southern Africa and beyond, Prisa provides the southern African industry with the local professional advantage.

## International relations

The international branch of the DoC continues to be the primary vehicle through which the department pursues government's priority of contributing to a better South Africa and contributing to a better and safer Africa in a better world.

South Africa chairs the Future Strategy Committee of the Universal Postal Union.

The department was re-elected to the Postal Operations Council that deals with the operational, economic and commercial aspects of the postal business.

South Africa has contributed significantly to the UPU's work in developing National Address



Systems. The country's use of Global Positioning Systems to allocate addresses to people in rural and undeveloped areas has proved critical.





South Africa Yearbook 2015/16

# Economy

South Africa could take advantage of its growing working-age population to help accelerate its growth to 5,4% a year and double per capita incomes by 2030, according to the *South Africa Economic Update* released in August 2015 by the World Bank.

The report explores how the projected growth can be attained by creating a virtuous circle of job-intensive growth, improved productivity, higher savings and better education attainment, particularly for the youth who will drive the growth in the working age population in the coming decades.

The seventh edition of the report has found that South Africa is undergoing a profound demographic shift in which the share of its working-age population between 15 and 64 years has expanded substantially and will continue to grow for another five decades.

Since 1994, the working-age population expanded by 11 million and comprises 65% of South Africa's population of 54,9 million in 2015.

By August 2015, about 60% of the 5,2 unemployed people in South Africa were between 15 and 34 years old, did not have matric (high school) qualification, and the youth unemployment rate was about 50%.

The National Development Plan (NDP), South Africa's strategy for reducing unemployment, inequality and poverty by 2030, provides a strong platform for collaboration among business, government, labour and civil society.

The plan promotes enhanced competitiveness, expanded infrastructure, greater spatial efficiency in growing cities, and accelerated rural development. It prioritises measures to build a capable, effective state that delivers services to citizens while encouraging business investment and growth.

To counter unemployment levels, especially amongst young people, government aims to create six million work opportunities by 2019.

## Economic indicators

### Domestic output

Economic activity in South Africa increased at a slightly slower pace in the fourth quarter of 2015, according to the South African Reserve Bank's (SARB) *Quarterly Bulletin*, released in March 2016.

Following a contraction in the second quarter of 2015, annualised growth in real gross domestic product (GDP) accelerated to 0,7% in the third quarter before slowing marginally to 0,6% in the fourth quarter.

The slower growth in the final quarter could

be attributed to a decline in the real value added by the secondary sector alongside steady, but slower, growth in the tertiary sector. The real value added by the primary sector declined further over the period albeit at a somewhat slower pace than in the third quarter. Excluding the contribution of the drought-affected agricultural sector, annualised growth in real

GDP decelerated marginally from 1,1% in the third quarter of 2015 to 0,9% in the final quarter.

Consistent with the sluggish quarter-to-quarter growth registered throughout the year, growth in real gross domestic production moderated further from 1,5% in 2014 to a disappointing 1,3% in 2015 – with the exception of 2009, the slowest rate of expansion during the past 17 years. On average, annual growth amounted to 2,3% between 2010 and 2015 compared with an annual average rate of 4,0% in the 10 years prior to 2009.

The lacklustre performance of the South African economy in 2015 could, to an important extent, be attributed to subdued business and consumer confidence levels, muted demand conditions, ongoing supply-side constraints, a further decline in the prices of key export commodities, and the knock-on effects of the widespread drought conditions in many parts of the country.

Subsequent to a sharp contraction of 10,4% in the third quarter of 2015, the real value added by the primary sector declined further, albeit at a slower pace in the final quarter of the year. Agricultural output shrank at a faster pace, alongside an increase in the real output of the mining sector.

Activity in the agricultural sector contracted unabatedly throughout 2015. In addition to the devastating effect of dry weather conditions on field crops as well as animal and horticultural production, the country also experienced record-high temperatures in the final quarter of 2015, further scorching arable land.

Livestock production held up well over the period, mitigating the rate of contraction. Negative growth in all four quarters of 2015 accordingly culminated in an annual decline of 8,4% for the year as a whole.

Early indications do not bode well for the 2015/16 planting and production season. According to the February 2016 estimates of the Crop Estimate Committee, South African producers are expected to plant roughly a 26% smaller area than in the preceding year.

Preliminary estimates of the commercial

maize crop for the 2015/16 season amount to 7,3 million tons as opposed to 9,9 million tons in the 2014/15 season. Taking into account the available stock of white and yellow maize, the country might have to import white and yellow maize to meet annual domestic commercial consumption of roughly 9,6 million tons.

Mining production picked up in the final quarter of 2015; annualised growth in real output accelerated from -9,8% in the third quarter of 2015 to 1,5% in the final quarter, supported by the higher production of especially diamonds and nickel. The production volumes of coal, platinum-group metals and building materials increased at a more moderate pace despite further steps to enhance operational efficiencies, while the production of gold, manganese ore and other metallic minerals contracted over the period.

On an annual basis, growth in the real output of the mining sector turned around from -1,6% in 2014 to 3,0% in 2015, adding 0,2 percentage points to growth in aggregate GDP. Mining production in 2015 benefited mainly from the normalisation in platinum production following improved productivity and cost-containment measures introduced at a number of platinum mines after the protracted labour strike in the industry in 2014.

In addition, in some of the other domestic mining subsectors work disruptions as a result of wage disputes were less prevalent in 2015. Despite this improved performance, the industry continued to be adversely affected by infrastructural constraints, policy uncertainty, ongoing labour tension, declining commodity prices, rising operational costs, and a global oversupply of certain mining products.

Owing mainly to the disappointing performance of the manufacturing sector, the real value added by the secondary sector switched from an annualised increase of 3,3% in the third quarter of 2015 to a decline of 1,5% in the fourth quarter. Activity in the electricity, gas and water as well as in the construction sectors strengthened over the period.

The quarter-to-quarter pickup in the real value added by the manufacturing sector in the third quarter of 2015 was short-lived as real manufacturing output contracted anew in the fourth quarter. Weighed down by lower production of primarily durable manufactured products, the real value added by the manufacturing sector contracted at an annualised rate of 2,6% over the period – subtracting 0,3 percentage points from overall economic growth in the final quarter

of 2015.

Production volumes declined in the subsectors supplying basic iron and steel; non-ferrous metal products and machinery; electrical machinery; and motor vehicles, parts and accessories and other transport equipment. The weaker demand for processed metals affected by, among other factors, the slowdown in economic activity in China probably weighed on the production of these products.

By contrast, the production of non-durable goods rose over the period in line with increased consumer demand for these products. Increases were mainly evident in the production of petroleum and chemical products and of food and beverages. Consistent with the somewhat higher production levels in a number of subsectors, the utilisation of production capacity in the manufacturing sector increased from 80,1% in the third quarter of 2015 to 80,5% in the final quarter.

Annual growth in the real output of the manufacturing sector tapered off between 2010 and 2012, and thereafter remained virtually unchanged up to 2015; real output rose by only 0,1% in 2015. Activity in the South African manufacturing sector continued to be negatively affected by weak domestic and global demand, the slowdown in activity in the agricultural sector, declining commodity prices affecting the mining sector, and electricity-supply constraints.

Following two successive quarters of negative growth, the real output of the electricity, gas and water sector advanced at a rate of 0,9% in the fourth quarter of 2015. Scheduled maintenance done in preceding months at various plants together with additional electricity generated by independent power producers (IPPs) contributed to a more steady supply of electricity over the period.

Reduced demand, mainly from energy-intensive sectors such as mining and metal processing, as well as the implementation of alternative energy sources by businesses and consumers probably also reduced electricity demand in the final quarter of 2015.

Consistent with the overall slowdown in domestic economic activity, the real value added by the electricity, gas and water sector contracted by 1,0% in 2015, the sharpest rate of decline since 2009.

The real value added by the construction sector increased somewhat in the fourth quarter of 2015 as activity ticked up in essentially the non-residential building and civil construction segments. Residential building activity tapered off over the period.



In contrast to the usually more volatile goods-producing sectors, the services sector recorded relatively steady quarter-to-quarter growth throughout 2015. The pace of increase in the real value added by the tertiary sector, however, moderated somewhat in the final quarter of 2015, decelerating from 1,9% in the third quarter of 2015 to 1,5% in the fourth quarter.

Activity in the finance, insurance, real-estate and business services; and the general government sectors advanced at a slower pace in the final quarter of 2015, while activity in the trade sector increased somewhat over the period. Real value added by the transport sector declined over the period.

Growth in the real value added by the commerce sector increased at a faster pace in the fourth quarter of 2015, accelerating from an annualised rate of 2,5% in the third quarter of 2015 to 2,8% in the fourth quarter.

Retail trade activity remained firm notwithstanding the somewhat higher interest rate environment, the depreciation in the exchange value of the rand, and elevated debt levels of consumers. Retailers of non-durable and semi-durable products probably benefited from aggressive price promotions in an effort to boost trade volumes.

General dealers; retailers of textile, clothing, footwear and leather goods; specialised food, beverage and tobacco stores; and retailers of pharmaceutical goods, cosmetics and toiletries, in particular, registered increased sales over the period.

Consistent with the moderation in the domestic production of durable products, retail sales of household furniture, appliances and equipment decreased at a somewhat faster pace over the period. Activity in the wholesale trade subsector, however, declined in the fourth quarter of 2015.

In the fourth quarter of 2015, domestic sales of new vehicles increased marginally, probably on account of heightened expectations of price increases in the opening months of 2016 following the sustained depreciation in the exchange rate of the rand. By contrast, growth in the sales of used passenger vehicles decelerated in the fourth quarter of 2015. The real value added by the accommodation sector increased over the period.

Owing mainly to a decline in transport activity, the growth in real output of the transport,

storage and communication sector receded from 0,1% in the third quarter of 2015 to an annualised rate of -0,2% in the fourth quarter. However, real value added by the sector

benefited from uninterrupted growth in the communication subsector over the period.

Activity in the finance, insurance, real-estate and business services sector decelerated from an annualised rate of 2,8% in the third quarter of 2015 to 1,9% in the fourth quarter. This slower pace of increase was, in particular, evident in the real value added by the commercial banking sector coinciding with a marked deceleration in activity in the equity and derivative markets. Overall growth in the real value added by the sector, however, accelerated from 2,2% in 2014 to 2,8% in 2015.

Employment by general government increased at a slower pace in the fourth quarter of 2015, bringing about a deceleration in growth in real value added by general government from 1,2% in the third quarter of 2015 to 1,0% in the final quarter.

### Real gross domestic expenditure

Notwithstanding the marginally slower growth in gross domestic production in the final quarter of 2015, growth in real gross domestic expenditure accelerated from an annualised rate of 1,4% in the third quarter of 2015 to 4,3% in the fourth quarter.

Expenditure on all three components of final demand increased at a faster pace over the period alongside a moderation in the pace of destocking in real inventory holdings. For the year 2015 as a whole, real gross domestic expenditure nevertheless advanced by only 0,3% – the slowest annual rate of increase since 2009.

The change in real inventories made the largest contribution to the expansion in real GDP in the fourth quarter of 2015, adding 2,6 percentage points to overall economic growth. For the year 2015 as a whole, however, real net exports and private consumption expenditure by households were the main drivers of growth, contributing 0,9 and 1,0 percentage points respectively to overall growth.

### Private consumption expenditure by households

Real final consumption expenditure by households increased at an annualised rate of 1,6% in the fourth quarter of 2015 – that is, at a somewhat faster pace than in the second and third quarters of the year.

Spending on durable and non-durable goods switched from negative to positive growth, while real outlays on services increased at a slower pace over the period.

Mainly underpinned by substantially higher real spending on services, growth in real consumption expenditure by households accelerated from 1,4% in 2014 to 1,6% in 2015. Relative to GDP, final consumption expenditure by households amounted to 60,9% in 2015.

Subsequent to a decline of 4,9% in the third quarter of 2015, real outlays on durable goods increased at an annualised rate of 3,5% in the fourth quarter. Spending on especially passenger vehicles – accounting for roughly 50% of real outlays on durable goods – increased in the final quarter of 2015, having declined in the third quarter of 2015.

Expenditure on this category was probably boosted by pre-emptive buying in anticipation of possible price increases in the first quarter of 2016, a practice which consumers have become accustomed to in recent years.

Spending on furniture and household appliances decreased somewhat while the pace of increase in real outlays on computers and related equipment slowed in the final quarter of 2015. On a calendar-year basis, the pace of increase in real spending on durable goods moderated notably from 5,3% in 2014 to 1,6% in 2015.

The moderate rise in household indebtedness, amid a somewhat higher interest rate environment and an acceleration in durable goods price inflation following the sharp depreciation in the exchange value of the rand, is expected to hamper spending on this category in future.

## Employment

In an environment characterised by slowing domestic economic growth and heightened global uncertainty, total formal non-agricultural employment advanced only marginally in the third quarter of 2015.

### According to the Statistics South Africa (Stats

South Africa hosted a successful two-day Johannesburg Summit of the FOCAC at the Sandton Convention Centre, near Johannesburg, South Africa, from 4 to 5 December 2015 under the theme: "Africa-China Progressing Together: Win-Win Cooperation for Common Development."

A total of 48 Heads of State and 38 Ministers from Africa and China attended the summit, and they shared the view that China and Africa had the responsibility and capability to play a bigger role in international affairs based on win-win cooperation.

China has worked with South Africa to make the FOCAC meeting a grand gathering for strengthening China-Africa solidarity and charting out the future of their cooperation.

This momentous event was characterised by various successful engagements, a cultural evening and exhibitions.

SA) Quarterly Employment Statistics (QES) survey, employment increased by 0,2% on a seasonally adjusted and annualised basis in the third quarter of 2015, with the total level of formal non-agricultural employment increasing by 5 100 job opportunities to an estimated 8,95 million. Employment levels in the public and private sectors rose by 0,4% and 0,2% respectively over the period.

Employment growth in the public sector slowed somewhat from the second to the third quarter of 2015. National departments, and to a lesser extent other public-sector enterprises, continued to increase their staff complement in the third quarter of 2015.

Similarly to the second quarter, the increase in employment by national departments resulted largely from the transfer of employees of technical vocational education and training colleges (former further education and training colleges) and community and education training colleges from provincial governments to the Department of Higher Education and Training (DHET).

These employment gains were partly countered by job-shedding at provincial level, at local government level, and in the public transport, storage and communication sector in the third quarter of 2015. Nevertheless, employment growth at provincial level has outpaced employment gains at national department and local authority level since 2005, as shown in the accompanying graph.

Employment growth in the public sector slowed somewhat from the second to the third quarter of 2015. National departments, and to a lesser extent other public-sector enterprises, continued to increase their staff complement in the third quarter of 2015.

Similarly to the second quarter, the increase in employment by national departments resulted largely from the transfer of employees of technical vocational education and training colleges (former further education and training colleges) and community and education training colleges from provincial governments to the DHET.

These employment gains were partly countered by job-shedding at provincial level, at local government level, and in the public transport, storage and communication sector in the third quarter of 2015. Nevertheless, employment growth at provincial level has outpaced employment gains at national department and local authority level since 2005, as shown in the accompanying graph.

Private-sector employment growth remained sluggish. Following a decrease in the second quarter of 2015, a mere 2 900 private-sector job opportunities were created in the third quarter.

Employment gains were registered in the private transport, storage and communication sector; the finance, insurance, real-estate and business services sector; the trade, catering and accommodation services sector; and the private community, social and personal services sector. Conversely, further job losses were recorded in the goods-producing sectors of the economy, with labour paring continuing in the mining, manufacturing and construction sectors in the third quarter of 2015.

Formal private-sector employment growth has been fairly pedestrian following the 2008-09 economic recession, particularly in the goods-producing sectors of the economy. In fact, the accompanying graph shows that the mining, manufacturing and construction sectors have collectively shed 128 000 jobs between the second quarter of 2012 and the third quarter of 2015 as a hostile labour relations environment, electricity-supply constraints, policy uncertainty, low business confidence, and more recently weak global and domestic demand adversely affected investment and employment in these sectors of the economy.

In addition, as output growth in the economy moderated gradually in recent years, employment growth in the tertiary sector slowed concomitantly, having initially grown fairly briskly following the 2008-09 recession.

Furthermore, given the most severe drought in decades and the continued unwinding of the commodity supercycle, the private sector is not expected to create meaningful employment opportunities in the short run. The recent sharp depreciation in the exchange rate of the rand will probably intensify upward cost pressures in the economy, particularly in the goods-producing sectors.

Employment in the domestic mining sector has decreased almost unabatedly from a recent peak in the second quarter of 2012 up to the third quarter of 2015. Throughout this period the domestic mining industry had to operate within an environment characterised by disruptive labour relations, often resulting in protracted labour strikes, as well as an escalation in operating costs.

In addition, international commodity prices have declined notably since 2011, as depicted in the accompanying graph. The drop in commodity

prices continued in 2015, owing to reduced demand from China and a global oversupply of many commodities.

The pace of job-shedding in the mining sector accelerated in the third quarter of 2015, particularly in the non-gold mining sector which was affected by retrenchments in the platinum-mining sector as well as the closure and downscaling of some coal and chrome mines.

Employment levels in the gold-mining sector decreased only marginally in the third quarter of 2015, having remained unchanged in the previous quarter. The recent sharp depreciation in the exchange rate of the rand has to some extent compensated for the decline in international commodity prices, at least in the short term, providing a much-needed boost to the profitability of South African mining companies.

Employment levels in the manufacturing sector decreased at a roughly similar pace in both the second and third quarters of 2015, representing a cumulative loss of almost 12 000 job opportunities. Furthermore, the Manufacturing Survey of Stellenbosch University's Bureau for Economic Research (BER) indicated that business confidence among manufacturers remained unchanged at 34 index points in the fourth quarter of 2015; the index has remained below the neutral level of 50 since the third quarter of 2011.

The pessimistic sentiment was pervasive throughout the manufacturing sector, exacerbated by a renewed deceleration in production volume growth for durable goods in particular. Although the recent sharp depreciation in the exchange rate of the rand could improve the profitability of manufacturing exporters, domestic demand for manufactured goods remained fairly weak, aggravated by the severe drought conditions and the commodity price-driven restructuring in the mining sector. Employment prospects in the manufacturing sector thus remain bleak, as suggested by the sharp drop in the employment sub-index of the Barclays Manufacturing Purchasing Managers' Index (PMI), from an average of 47,2 index points in the third quarter of 2015 to an average of 43,7 index points in the fourth quarter.

Construction-sector employment contracted at an accelerated pace in the third quarter of 2015, weighed down by disappointing government infrastructure spending on large projects and sluggish private-sector capital investment by the mining sector in particular.

In fact, the construction sector has shed a cumulative 27 400 job opportunities in the five

quarters up to the third quarter of 2015. Despite improving somewhat in the fourth quarter of 2015, confidence levels in the building and construction sector remained low; the First National Bank (FNB)/BER Building Confidence Index rose by 4 index points to 48 in the fourth quarter of 2015, while the FNB/BER Civil Confidence Index increased by 3 index points to 42 over the same period.

In addition, the real value of building plans passed decreased notably from the third to the fourth quarter of 2015. Contrary to developments in the primary and secondary sectors of the economy, employment levels increased in the tertiary sector of the economy in the third quarter of 2015. The finance, insurance, real-estate and business services sector created 11 700 employment opportunities in the third quarter, more than offsetting the losses recorded in the previous quarter.

In addition, the trade, catering and accommodation services sector continued to record fairly meaningful employment gains for a third successive quarter, supported by continued growth in household consumption expenditure. However, results from the BER's Retail Survey for the fourth quarter of 2015 suggest that underlying consumer demand could be deteriorating.

Business confidence among retailers, wholesalers and new vehicle dealers remained depressed in the fourth quarter of 2015, owing to low sales volume growth, rising input costs, and generally tough trading conditions. In addition, the FNB/BER Consumer Confidence Index plummeted to -14 in the fourth quarter of 2015 from -5 in the third quarter, suggesting that consumer spending on especially durable goods could come under increased pressure in the first half of 2016.

According to the Quarterly Labour Force Survey (QLFS) conducted by Stats SA, the number of persons employed in South Africa increased by 190 000 from the third quarter of 2015 to the fourth quarter, raising the total level of employment to roughly 16,02 million.5 Employment numbers are usually boosted in the fourth quarter of each year by seasonal workers employed in the trade, catering and accommodation services sector in particular. Although QLFS outcomes for 2015 are not strictly comparable to those of 2014, total employment nevertheless increased by 698 000 in the year to the fourth quarter of 2015. Notable employment gains were recorded in all the main QLFS sub-categories, largely due to enhanced

coverage following the introduction of the new master sample. Bearing this in mind, the formal non-agricultural sector and the informal sector added 269 000 and 236 000 employment opportunities respectively in the year to the fourth quarter of 2015.

The number of unemployed persons decreased by 225 000 from the third to the fourth quarter of 2015, aided by temporary seasonal job creation, but increased by a notable 284 000 in the year to the fourth quarter of 2015, bringing the total number of unemployed South Africans to around 5,19 million. However, Stats SA cautioned that following the introduction of the new master sample, quarterly unemployment trends have become rather unstable and should

be interpreted with circumspection. Encouragingly, the number of discouraged job seekers decreased by 124 000 in the year to the fourth quarter of 2015. As unemployment grew at a slightly faster pace than employment in the year to the fourth quarter of 2015, the official unemployment rate increased marginally to 24,5% from 24,3% a year earlier.

The seasonally adjusted unemployment rate decreased from 25,3% in the third quarter of 2015 to 25,1% in the fourth quarter. The youth unemployment rate rose to 50,4% in the fourth quarter of 2015, up from 48,8% a year earlier.

### Price inflation

The sharp decline in international commodity prices in 2015 led to a subdued global inflationary environment and contributed meaningfully to a more benign domestic inflation outcome than initially anticipated.

In addition, domestic demand and output growth slowed throughout the year, reducing inflationary pressures further. Consequently, headline consumer price inflation moderated from an annual average of 6,1% in 2014 to 4,6% in 2015 – the first moderation in annual average headline consumer price inflation in four years.

Despite the decline in crude oil and other international commodity prices, consumer price inflation accelerated gradually from a recent low of 3,9% in February 2015 to 4,8% in November, affected by the gradual depreciation in the exchange rate of the rand throughout the first eleven months of the year.

However, inflationary pressures intensified towards the end of 2015 and in the opening months of 2016 as food price inflation quickened in response to the severe drought conditions and as the exchange rate of the rand depreciated sharply. As such, consumer price inflation

quicken to 6,2% in January 2016.

Driven largely by falling international commodity prices, most measures of domestic producer price inflation moderated markedly in 2015. Producer price inflation for mining products decelerated substantially from an annual average of 4,2% in 2014 to an annual average of -4,1% in 2015. Likewise, producer price inflation for final manufactured goods more than

halved from an annual average of 7,5% in 2014 to 3,6% in 2015, while producer price inflation for intermediate manufactured goods moderated from an annual average of 8,2% in 2014 to a mere 0,8% in 2015, as price inflation slowed across a broad range of product categories. When measured as an annual average, producer price inflation for agriculture, forestry and fishing products moderated from 5,3% in 2014 to 4,7% in 2015.

However, producer price inflation for electricity and water – both administered prices – remained elevated throughout 2015, accelerating somewhat from an annual average of 9,9% in 2014 to 11,1% in 2015.

Notwithstanding the slowing annual average rates of inflation, most measures of producer price inflation accelerated in recent months; producer price inflation for final manufactured goods and intermediate manufactured goods amounted to 7,6% and 3,8% respectively in January 2016.

Driven largely by steep drought-induced agricultural price increases, producer price inflation for agriculture, forestry and fishing products accelerated markedly in the closing months of 2015, amounting to 23,6% in January 2016.

Throughout 2015, headline consumer price inflation outcomes were primarily shaped by movements in consumer goods price inflation, in particular that of non-durable goods.

Consumer goods price inflation accelerated from a recent low of 3,6% in September 2015 to 6,5% in January 2016, as non-durable goods price inflation – representing 71% of the total consumer goods price basket – quickened from 3,8% to 7,7% over the same period, in turn driven largely by movements in petrol price inflation and to a lesser extent by food price inflation.

The acceleration in petrol price inflation occurred despite falling international crude oil prices and was driven by the depreciation in the exchange rate of the rand as well as the dissipation of favourable base effects in recent months.

Suppressed by relatively weak domestic demand conditions, durable and semi-durable goods price inflation has remained fairly subdued in recent months; semi-durable goods price inflation slowed from 4,3% in June 2015 to 3,4% in December, largely due to a slow pace of increase in the prices of clothing and footwear, while durable goods price inflation accelerated marginally from 2,2% to 3,0% over the same period, despite the depreciation in the exchange rate of the rand.

Consumer services price inflation remained steady around the upper limit of the inflation target range of 6,0% for a prolonged period up to the middle of 2015. Thereafter, it slowed somewhat to 5,7% in December 2015, as moderations in transport, restaurant and hotel services price inflation outweighed a quickening in housing and utility services price inflation.

International food prices declined for a fourth consecutive year in 2015, with the international food price index of the United Nations Food and Agriculture Organization (FAO) averaging 19,1% below its level in 2014 on account of abundant global food supplies and an appreciating US dollar. However, when expressed in rand terms, the year-on-year change in the FAO international food price index accelerated notably from July 2015 onwards, amounting to 19,1% in January 2016 following the marked depreciation in the exchange rate of the rand in recent months.

Abundant supplies and high inventory levels following, among others, the removal of export taxes in Argentina and continued good crop prospects, resulted in international cereals prices falling further in 2015 with the FAO international cereals price index being 15,4% lower than in 2014.

However, despite lower international cereal prices, the dramatically reduced 2015 domestic maize crop following the most severe drought in decades resulted in domestic maize and wheat prices soaring to all-time high levels and occasionally trading above import parity levels.

Domestic agricultural producer food price inflation accelerated notably from -3,0% in January 2015 to 25,9% a year later. The quickening in agricultural producer food price inflation resulted almost entirely from a marked acceleration in price inflation for cereals and other crops, from -17,5% in January 2015 to 79,2% in January 2016, as the severe drought conditions ravaged crops in South Africa's primary maize- and wheat-producing areas.

The rise in domestic maize prices was exacerbated by expectations that South Africa



might have to import roughly four million tons of maize in the wake of the drought. Conversely, producer price inflation for live animals moderated notably from 11,5% in May 2015 to 1,0% in January 2016 due to the increased selling and slaughtering of herds in drought-stricken areas.

Producer food price inflation at the manufactured level has not fully responded to the pickup in agricultural food price inflation, decelerating to 5,0% in July and August 2015 before quickening to 7,8% in January 2016. However, in recent months some pass-through from the notable acceleration in inflation for agricultural crops and cereals became visible in price inflation for grain mill, starch and animal feed products, as well as for bakery products.

Nevertheless, similarly to the price movements for live animals, price inflation for manufactured-producer meat products slowed markedly to a mere 0,8% in January 2016.

Consumer food price inflation responded to the acceleration in agricultural and manufactured producer food price inflation with a time lag, initially moderating to 4,3% in June 2015 before accelerating to 7,0% in January 2016.

Nonetheless, the impact of the prolonged drought was evident in the quickening of price inflation for bread and cereals from 2,4% in April 2015 to 8,4% in January 2016 and a concomitant slowdown in meat price inflation from 6,4% to 4,3% over the same period, offsetting each other to some extent.

The acceleration in consumer food price inflation has become more broad-based in recent months, as price inflation for especially vegetables quickened notably in January 2016 due to the increased need for irrigation following the extreme temperatures experienced during the month.

Within an environment of fairly limited pricing power in the domestic economy on account of weak consumer demand, most measures of underlying inflation have moderated throughout 2015 before accelerating in December 2015 and January 2016.

Subtracting the impact of the more volatile food, non-alcoholic beverages and petrol prices from the calculation of targeted headline consumer price inflation, underlying inflation slowed from 5,9% in February 2015 to 5,5% in November before accelerating to 5,9% in January 2016.

Similarly, when further excluding the impact of electricity prices from the calculation, the resultant underlying measure of inflation moderated from

5,8% to 5,1% before quickening to 5,6% over the same period. However, the sharp depreciation in the exchange rate of the rand in December 2015 and January 2016 is expected to add to underlying inflationary pressures in coming months, irrespective of weak domestic demand.

An analysis of price changes based on the classification of individual consumption by purpose (COICOP) categories suggests a slight slackening in inflationary pressures from 2014 to 2015.

As such, annual consumer price inflation in 2015 exceeded the upper limit of the inflation target range in four of the twelve COICOP categories (as opposed to six categories in 2014), while four categories recorded price increases within the inflation target range (the same as in 2014) and four categories registered rates of change below the lower limit of the inflation target range (compared to two categories in 2014).

The accompanying graph shows that the housing and utilities category remained the main contributor to annual consumer price inflation in 2015 (increasing its contribution notably), followed by the miscellaneous goods and services category, which moved up from fourth position in 2014.

Consistent with extremely benign petrol price inflation following the decline in international crude oil prices, coupled with relatively subdued motor vehicle price inflation throughout 2015, the transport category subtracted from annual consumer price inflation in 2015 after contributing meaningfully to consumer price inflation in 2014.

Driven largely by movements in petrol price inflation, administered price inflation accelerated from a recent low of -4,5% in February 2015 to 8,8% in January 2016. Even though domestic petrol prices fell somewhat in the three months to January 2016 – the inland price of unleaded 95-octane petrol decreased by a cumulative 24 cents per litre over the three-month period – the year-on-year rate of change in consumer petrol price inflation accelerated markedly from -8,0% in October 2015 to 10,0% in January 2016, largely due to unfavourable base effects.

Furthermore, when excluding the effect of petrol prices from the calculation of administered prices, the rate of increase accelerated from 6,3% in February 2015 to 8,5% in December 2015 and January 2016, driven largely by accelerations in price inflation for electricity, water and assessment rates. When excluding electricity prices from the calculation of administered prices as well, the rate of increase quickened from

6,2% in June 2015 to 7,4% in December, before moderating to 7,1% in January 2016. In early March 2016, the National Energy Regulator of South Africa (NERSA) awarded Eskom a 9,4% increase for 2016/17.

Average inflation expectations, as measured in the Inflation Expectations Survey conducted by the BER in the fourth quarter 2015, shifted higher over the whole forecast period. The average headline inflation expectations of financial analysts, business representatives and trade unions increased marginally by 0,1 percentage points to 5,6% and 6,2% for 2015 and 2016 respectively, but increased by a more substantial 0,3 percentage points to 6,2% for 2017.

Analysts and business representatives revised their 2017 forecasts slightly upwards to 5,6% (up by 0,2 percentage points) and 6,6% (up by 0,1 percentage points) respectively. In contrast, trade union officials raised their forecast by a noticeable 0,4 percentage points to 6,3%.

Analysts expect inflation to quicken notably to 5,9% in 2016 before moderating to 5,6% in 2017. Business representatives and trade unions, in turn, expect inflation to accelerate in 2016 and 2017, from 6,4% in 2016 to 6,6% in 2017 in the case of business representatives, and from 6,2% to 6,3% over the same period in the case of trade union officials.

After edging lower to 5,9% in the third quarter of 2015, average five-year inflation expectations rebounded to 6,1% in the fourth quarter. While business representatives kept their five-year inflation expectations unchanged at 6,5%, those of analysts and trade-union officials rose by 0,1 percentage points to 5,5% and by 0,3 percentage points to 6,2%, respectively.

Average household inflation expectations for the next 12 months increased somewhat from 6,7% in the third-quarter 2015 survey to 6,9% in the fourth-quarter survey.

### Exchange rates

The South African rand depreciated sharply against most major currencies in the fourth quarter of 2015 as both global and domestic developments negatively affected the currency.

Whereas the weighted average exchange rate of the rand increased, on balance, marginally by 0,2% in October 2015, it declined by 2,1% and 8,3% in November and December respectively.

On balance, the nominal effective exchange rate of the rand declined by 10,0% in the fourth quarter of 2015 compared with a decline of 9,0% in the third quarter.

The weighted exchange rate of the rand declined by no less than 19,7% from 31 December 2014 to 31 December 2015, the sharpest fall since the 23,5% decline in 2008.

Like the currencies of many other emerging-market economies, the performance of the rand was affected by the normalisation of US monetary policy, declining international commodity prices as well as concerns about global economic growth.

Domestic factors – such as sluggish economic growth, a widening of the current-account deficit, concerns regarding the sustainability of the fiscal projections as well as multi-year low business and consumer confidence levels – negatively affected the performance of the domestic currency in especially the second half of 2015. The rand was one of the world's worst-performing currencies in 2015.

In January 2016, the South African rand continued its downward trend, weighed down by a strong US dollar and lingering concerns about the outlook for the Chinese economy. The US dollar was supported by solid US labour market data, which may justify further tightening of policy rates by the Fed.

By contrast, the growth projections for South Africa were revised further downwards by the IMF in its January 2016 World Economic Outlook (WEO), adding to the pressure on the rand. The rand stabilised somewhat in February 2016, depreciating by only 0,3% against the dollar from the end of January.

While the rand reached all-time lows against most major currencies on a nominal basis in December 2015, the real effective exchange rate of the rand also edged lower, but without matching the all-time low recorded in 2001.

Although the current exchange value of the rand is supportive of domestic-export growth, the probability of higher domestic input costs and slower economic growth in South Africa's main export trading-partner countries may erode potential gains from the depreciation in the domestic currency.

### Economic Development Department (EDD)

The EDD has assumed responsibilities relating to the creation of decent employment through inclusive economic growth, including the

**I**n 2015 for the first time, other African countries became South Africa's single biggest regional market, overtaking Asia. The country exported R303-billion worth of goods to other African countries, supporting about a quarter million South African jobs.

implementation of certain aspects of the NDP, the New Growth Path (NGP) and the national infrastructure plan as captured in outcomes 4, 6 and 7 of government's 2014-2019 Medium Term Strategic Framework (MTSF).

The department is also responsible for five public entities, comprising three regulatory bodies and two development finance institutions. These are: the Competition Commission, the Competition Tribunal, the International Trade Administration Commission of South Africa (ITAC), the Industrial Development Corporation (IDC) of South Africa and the Small Enterprise Finance Agency (Sefa).

In line with these responsibilities, the department's mandate includes the administration of the following legislation:

- Industrial Development Act, 1940 (Act 22 of 1940)
- Competition Act, 1998 (Act 89 of 1998)
- International Trade Administration Act, 2002 (Act 71 of 2002)
- Infrastructure Development Act, 2014 (Act 23 of 2014).

### Budget and funding

The EDD aims to drive government's priorities of job creation, inclusive economic growth and industrialisation, and to support the alignment of the State in implementing policies.

The department focuses its work in relation to outcome 4 (decent employment through inclusive growth) of government's 2014-2019 MTSF.

The department's 2009 NGP for creating the jobs that South Africa needs aims for the collective achievement of a more developed and equitable economy and society over the medium term, in the context of sustained growth.

It sets out critical markers for employment creation and growth, and identifies where viable changes in the structure and character of production can generate a more inclusive and greener economy over the medium to longer term.

To that end, it combines macroeconomic and microeconomic interventions. Over the medium term, the department will make interventions aimed at integrating its NGP, including: interventions in infrastructure initiatives, support to provinces on economic planning, and strategic support to development finance institutions and regulatory bodies.

Cabinet has approved reductions of R8,3 million for 2017/18 and R13,5 million for 2018/19 to the department's compensation of employees budget. The reductions are part

of Cabinet's decision to lower the national aggregate expenditure ceiling. The department's operational expenditure is largely on compensation of employees for the skilled personnel required to drive its policy and coordination interventions.

A reduction in personnel will be mitigated through partnerships with higher education institutions to provide technical expertise as it is required. After consultation with the Department of Public Service and Administration and National Treasury, the department will develop and implement a plan to manage its personnel expenditure within its reduced personnel budget.

The department's goods and services budget has been reduced, by R1,2 million for 2016/17, R1,2 million for 2017/18 and R1,4 million for 2018/19, particularly in travel and subsistence. The department plans to mitigate the impact of the reductions by shifting expenditure from nonperforming areas.

### Interventions in infrastructure initiatives

The EDD continues its work as secretariat to the Presidential Infrastructure Coordinating Commission (PICC), which focuses on 18 national strategic integrated projects. The secretariat's work is budgeted for in the Investment, Competition and Trade programme. R51,5 million over the medium term is allocated to compensation of employees in this programme.

The department will provide 60 annual progress reports to Cabinet on the strategic integrated projects, and unblock, fast-track and facilitate other infrastructure projects. The focus includes unblocking water use licence applications and environmental impact assessments so that projects can commence.

As the chair of the Saldanha-Northern Cape development corridor (strategic integrated project 5), the department will drive the corridor's implementation over the medium term. The Saldanha-Northern Cape development corridor promotes integrated rail and port expansion and back-of-port industrial capacity, strengthens maritime support capacity for oil and gas along the African West Coast, and expands iron ore mining production and beneficiation.

### Support to provinces on economic planning

The department was expected to continue supporting provinces on economic planning through a number of spatial, local and provincial economic initiatives. By end of 2015, support was being provided to the Free State, Eastern Cape, Northern Cape, North West, Limpopo and

KwaZulu-Natal.

Over the medium term, the department was expected to use 30 economic development initiatives to promote employment, empowerment and development in all the provinces. Support to provinces on economic planning is budgeted for in the Growth Path and Social Dialogue programme, and the increase in activities over the medium term drives expenditure to grow at an average annual rate of 12,4%, from R27,9 million in 2015/16 to R39,6 million by 2018/19.

### **Strategic support to development finance institutions and regulatory bodies**

The EDD continues to oversee and provide strategic direction to the development finance institutions and regulatory bodies reporting to it. This work accounts for 81% of total departmental spending over the medium term, or R1,7 billion, in the Investment, Competition and Trade programme.

The department will evaluate development finance institutions' performance on the impact of jobs. The department expects to have four strategic engagements per year with development finance institutions over the medium term, to improve administrative efficiencies and decrease turnaround times for project approvals.

The department will also undertake 14 engagements with the trade and competition regulatory bodies to improve administrative efficiencies and ensure that the competition authorities address the abuse of market power and support government's employment, industrialisation and development objectives.

To further support the work of the competition authorities, the allocation over the medium term to the Competition Tribunal has been increased to strengthen its capacity.

### **Regulatory and development finance institutions**

#### **Competition Commission**

The Competition Commission is a statutory body constituted in terms of the Competition Act of 1998. It is empowered to investigate, control and evaluate restrictive business practices, including the abuse of dominant positions and mergers; and to promote the advocacy of competition issues to achieve equity and efficiency in the South African economy. The commission's total budget for 2016/17 is R268,7 million.

#### **Competition Tribunal**

The Competition Tribunal was established in

terms of the Competition Act of 1998. All large corporate mergers and allegations of restrictive practices are brought before the tribunal by the Competition Commission and interested parties for adjudication. The tribunal's total budget for 2016/17 is R41,4 million.

### **International Trade Administration Commission of South Africa**

The ITAC is mandated to manage an efficient and effective trade administration system. It was established in terms of the International Trade Administration Act of 2002. The commission's total budget for 2016/17 is R88,7 million.

The ITAC is mandated to foster economic growth and development to raise incomes and promote investment and employment, in South Africa and within the Common Customs Union Area.

This is done by establishing an efficient and effective system for the administration of international trade, subject to this Act and the Southern African Customs Union Agreement.

The core functions are customs tariff investigations, trade remedies, and import and export control.

### **Industrial Development Corporation of South Africa**

The IDC is a national development finance institution established in terms of the Industrial Development Act of 1940 with the objective of leading industrial capacity development.

This entails aligning its priorities with those identified in terms of government policies and programmes related to industrial development, including relevant elements of the NDP, the NGP and the Industrial Policy Action Plan (IPAP).

In August 2015, it was announced that the IDC would channel R23 million towards black industrialists.

### **Small Enterprise Development Agency (SEDA)**

The SEDA was established in 2012 and combines the operations of Khula Enterprise Finance, the South African Micro-Finance Apex Fund and the IDC's small business operations.

The SEDA provides non-financial business-development and support services for small enterprises.

This is in partnership with other role players ensuring their growth, sustainability and enhancing their competitiveness and capabilities through coordinated services, programmes and projects.

The agency's total budget for 2016/17 is R581,5 million.

### New Growth Path

The NGP is government's vision to place jobs and decent work at the centre of economic policy. It sets a target of five million new jobs to be created by 2020.

It sets out the key jobs drivers and the priority sectors that we will focus on over the next few years. It is based on strong and sustained, inclusive economic growth and the rebuilding of the productive sectors of the economy.

Infrastructure development in particular is a foundation for more jobs and addressing rural under-development.

### Green economy

South Africa is committed to pursuing and exploring opportunities in its transition to an inclusive, low-carbon, resource-efficient green economy.

Government aims to use all opportunities in the green economy to create jobs and cut carbon emissions. High-tech innovations will help employment grow over the long term, as new technology spreads throughout the economy and transforms other, larger sectors. South Africa's chemical industry is of substantial economic significance, contributing around 5% to the GDP and approximately 25% of manufacturing sales.

The Green Fund is budgeted for in the Environmental Programmes programme, receiving 3,8% or R290,5 million of the programme's budget over the medium term. Established in 2011, the Green F a national fund providing catalytic finance for investment in green initiatives that will support South Africa's transition towards a green economy.

The fund is additional and complementary to existing fiscal allocations, focusing on innovative projects that need to cover a funding or financing gap. The fund is managed by the Development Bank of Southern Africa on behalf of the Department of Environmental Affairs.

By end of 2015, the Green Fund had a portfolio of 20 active and two completed investment projects, representing an investment commitment totalling R679,8 million.

By end of 2015, the financial contribution from private sector participants amounted to R91 million and was expected to exceed R500 million over the medium term.

## Department of Trade and Industry (the dti)

The work of the dti supports outcome 4 (decent employment through inclusive growth), Outcome 7 (comprehensive rural development and land reform) and outcome 11 (create a better South Africa, a better Africa and a better world) of government's 2014-2019 MTSF.

The department is also committed to implementing the Nine-Point Plan to ignite growth and create jobs. The department plays a critical role in facilitating three of the nine priority interventions: Beneficiation through adding value to mineral resources; A more effective implementation of a higher impact IPAP; and encouraging private sector investment.

These national priorities inform the department's spending priorities over the medium term, which are: increased investment facilitation, manufacturing incentives, supporting exports, and industrial spatial development.

The department will also focus on developing a programme to promote the long term sustainable development of black industrialists. The programme will accelerate the participation of black industrialists in the national economy, both in terms of their numbers and their influence.

The department will create multiple, diverse instruments for black industrialists to enter targeted industrial sectors and value chains that are aligned with government developmental priorities and specifically the IPAP.

By mid-2016, more than 22 black industrialists had been supported to the value of more than R1.5 billion, mainly in agro-processing; plastic and pharmaceuticals; electro technical equipment; and metals sectors. More than 2 000 jobs were created across the sectors.

A related medium-term priority for the department is the establishment of a Broad-Based Black Economic Empowerment (B-BBEE) Commission to enforce the BEE regulatory framework. The commission will strengthen and foster collaboration between the public and private sector in safeguarding the objectives of the B-BBEE Amendment Act of 2013.

By mid-2016, the IDC had provided R28 billion to black-owned businesses, and more than R53 billion for B-BBEE.

### Legislation, policies and strategies

The dti develops and reviews regulatory systems in the areas of competition, consumer protection, company and intellectual property, as well as public interest regulation.



It also oversees the work of national and provincial regulatory agencies mandated to assist the department in providing competitive and socially responsible business and consumer regulations, for easy access to redress and efficient markets.

The department's work is governed by a broad legislative framework. These include the:

- BBBEE Act, 2003 (Act 53 of 2003)
- Consumer Protection Act, 2008 (Act 68 of 2008)
- Cooperatives Amendment Act, 2013 (Act 6 of 2013), which amended the Co-operatives Act, 2005 (Act 14 of 2005)
- Copyright Act, 1978 (Act 98 of 1978)
- Intellectual Property Laws Rationalisation Act, 1996 (Act 107 of 1996)
- Liquor Act, 2003 (Act 59 of 2003)
- Patents Act, 1978 (Act 57 of 1978)
- Small Business Development Act, 1981 (Act 112 of 1981)
- Trade Marks Act, 1993 (Act 194 of 1993).
- Preferential Procurement Policy Framework Act, 2000 (Act 5 of 2000) as amended
- The BBBEE Amendment Act, 2013 (Act 46 of 2013), aims to strengthen the implementation of BBBEE and its reporting across the economy, as well as to put in place mechanisms to deal with non-compliance.

The Act has several objectives, including aligning it with other legislation that deals with BBBEE and the Codes of Good Practice.

It also seeks to establish the BBBEE Commission to create an institutional environment for monitoring and evaluating BBBEE.

Some of the key material amendments in the Act refer to:

- aligning the Act and the codes, which comprises an interpretation clause extended to include a trumping provision that stipulates that the BBBEE Amendment Act will trump any law that was in force prior to the commencement date of the Act.
- establishing the BBBEE Commission as an entity within the administration of the dti, headed by a commissioner appointed by the Minister; the commission will be responsible for overseeing, supervising and promoting adherence to the act, as well as the monitoring and evaluation of BBBEE
- setting clear penalties, which include a minimum penalty of 10 years imprisonment (and/or a fine) or if the offender is not a natural person, a fine of 10% of its annual turnover.

## Role players

### Presidential Infrastructure Coordinating Commission

The PICC has the following 18 strategic integrated projects (SIPs):

- Durban- Free State Gauteng Logistics and Industrial Corridor
- South Eastern node and corridor development
- Unlocking the economic opportunities in North West
- Saldanha-Northern Cape Development Corridor
- Integrated Municipal Infrastructure Project
- Integrated Urban Space and Public Transport Programme
- Green Energy in support of the South African economy
- Electricity Generation to support socio-economic development
- Electricity Transmission and Distribution for all
- Agri-Logistics and Rural Infrastructure
- Revitalisation of public hospitals and other health facilities
- National school build programme
- Higher Education Infrastructure
- Expanding access to communication technology
- SKA and MeerKat
- Regional Integration for African cooperation and development
- Water and Sanitation Infrastructure Master Plan

The main objective of the PICC awareness campaign is to promote infrastructure development initiatives across the country, whilst showcasing the tangible benefits in terms of job creation and mainstreaming access to social services.

### Business Partners Limited

Business Partners Limited is a specialist risk-finance company that provides customised financial solutions, sectoral knowledge, mentorship, business premises and other added-value services for formal small and medium enterprises in South Africa and selected African countries. The company is passionate about funding, supporting and mentoring entrepreneurs.

Business Partners Limited considers financing applications up to R50 million in all sectors of the economy — with the exception of on-lending activities, direct farming operations, underground mining and non-profit organisations — to those formal small and medium businesses whose gross assets are under R100 million, where

annual turnover does not exceed R200 million and/or employees are less than 500 in number.

Applications for financing below R500 000 are usually not considered; and the company does not operate in the informal or micro enterprise sectors.

### National Empowerment Fund

The NEF was established by the NEF Act, 1998 (Act 105 of 1998), to promote and facilitate black economic equality and transformation.

It provides finance and financial solutions to black businesses across a range of sectors.

It also structures accessible retail savings products for previously disadvantaged people based on state-owned equity investments.

Its mandate and mission is to be government's funding agency in facilitating the implementation of BBBEE, in terms of the BEE codes of good practice.

The fund has five core divisions: small and medium enterprises, rural development, venture capital, corporate finance, and women empowerment funds.

### South African Women Entrepreneurs' Network (SAWEN)

SAWEN is a South African national network that facilitates and monitors the socio-economic advancement of women entrepreneurs and their positive impact on the country's economy.

The objectives of SAWEN are to:

- provide a national vehicle that brings women and women's groups together to address the challenges faced by them.
- lobby government, public and private institutions on such issues, but not limited to policy, legislation and/or proposed legislation affecting either directly and indirectly the trade and commerce activities of women entrepreneurs.
- align SAWEN with other bodies or organizations with similar business interests at both national and international level, and to leverage the relationships arising out of these alignments for the benefit of its members.
- facilitate access to business resources, information and opportunities for South African women entrepreneurs in a way that promotes their effective participation in the global economy.
- profile and affirm women in business leadership positions in both public and private sectors.

To buttress government's intent of strategic intervention in women's economic empowerment, the dti has been using vehicles such as SAWEN, the Isivande Women's Fund (IWF), Bavumile

and Technology for Women in Business (TWIB).

The Ligugu Lami Awards acknowledge women entrepreneurs and encourages them to take pride in their achievements.

### Isivande Women's Fund

IWF is an exclusive fund that aims to accelerate women's economic empowerment by providing more affordable, usable and responsive finance than is currently available. The IWF assists with support services to enhance the success of businesses. It pursues deals involving start-up funding, business expansion, business rehabilitation, franchising and bridging finance.

The fund is managed by the IDC on behalf of the dti through a development fund manager.

IDF Managers is an SME financier aimed at supporting the creation of self-sustaining black and women owned businesses in South Africa by providing primarily financial and non-financial support to our investee companies.

The IDF Managers is responsible for reviewing eligible business plans requiring funding of R30 000 to R2 million.

The women enterprises have to meet the following criteria:

- At least six months in operation
- Requires early stage, expansions and growth capital;
- 50% plus one share owned and managed by women;
- Have potential for growth and commercial sustainability; and
- Improved social impact in the form of job creation.

### Small Business Finance Agency (Sefa)

The Sefa was established on 1 April 2012 following the merger of South African Micro Apex Fund, Khula Enterprise Finance Ltd and the small business activities of the IDC.

Sefa's mandate is to foster the establishment, survival and growth of SMMEs and contribute towards poverty alleviation and job creation.

Sefa has a regional footprint of nine offices around the country and it lends between R500 and R5 million to SMMEs.

The target market is survivalists, SMMEs, including cooperatives falling in the following funding gap:

- Survivalists and microenterprises – loans between R500 and R50 000
- Small enterprises – loans between R50 000 and R1 million
- Medium enterprises – loans between R1 million and R5 million.

Sefa has since its inception increased its total approvals to R3.6 billion and disbursed into the economy over R3.2 billion to over 200 000 small businesses.

For the 2015/16 financial year alone, Sefa approved R1.1 billion of loan facilities and disbursed R1.08 billion to 45 263 SMMEs and cooperatives through its various loan distribution channels.

Sixty-one youth-owned enterprises have been funded to the tune of R17.9 million through the Cooperatives Incentive Scheme, while R35.9 million has gone to 117 women enterprises. Some R45.2 million has funded 325 women-owned enterprises through the Black Business Support Development Programme.

## Resources

### Technology support

The dti implements skills development, economic infrastructure, and innovation and technology programmes to support priority sectoral and regional industrial development plans.

Some of the key programmes include the Technology and Human Resource for Industry Programme (THRIP), the Support Programme for Industrial Innovation (SPII) and the Centre for Entrepreneurship and Technology Programme.

Provision is also made for transfer payments and subsidies to:

- SEDA's Technology Programme, which is managed by SEDA, to finance and support early, seed and start-up technology-based ventures
- THRIP, which is managed by the National Research Foundation, to support research and technology development
- the SPII, which is managed by the IDC, to support a wide group of enterprises that promote technological development through financial assistance
- the Workplace Challenge Programme, which finances and supports world-class manufacturing and value-chain efficiency improvements in South African companies.

### Black Economic Empowerment

BEE is not only a political and social necessity for redressing the wrongs of the past, but will also help broaden economic participation, which will contribute to economic growth.

## Programmes and projects

### Black Business Supplier Development Programme

The Black Business Supplier Development

Programme is a cost-sharing grant offered to black-owned small enterprises to help them improve their competitiveness and sustainability, to become part of the mainstream economy and create employment.

The programme provides grants to a maximum of R1 million: R800 000 for tools, machinery and equipment on a 50:50 cost-sharing basis; and R200 000 for business development and training interventions per eligible enterprise to improve their corporate governance, management, marketing, productivity and use of modern technology.

The objectives of the incentive scheme are to:

- draw existing Small, medium and micro enterprises (SMMEs) exhibiting potential for growth into the mainstream economy
- grow black-owned enterprises by fostering linkages between black SMMEs and corporate and public-sector enterprises
- complement current affirmative procurement and outsourcing initiatives of corporate and public-sector enterprises
- enhance the capacity of grant-recipient enterprises to successfully compete for corporate and public-sector tenders and outsourcing opportunities.

### Industrial Policy Action Plan

The IPAP 2016/17 – 2018/19 is informed by the vision set out for South Africa's development provided by the NDP. The IPAP is a key pillar of the Nine-Point Plan, which seeks to ignite economic growth and create much-needed jobs.

### Automotives

The automotive industry remained the largest and leading manufacturing sector in the domestic economy.

The automotives sector has performed exceptionally well. For example, R7.8 billion in government incentives has yielded R28.5 billion worth of investments by Original Equipment Manufacturers. At the same time, exports grew to R151.5 billion in 2015, while 113 360 jobs were being supported in the sector by the beginning of 2016.

The dti has established a team of technical experts to develop a post-2020 Automotives Master Plan.

The mandate of the team is to examine the entire automotive sector and not just the existing Automotive Policy Development Plan, which will include light, medium and heavy vehicles and motorcycles.

The purpose is to ensure that in the context

of long-term policy certainty, a post-2020 Master Plan will create a framework to secure even higher levels of investment and production, higher exports, deepening localisation and expanding employment.

The dti initiated the Medium and Heavy Commercial Vehicles Automotive Investment Scheme (MHCV-AIS), a sub-component of the Automotive Investment Scheme (AIS), an incentive designed to grow and develop the automotive sector through investment in new and/or replacement models and components that will increase plant production volumes, sustain employment and/or strengthen the automotive value chain.

The MHCV-AIS provides for a non-taxable cash grant of 20% of the value of qualifying investment in productive assets by medium and heavy commercial vehicle manufacturers and 25% of the value of qualifying investment in productive assets by component manufacturers and tooling companies for MHCV's as approved by the dti.

Some of the conditions are that the applicant must:

- be a registered legal entity in South Africa in terms of the Companies Act, 2008 (Act 71 of 2008 (as amended); Companies Act, 1973 (as amended); or the Close Corporations Act, 194 (as amended), and must undertake manufacturing in South Africa.
- be a taxpayer in good standing and must, in this regard, provide a valid tax clearance certificate before the MHCV-AIS grant is disbursed. The grant will only be applicable to investment in assets that will be used in the entity's South African operations.
- submit a business plan with a detailed marketing and sales plan, a production plan, budget and projected financial income statement, cash flow statement and balance sheet, for a period of at least three (3) years for the project.
- submit a B-BBEE certificate, ITAC Registration certificate, projected financial income statement, cash flow statement and balance sheet for a period of at least three years of the relevant division, cost centre or branch where the project is located, if applicable.
- submit a cost benefit analysis for the project in cases where it cannot provide information in respect of a cost centre.

### Clothing and textiles

Clothing, Textiles, Leather and Footwear, after government has set a 100% local content

requirement, has seen the reintroduction of products where local production had been discontinued.

These include technical fabrics, protective footwear, protective fabrics and chambray fabrics.

The value of public procurement of locally produced clothing and textile products recorded by National Treasury increased from R264 million in 2013/14 to R479 million in 2015/16, an increase of 82%.

This intervention, supported also by the Clothing and Textile Competitiveness Improvement Programme, has contributed to turning the sector around. In response to the flood of cheap clothing imports, government has increased the import duty on clothing to 45% in line with World Trade Organisation regulations

### Business process services (BPS)

South Africa's BPS sector continued to maintain its status as a leading global outsourcing destination, whilst steadily moving up the value chain in terms of service offerings.

BPS already accounts for 200 000 jobs nationally and is one of the country's fastest growing sectors, with double digit growth over the past five years.

By the end of 2015, a further 18 000 jobs had been created as a direct result of the BPS incentive, representing a growth rate of 26% per annum.

### Special Economic Zones

The South African Government, in an effort to reposition itself in the world economy, established the Industrial Development Zones (IDZ) programme.

SEZs are geographically designated areas of a country set aside for specifically targeted economic activities, supported through special arrangements (that may include laws) and systems that are often different from those that apply in the rest of the country.

The purpose of the SEZ programme is to:

- expand the strategic industrialisation focus to cover diverse regional development needs and context;
- provide a clear, predictable and systemic planning framework for the development of a wider array of SEZs to support industrial policy objectives, the IPAP and the NGP;
- clarify and strengthen governance arrangements, expand the range and quality of support measure beyond provision of infrastructure; and

- provide a framework for a predictable financing framework to enable long term planning.

There are currently five operating IDZs in South Africa, namely:

- The Coega IDZ is the largest IDZ in Southern Africa. It was designated in 2001 and became South Africa's first IDZ. It is located in the Nelson Mandela Bay Metropolitan Municipality in the Eastern Cape and it is strategically located on the east-west trade route to service both world and African markets. The Coega IDZ leverages public sector investment to attract foreign and domestic direct investment in the manufacturing sector with an export orientation. The IDZ has attracted investment in the agro-processing, automotive, aquaculture, energy, metals logistics and business process services sectors. This has advanced socio-economic development in the Eastern Cape region through skills development, technology transfer and job creation.
- The Richards Bay IDZ is a purpose built and secure industrial estate on the North-Eastern South African coast. The N2 business corridor links the province's two major ports, Durban and Richards Bay, and connects with Maputo in Mozambique and, ultimately, areas of East Africa. It is linked to an international sea port of Richards Bay, tailored for manufacturing and storage of minerals and products to boost beneficiation, investment, economic growth and, most importantly, the development of skills and employment. First-world infrastructure allows for the full exploitation of the areas' natural and strategic advantages. Through the superb industrial infrastructure, well-established network of shipments, tax and duty-free incentives, the IDZ aims to encourage international competitiveness and the attraction of export-orientated manufacturing investment.
- The East London IDZ has become a prime industrial park in South Africa, renowned for its customised solutions for various industries including automotive, agro-processing and aqua-culture. The IDZ offers growth oriented companies a specialised manufacturing platform, innovative industrial and business solutions access to new markets and strategic industry networks. The IDZ, one of the country's leading specialised industrial parks, is located in Buffalo City, the municipal area which also incorporates Bhisho, the province's capital and King William's Town. It is one of the first IDZs in South Africa to be operational and represents an ideal choice for the location of exported manufacturing and processing. Its location provides investors with connections to major markets, locally and across the globe.
- The Saldanha Bay IDZ in the Western Cape is expected to serve as the primary oil, gas and Marine Repair engineering and logistics services complex in Africa, servicing the needs of the upstream Oil Exploration Industry and Production service companies operating in the oil and gas fields off Sub-Saharan Africa. Situated approximately two hours north of Cape Town, the IDZ will include logistics, repairs and maintenance, and fabrication activities.
- The Dube TradePort is a catalyst for global trade and a portal between KwaZulu-Natal and the world. It is the only facility in Africa that brings together an international airport, a cargo terminal, warehousing, offices, a retail sector, hotels, and an agricultural area. Located 30km north of Durban, Dube TradePort is positioned between the two biggest sea ports in Southern Africa, and linked to the rest of Africa by road and rail. Areas that have been designated as the IDZ are the Dube TradeZone and the Dube AgriZone. The Dube TradeZone aims to focus on manufacturing and value-addition primarily for automotive, electronics and fashion garments. The facility involves warehousing, manufacturing, assembling real estate resource, complete with a single facility in which all freight forwarders and shippers are located (Dube TradeHouse), which enjoys a direct link to the adjacent Dube Cargo Terminal via an elevated cargo conveyor system. The Dube AgriZone – a high-tech, future farming facility and host to the continent's largest climate-controlled growing area under glass – will focus on high-value, niche agricultural and horticultural products. The AgriLab will look into specialised tissue culture, greenhouses, flowers and plants, all of which require swift air transportation.

### South African Emerging Black Filmmakers Incentive Scheme

Between 2008 and 2013, the number of South African film productions have increased from 49 projects to 398 projects of which 256 were South African productions, 77 co-productions and 65 foreign productions with an expenditure of R8 billion.

Since the launch of the South African Emerging Black Filmmakers Incentive Scheme in September 2014 until the end of April 2015, the



dti approved 15 projects with an incentive value of R42.7 million with production expenditure of R93.8 million.

### **Business process outsourcing and offshoring**

Business process outsourcing and offshoring is a major global trend, with a significant positive impact on developing countries with the required skills, cost advantages and infrastructure. Under the Monyetla 2 Programme, 3 400 recruits were trained, of which 70% have been guaranteed employment by the business process outsourcing consortium.

### **African Growth and Opportunity Act (Agoa)**

In September 2013, a high-level government and business delegation visited the USA to present South Africa's case for the extension of the Agoa beyond its 30 September 2015 expiry date, as well as the continued inclusion of Africa's largest economy as a beneficiary of the scheme.

### **South African Premier Business Awards**

The South African Premier Business Awards is hosted annually by the dti in partnership with Proudly South African and Brand South Africa.

The awards recognise business excellence and honour enterprises that promote the spirit of success and innovation as well as job creation, good business ethics and quality. These awards bring together all single sector awards, among others technology, manufacturing and women in business. The awards are as follows: Lifetime Achievement Award; Manufacturers Award; Exporters Award; Enterprise Development Support Award; Women-Owned Businesses Award; Investor of the Year Award; Proudly South African Enterprise Award; Play your Part Award; SMME Award; Young Entrepreneur Award, and Black Industrialist Award.

### **International cooperation**

The Investment and Trade Initiative (ITI) is part of the dti's objective to create market penetration for South African value-added products and services, and to promote South Africa as a trade and investment destination.

In February 2016, the dti participated in the 7th ITI to India. In March 2016, the dti lead a delegation of businesspeople on an ITI in Porto Alegre and Sao Paulo, Brazil. The objective of the ITI to Brazil was to increase exports of value-added products to the Brazilian market.

South African companies have made inroads

into the Brazilian market, with select products being marketed by companies with a strategic and long-term perspective of the Brazilian market which have been able to penetrate and unlock long-term and sustainable exports.

The ITI focuses on showcasing South Africa's diverse range of capabilities to produce world-class products and services in the targeted sectors, which include agro-processing (rooibos tea, dried fruits, spices, sauces, frozen fish and sparkling 100% fruit juice), industrial chemicals and automotive components.

South African companies have developed highly specialised skills and products and there are various opportunities for South African companies to market their expertise and collaborate in projects with their Brazilian counterparts.

The programme of the ITI includes trade and investment seminar, business-to-business meetings and sector-specific business site visits to companies in São Paulo and Porto Alegre.

### **Department of Public Enterprises (DPE)**

The mandate of the DPE is to ensure that the state-owned companies (SOCs) in its portfolio are directed to serve government's strategic objectives, as articulated in the NDP, the NGP and the IPAP.

In the current economic climate, SOCs have emerged as key instruments for the State to drive its developmental objectives of creating jobs, and for enhancing equity and transformation.

The SOCs in the department's portfolio form the cornerstone of the economy and their capacity would be strategically used to support the delivery of the NDP's outcomes, making the strengthening of oversight tools for the SOCs crucial to socio-economic transformation.

The department does not directly execute programmes but seeks to leverage off state ownership in the economy to support the delivery of key outcomes outlined in the NDP and government's 2014-2019 MTSF.

The DPE oversees the six SOCs in its portfolio: Alexkor, Denel, Eskom, the South African Forestry Company (SAFCOL), South African Express Airways and Transnet. The department aims to ensure that they are financially sound and pursuing government's national development objectives, in particular Outcome 6 (an efficient, competitive and responsive economic infrastructure network) of

the 2014-2019 MTSF.

Over the medium term, the department was expected to focus on strengthening its oversight functions, increasing the public sector's investment in the economy, reducing SOCs' reliance on the fiscus, and ensuring their financial sustainability.

## Role players

### Alexkor

Alexkor was established in terms of the Alexkor Limited Act of 1992 to mine marine and land diamonds in Alexander Bay. In line with Outcome 6 (an efficient, competitive and responsive economic infrastructure network) of government's 2014-2019 MTSF, the company is exploring opportunities in energy through coal and limestone mining opportunities, which will require the organisation to expand its operations beyond the Northern Cape.

Alexkor has further commissioned and started a study into non-mining activities in the Northern Cape that the Richtersveld community could pursue from the proceeds of the pooling and sharing joint venture.

The land mining rights and 49% of the mining operations were ceded to the Richtersveld community following the conclusion of the land restitution agreement with government in 2007. Alexkor remains the owner of the sea mining rights and 51% of the mining operations.

The mining operations with the land and sea mining rights have been pooled into an unincorporated entity called the Alexkor Pooling and Sharing Joint Venture. The mining operations employ 250 people.

The settlement agreement included, among other things, the restoration of land and mineral rights, the formation of the pooling and sharing joint venture, environmental rehabilitation, and the establishment and development of the town at Alexander Bay.

As a result, since November 2013, the town has been made official and now forms part of the Richtersveld Municipality. Progress to date includes the upgrade of residential properties' electrical and water reticulation systems, and the transfer of the mine operations restored with the land mining rights to the Richtersveld Mining Company. The implementation of the plan to rehabilitate mining areas has also begun.

The company has also undertaken an initial study to explore alternative revenue streams to improve its financial position. Alexkor will continue to work towards improved sustainability over the medium term.

### South African Forestry Company

SAFCOL is government's forestry company conducting timber harvesting, timber processing and related activities, both domestically and internationally.

The company also contributes to education and health care infrastructure through maintaining its commitment to support the growth and transformation of the communities in which it operates and promoting socio-economic development.

It provides almost 5 000 permanent and contractual jobs in rural areas in Mpumalanga, Limpopo and KwaZulu-Natal.

### Broadband Infraco

Broadband Infraco is an SOC that operates within specific focus areas of the country's telecommunications sector.

It is intended to improve market efficiency in the long-distance connectivity segment by increasing available long-distance network infrastructure.

Broadband Infraco provides long-distance national and international connectivity to licensed private sector partners, licence-exempt projects of national importance and previously underserved areas.

Broadband Infraco also provides strategic international connectivity to operators in the South African Development Community (SADC) region and on the west coast of Africa.

Broadband Infraco fibre optic network currently comprises approximately 14 000 km of fibre and 158 Pops Points of Presence (PoPs) countrywide.

### Denel

Denel is the largest manufacturer of defence equipment in South Africa and operates in the military aerospace and landward defence environment.

It is an important defence contractor and a key supplier to the South African National Defence Force (SANDF), both as a manufacturer of original equipment and service provider for the overhaul, maintenance, repair, refurbishment and upgrade of equipment in the SANDF's arsenal.

Denel supplies systems and consumables to end-users, as well as sub-systems and components to its industrial client base.

It also has a number of equity partnerships, joint ventures and cooperation agreements with international players in the defence industry.

### Eskom

Eskom's mandate is to generate, transmit and distribute electricity to industrial, mining, commercial, agricultural and residential customers and redistributors.

It contributes to the realisation of Outcome 6 (an efficient, competitive and responsive economic infrastructure network) of government's 2014-2019 MTSF.

Eskom generates 95% of the electricity used in South Africa and 45% of the electricity used in Africa.

To stabilise the company's liquidity, Cabinet approved a R23 billion equity injection to Eskom in 2015 which was enabled through the Eskom Special Appropriation Act of 2015, and converted a R60 billion subordinated loan into equity to strengthen the company's balance sheet.

This will enable Eskom to borrow in financial markets to fund its infrastructure build programme. The first R10 billion tranche of funding was transferred to Eskom in July 2015 and a further R5 billion was transferred in December 2015.

### South African Airways

SAA is South Africa's national airline and operates from OR Tambo International Airport in Johannesburg, Gauteng. Its principal activities include providing scheduled air services for the transportation of passengers, freight and mail to international, regional and domestic destinations. In fulfilling its mission to be an African airline with global reach, it operates to 38 destinations worldwide and provides a competitive, quality air transport service within South Africa and to major cities worldwide.

### South African Express

South African Express Airways was established in 1994 as a regional carrier operating domestic and regional flights, serving secondary routes in South Africa and the continent, including regional routes to Botswana, Namibia, Democratic Republic of the Congo, Zimbabwe and Zambia.

It also provides feeder air services that connect with the South African Airways network.

### Transnet

Transnet's mandate is to contribute to lowering the cost of doing business in South Africa, enable economic growth, and ensure security of supply through providing appropriate port, rail and pipeline infrastructure in a cost-effective and efficient manner.

This is in line with Outcome 6 (an efficient, competitive and responsive economic

infrastructure network) of government's 2014-2019 MTSF.

Considering the economic climate, the company is reviewing its investment programme to ensure that it is optimised and remains affordable, which may necessitate an extension in planned capital programme expenditure from 7 to 10 years, due to a decrease in export demand for commodities.

Notwithstanding these challenges, over the medium term and beyond, Transnet will continue with a number of key infrastructure and equipment projects.

These include the rollout of the manganese expansion project, the berth deepening and reconstruction of Durban Container Terminal Pier 2, the doubling in size of the Overvaal Tunnel, the delivery of the 1 064 locomotives, and delivery on Operation Phakisa initiatives, which relate to the oceans economy.

### Government Employees Pension Fund (GEPF)

The GEPF is Africa's largest pension fund, with more than 1,2 million active members, in excess of 400 000 pensioners and beneficiaries, and assets worth more than R1.6 trillion.

State workers and retirees, including departmental bureaucrats, teachers, nurses and members of the police force are among its members.

### Department of Small Business Development (DSBD)

The mission of the DSBD is to create a conducive environment for the development and growth of small businesses and cooperatives through the provision of enhanced financial and non-financial support services.

The DSBD creates a conducive environment for the development and growth of small businesses and cooperatives through the provision of:

- enhanced financial and non-financial support services,
- competitiveness, market access,
- promotion of entrepreneurship, advancing localisation
- leveraging on public and private procurement.

The department leads an integrated approach on the promotion and development of small businesses and cooperative, focusing on the economic and legislative drivers that would stimulate entrepreneurship to contribute to radical economic transformation.

According to the Goldman Sachs 2015 Report on Small Business, the South African economy

can grow by 5% over the next five years if government and the private sector invest R12 billion in 300 000 small businesses.

During the 2015/16 financial year, the DSBD continued with the roll-out of red tape reduction guidelines at municipal level with 81 municipalities.

By end of 2015, the DSBD and its partners were implementing the National Informal Business Upliftment Strategy (NIBUS), which hinges on three pillars:

- Building capacity of local traders;
- Promoting partnerships between locals and foreign nationals; and,
- Ensuring an effective regulatory environment, such as by-laws enforcement, addressing migration issues, etc.

The NIBUS seeks to uplift informal businesses and render support to local chambers/business associations and Municipal Local Economic Development offices to deliver and facilitate access to upliftment programmes.

The focus will mainly be on designated groups – women, youth and people with disabilities – in townships and rural areas of South Africa. The strategy advances government's priorities of speeding up growth and transforming the economy to create decent work and sustainable livelihoods through inclusive growth.

The strategy specifically targets entrepreneurs in the informal economy. This sector has been identified as critical in addressing the key developmental goals of the government, namely sustainable livelihoods (poverty), job creation (unemployment) and equality (inequality). More than two million South Africans are making means in the informal economy, mostly as survivalist enterprises. There are also vibrant economic business activities that need support to graduate from survival to sustainability and performance.

## Department of Public Works (DPW)

The DPW is mandated to be the custodian and portfolio manager of national government's immovable assets.

Following the operationalisation of the Property Management Trading Entity in 2015/16, the department's role will now be policy formulation, coordination, regulation and oversight relating to the provision of accommodation and expert built environment services to client departments at the national government level; as well as, through the Property Management Trading Entity, the planning, acquiring, managing and disposing of immovable assets in the department's custody.

The department is further mandated to coordinate and provide strategic leadership in job creation initiatives through the implementation of the Expanded Public Works Programme (EPWP). Public works is constitutionally designated as a concurrent function exercised by both the national and provincial spheres of government.

As articulated in government's 2014-2019 MTSF and the NDP, slow economic growth and the associated unemployment are expected to characterise South Africa's economic performance over the medium term.

Against this background, the DPW is expected to contribute to providing labour intensive work opportunities and income support to low skilled or unskilled unemployed people by coordinating the EPWP.

The department enables participating government and non-government bodies to identify and bring into the programme labour intensive projects with a significant capacity to absorb low skilled work seekers.

## Legislation and policies

The DPW is governed by:

- The State Land Disposal Act, 1961 (Act 48 of 1961)
- Occupational Health and Safety (OHS) Act, 1993 (Act 85 of 1993), compels the DPW to prepare health and safety specifications for any intended construction project and contractors making a bid, or appointed to perform construction work with the specifications.

Responsibility for OHS and workers' compensation in South Africa resides in three government departments:

- The Department of Labour is responsible for workers' compensation, in terms of the Compensation for Occupational Injuries and Diseases Act, 1993 (Act 130 of 1993), and for OHS, in terms of the OHS Act of 1993.
- The Department of Mineral Resources is responsible for OHS in mines and mining areas, in terms of the Mine Health and Safety Act, 1996 (Act 29 of 1996).
- The Department of Health is responsible for compensating mine workers, in terms of the Occupational Diseases in Mines and Works Act, 1993 (Act 208 of 1993).

## Role players

### Construction Industry Development Board (CIDB)

The CIDB provides leadership to stakeholders; stimulates the growth, reform and improvement

of the construction sector; and enhances the industry's role in the South African economy. The board's total budget for 2016/17 is R126 million.

### **Council for the Built Environment (CBE)**

The CBE is an overarching body that coordinates the six built-environment professional councils – architecture, engineering, landscape architecture, project and construction management, property valuation and quantity surveying – to promote good conduct within the professions, transform them and advise government on built-environment related issues.

The CBE is also an appeal body to ensure protection of the public interest. As such, the CBE and the six councils for the professions maintain, and apply, standards for built-environment professionals' conduct and practice to effectively protect the interests of the public. The council's total budget for 2016/17 is R45 million.

### **Programmes and projects**

#### **Expanded Public Works Programme**

The EPWP is one of government's key programmes aimed at providing poverty and income relief through temporary work for the unemployed.

The EPWP is a nationwide programme covering all spheres of government and SOEs.

The programme provides an important avenue for labour absorption and income transfers to poor households, in the short to medium-term.

EPWP projects employ workers on a temporary or ongoing basis with government, contractors, or other non-governmental organisations under the Ministerial Conditions of Employment for the EPWP or learnership employment conditions.

The EPWP creates work opportunities in four sectors, namely infrastructure, non-State, environment and culture and social, by:

- increasing the labour intensity of government-funded infrastructure projects
- creating work opportunities through the Non-Profit Organisation programme and Community Work Programme
- creating work opportunities in public environment and culture programmes
- creating work opportunities in public social programmes.

The EPWP also provides training and enterprise development support, at a sub-programme level. Since 2012/13, the EPWP has created 4 185 426 work opportunities, and targets creating an additional 4 205 730 work opportunities by the end of 2018/19.

As the coordinator of the programme, the DPW will monitor the quality of the programme's delivery of infrastructure and services to the poor (including training), and it will encourage greater participation in the programme and community ownership of it.

Spending on transfers and subsidies for the EPWP was set to increase from R1.7 billion in 2015/16 to R2.3 billion in 2018/19, at an average annual rate of 11%.

For coordinating the programme, the department projects spending R1 billion over the medium term, specifically on compensation of employees and goods and services; including R622 million for personnel providing support at the provincial level for administering the programme grants.

### **Department of Labour**

The mandate of the Department of Labour is to regulate the labour market through policies and programmes developed in consultation with social partners, which are aimed at:

- improving economic efficiency and productivity
- facilitating decent employment creation
- promoting labour standards and fundamental rights at work
- providing adequate social safety nets to protect vulnerable workers
- promoting and enforcing sound labour relations
- eliminating inequality and discrimination in the workplace
- enhancing occupational health and safety awareness and compliance in the workplace
- giving value to social dialogue in the formulation of sound and responsive legislation and policies to attain labour market flexibility for competitiveness of enterprises that is balanced with the promotion of decent employment.

### **Legislation and policy**

The department administers the following legislation:

- The Labour Relations Act, 1995 (Act 66 of 1995), applies to all workers and employers, and aims to advance economic development, social justice, labour peace and the democracy of the workplace.
- The Employment Equity Act, 1998 (Act 55 of 1998), applies to all employers and workers and protects workers and job seekers from unfair discrimination, and also provides a framework for implementing affirmative action.
- The Unemployment Insurance Act, 1996



(Act 30 of 1996), provides security to workers, when they become unemployed.

- The OHS Act, 1993 (Act 85 of 1993), provides and regulates health and safety at the workplace for all workers.
- National Economic Development and Labour Council (NEDLAC) Act, 1994 (Act 35 of 1994).
- Skills Development Act, 1998 (Act 97 of 1998 as amended), develops and improves the skills of the South African workforce.
- Employment Services Act, 2014 (Act 4 of 2014), promotes employment, growth and workplace productivity.

### Labour Policy and Industrial Relations

The Labour Policy and Industrial Relations Branch supervises policy research, labour market information and statistical services.

This includes regulation of labour and employer organisations and bargaining councils, dealing with all the department's responsibilities and obligations in relation to the International Labour Organisation and other international and regional bodies with which the South African Government has formal relations, as well as the effective functioning of the Commission for Conciliation, Mediation and Arbitration (CCMA) and NEDLAC.

The CCMA is an independent dispute-resolution body created in 1996, in terms of the Labour Relations Act of 1995.

It does not belong to, nor is it controlled by, any political party, trade union or business.

The CCMA was established to provide South Africans with an accessible, user-friendly and affordable labour dispute resolution system.

Workers who have allegedly been unfairly dismissed, or are the victims of various unfair labour practices, are able to approach the CCMA alone or with certain categories of recognised representatives to seek redress for workplace wrongs.

The Labour Policy and Industrial Relations programme receives R9.1 million in 2017/18 and R9.7 million in 2018/19 to establish a national minimum wage fixing mechanism, to adjust the level of the wage periodically, and to review the impact of the national minimum wage.

### Role players

#### Unemployment Insurance Fund (UIF)

The UIF is a public entity of the Department of Labour that contributes to alleviating poverty in South Africa by providing effective short-term unemployment insurance to all workers who qualify for unemployment and related benefits.

The Unemployment Insurance Amendment

Act, 2003 (Act 32 of 2003) deals with the administration of the fund and the payment of benefits.

It also provides for the commissioner to maintain a database to pay benefits to beneficiaries.

The South African Revenue Service (SARS) continues to administer the Unemployment Insurance Contributions Act, 2002 (Act 4 of 2002).

The fund is financed through contributions from employees and employers, as legislated in the Unemployment Insurance Contributions Act of 2002, as well as return on investments.

SARS collects contributions from all employers whose workers pay employees' tax. The collection of contributions from all other employers is delegated to the Unemployment Insurance Commissioner.

The fund's mandate and job creation initiatives contribute to three core elements identified in the NDP (social protection through the provision of unemployment insurance to all workers in the country; employment through investment in job creation projects; and quality education and skills development through training initiatives) that aim to provide unemployed beneficiaries with various artisan skills.

In addition to improving benefits, the fund aims to improve its efficiency by improving the rate at which claims are processed and paid from five weeks in 2015/16 to four weeks in 2017/18, and then to three weeks in 2018/19.

The fund also aimed to save an estimated 35 000 jobs over the medium term by assisting distressed companies through an allocation of R229.1 million to Productivity South Africa's turnaround solutions programme.

The training lay-off scheme is an alternative to retrenchment for companies in distress. Participation in this scheme will ensure that beneficiaries of the fund do not lose their jobs, and are reskilled to remain active in the labour market

### Compensation Fund (CF)

The department administers the CF, which compensates workers who are victims of occupational disability, occupational disease and fatal work incidents.

The services of the Compensation for Occupational Injuries and Diseases Act, 1993 (Act 130 of 1993) were extended and are rendered at provincial level.

To further strengthen social protection, the fund is working on amendments to the Compensation for Occupational Injuries and Diseases Act of 1993 to include domestic workers as

beneficiaries; develop a rehabilitation, reintegration and return to work policy for injured and diseased workers; and increase benefits.

The CF will work towards the continual enhancement and improvement of its claims registration, payments and automated adjudication systems to improve service delivery, and the marketing and promotion of its online claims registration portal.

These initiatives are expected to lead to an increase in spending over the medium term in the administration programme from R827.4 million in 2015/16 to R1.1 billion in 2018/19.

The Umehluko integrated claims management enables employers and medical service providers to report accidents and submit medical reports online. Using this system, the fund's clients can track the status of their claims at any time, and it is set to improve the percentage of medical claims finalised per year within a three month period from 60% or 199 476 in 2015/16 to 80% or 313 783 in 2018/19.

In an effort to strengthen social protection and alleviate poverty, the fund's board reviewed the existing compensation and pension benefits, and increased the minimum payout by 7 per cent from R3 878 to R4 151 per month. The fund also planned to increase the number of employers registered with the fund from 592 972 in 2015/16 to 719 126 in 2018/19 in order to increase the number of workers covered.

The fund's main source of revenue is the levies payable by employers based on a determined percentage of the annual earnings of their employees and the risk category of the employer.

Total revenue collected in 2015/16 amounts to R11.3 billion, and is estimated to grow to R20.3 billion in 2018/19. It is used to pay benefits and cover the cost of administering the fund.

### **National Economic Development and Labour Council**

NEDLAC requires organised labour, organised business, community-based organisations and government to work as a collective to promote the goals of economic growth, and social and economic equity. The council's total budget for 2016/17 is R30.9 million.

Organised business is represented by Business Unity South Africa, which brings together the Black Business Council and Business South Africa.

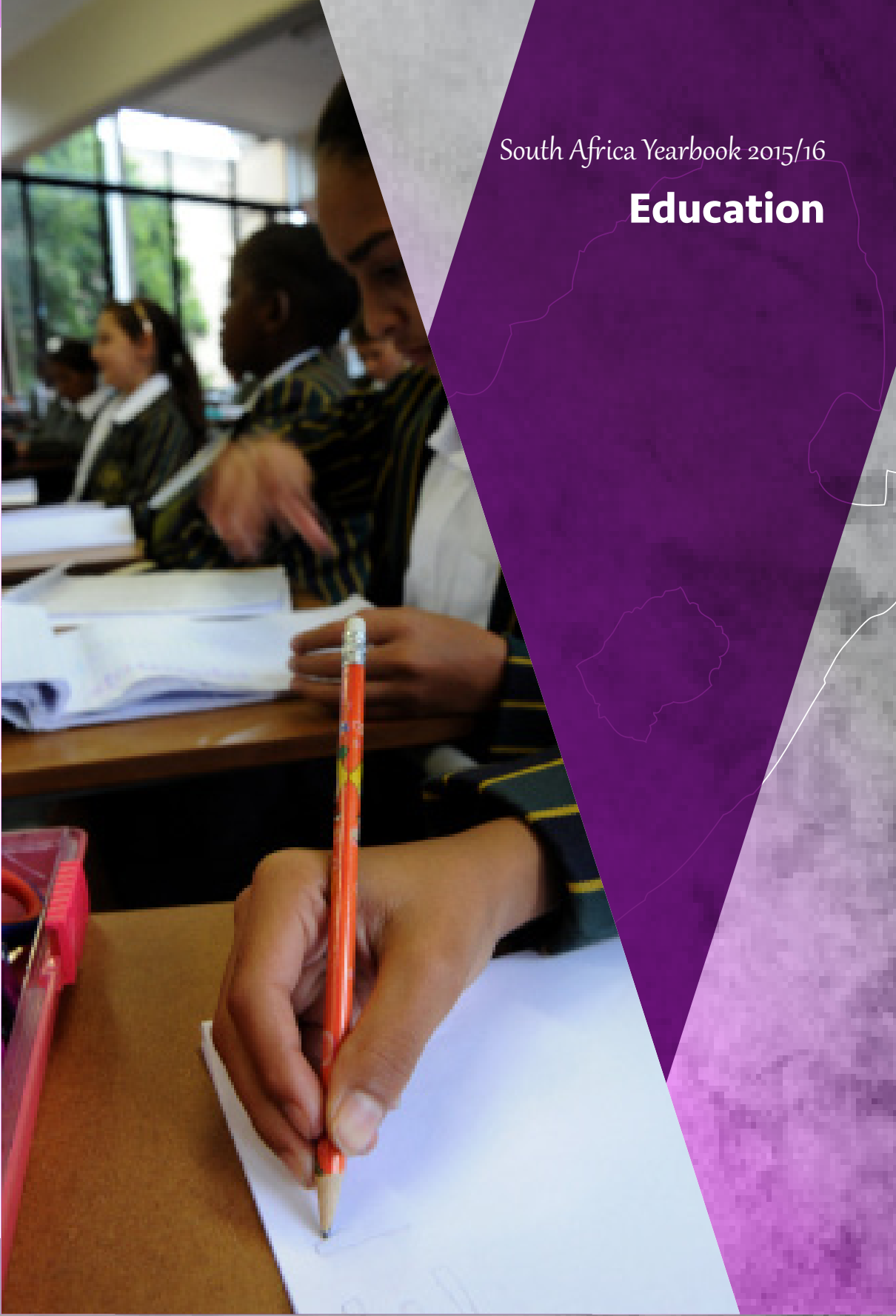
Organised labour is represented by the three main labour federations in South Africa: the Congress of South African Trade Unions, the Federation of Unions of South Africa and the

National Council of Trade Unions.



*South Africa Yearbook 2015/16*

# **Education**



## Basic education

The Department of Basic Education (DBE) deals with all schools from Grade R to Grade 12, including adult literacy programmes. The aim of the DBE is to develop, maintain and support a South African school education system for the 21st century.

## Legislation and policies

Education in South Africa is governed by the following key policies and legislation:

- The fundamental policy framework of the Ministry of Basic Education is stated in the Ministry's first *White Paper on Education and Training in a Democratic South Africa: First Steps to Develop a New System*, published in February 1995.
- The National Education Policy Act (Nepa), 1996 (Act 27 of 1996) brought into law the policies, and legislative and monitoring responsibilities of the Minister of Education, as well as the formal relations between national and provincial authorities. It laid the foundation for the establishment of the Council of Education Ministers (CEM), as well as the Heads of Education Departments Committee (HEDCOM), as intergovernmental forums that would collaborate in the development of a new education system. Nepa of 1996, therefore, provided for the formulation of national policy in general, and Technical and Vocational Education and Training (TVET) policies for curriculum, assessment, language and quality assurance.
- The South African Schools Act (SASA), 1996 (Act 84 of 1996) is aimed at ensuring that all learners have access to quality education without discrimination, and makes schooling compulsory for children aged seven to 15.

It provides for two types of schools namely independent and public schools. The provision in the Act for democratic school governance, through school-governing bodies (SGBs), has been implemented in public schools countrywide. The school-funding norms, outlined in SASA of 1996, prioritise redress and target poverty regarding the allocation of funds for the public-schooling system.

- The Adult Basic Education and Training (ABET) Act, 2000 (Act 52 of 2000) regulates ABET; provides for the establishment, governance and funding of public adult learning centres; provides for the registration of private adult learning centres; and provides for quality assurance and quality promotion in ABET.
- SASA of 1996 was amended by the Education Laws Amendment Act, 2005 (Act 24 of 2005),

which authorises the declaration of schools in poverty-stricken areas as “no-fee schools”, and by the Education Laws Amendment Act, 2007 (Act 31 of 2007), which provides for the functions and responsibilities of school principals.

- The Employment of Educators Act, 1998 (Act 76 of 1998) regulates the professional, moral and ethical responsibilities of educators, as well as teachers' competency requirements. The Act and the South African Council for Educators (SACE) regulate the teaching corps.
- The design of the National Qualifications Framework (NQF) was refined with the publication of the Higher Education Qualifications Framework in the Government Gazette in October 2007, to provide 10 NQF levels.
- The NCS grades R to 12 replaced the policy document, *A Résumé of Industrial Programmes in Schools, Report 550 (89/03)*.
- The *Education White Paper on ECD (2000)* provides for the expansion and full participation of five-year-olds in pre-school Grade R education by 2010, and an improvement in the quality of programmes, curricula and teacher development for birth to four-year-olds and six- to nine-year-olds.
- The *Education White Paper 6 on Inclusive Education (2001)* describes the DBE's intention to implement inclusive education at all levels in the system by 2020. The system will facilitate the inclusion of vulnerable learners and reduce the barriers to learning through targeted support structures and mechanisms that will improve the retention of learners in the education system, particularly learners who are prone to dropping out.
- The Education Laws Amendment Act, 2002 (Act 50 of 2002) set the age of admission to Grade 1 as the year in which the child turns seven. However, the school-going age of Grade 1 was changed to age five, if children turned six on or before 30 June in their Grade 1 year.
- The Umalusi Council sets and monitors standards for general and TVET in South Africa, in accordance with the NQF Act, 2008 (Act 67 of 2008), and the General and FET Quality Assurance Act, 2001 (Act 58 of 2001).
- The South African Standard for Principals Policy was approved by the CEM in 2015. The policy was submitted to the Performance Monitoring and Evaluation unit in The Presidency to undergo a Socio-Economic Impact Assessment and Quality Assessment. The policy was gazetted on 18 March 2016.



## Action Plan to 2019: Towards the Realisation of Schooling 2030

This Sector Plan is an update to the Action Plan to 2014. It is a reflection of how far the country has come in terms of planning service delivery, not just in basic education but in government as a whole. The sector plan encapsulates the department's response to the priorities, targets and programmes articulated in the National Development Plan (NDP), 2030; and provides a detailed five year plan and 15-year targets and programmes for the whole Basic Education sector.

The new Sector Plan replaces the 2014 Action Plan; which detailed programmes that the department had initiated in the previous cycle; and which were widely consulted in the Basic Education Sector. In the next few years, the DBE will build on its successes in attaining the Millennium Developmental Goals (MDGs) for access, participation, and gender equity. In the post-2015 period, the emphasis will be on quality of schooling outcomes, and on better preparation of young people for the life and work opportunities after they leave school. The department has, to this end, developed three streams of curricula (academic, vocational and technical), which address the diverse needs of young people for learning and development in all schools. The DBE is working with the Department of Higher Education and Training (DHET) to better influence the quality and preparation of teachers and ultimately, learners, in critical subjects including mathematics, science and technology, and the African languages.

This plan has 27 goals. Goals 1 to 13 deal with outputs that the department wants to achieve in relation to learning and enrolments. Goals 14 to 27 deal with how the outputs are to be achieved. Five priority goals are indicated by three stars. In the interests of continuity, the 27 goals are the same as those appearing in the 2011 Action Plan (the one exception is Goal 9).

The department wants to ensure that every

As part of the Integrated National Literacy and Numeracy Strategy: A Whole School Approach and also as part of the Getting the Nation to Read Campaign, the DBE in partnership with SABC Education, UNISA, AVBOB Foundation, Spell It SA and Camp I am and Soul Buddies, hosted the national championships of the DBE Spelling Bee South Africa (Spelling Bee) at Sci-Bono Discovery Centre in Johannesburg on 10 October 2015.

The is aimed at improving learners' performance in languages, especially in English.

The 2015 national champions in the Spelling Bee were: Greenfield Primary in the Western Cape, Pioneer Primary in Gauteng and Dikolobe Primary in Limpopo.

learner has access to the minimum set of textbooks and workbooks required according to national policy.

## Annual National Assessment (ANA)

ANA is used to monitor levels and quality of learning outcomes. Among the closely monitored performance areas are learners' Mathematics and Physical Science pass rates and the number of Grade 12 learners qualifying for university entry.

This is an important exercise that helps identify learning challenges and assists in planning appropriate interventions to improve Literacy and Numeracy.

The tests are administered in all 11 official languages in the foundation phase, and in the two languages of teaching and learning in the Intermediate and Senior Phase.

Necessary adaptations are effected for learners who experience various kinds of learning disabilities, to ensure that every learner has the opportunity to demonstrate what they know in the assessment.

The department uses ANA as a measuring tool to annually record progress in learner achievement, towards achieving the 2014 target, of ensuring that at least 60% of learners achieve certain levels in Literacy and Numeracy.

ANA targets Literacy and Numeracy because these have been found universally to be the key foundational skills for successful learning in school and beyond.

The fifth ANA was scheduled to be administered from 15 to 18 September 2015 in Mathematics and Language to all Grades 1–9 in public schools. About nine million learners were expected to write the assessment, including Grades 7 and 8 for the first time.

However, during the week of 4–11 September 2015 teacher unions indicated their dissatisfaction with the ANA and threatened not to participate.

Teacher unions raised the following issues concerning the ANA:

- The tests were administered on an annual basis and hence the system was not given adequate time to remediate.
- There was a need for a more intensive programme of teacher development to address the shortcomings identified through ANA.
- The ANA could only be written after it was remodelled.

After unsuccessful interventions and deliberations with the unions, which had threatened to discourage their members from participating in the administration of the ANA in 2015 the

Department, in conjunction with the unions, agreed on 10 September 2015 to postpone the administration of the ANA to February 2016. At the CEM in October 2015, the ANA was rescheduled to 1–4 December 2015.

An agreement was reached with the teacher unions on the establishment of a task team to undertake the remodelling of the ANA and an Inter-Ministerial Committee to attend to the broader issues of dispute presented by the unions. A mediation process was set up to specifically address the writing of the ANA in December 2015.

Following the disruption of the ANA by teacher unions in September 2015 and subsequent engagements with the unions, the department proposed that the dispute be referred to mediation.

The mediation process, which took place over the course of 13 meetings, concluded with a draft agreement on 19 November 2015, to be considered by the principals of the parties involved for signature on 23 November 2015. The proposals in the settlement agreement were that:

- The ANA (for Grades 1–9) be administered and managed by each school at a time convenient and in a manner appropriate to the school. The school would mark the tests at a time convenient and in a manner appropriate to the school during the first school term. The results of the tests would be for the school's own internal diagnostic purpose.
- The Sampled ANA would be administered by an Independent Agent in 2 100 schools across the country. The agent would be responsible for the administration and collection of the tests, marking of the tests and the final compilation of results and reporting. Teachers would not be involved in this process. In the selected schools the writing of the ANA as described above would be optional for learners who were not part of the sample.
- The target date for completion of the remodelling of ANA would be 1 April 2016 and the instruments, administration and reporting of this national assessment would be informed by the agreed purpose as articulated by the parties concerned. This would include the support for teacher development through the Teacher Union Collaboration.

After the department and teacher unions failed to reach signed agreement, the Department communicated with schools to administer the ANA at a convenient time between 26 November and 4 December 2015. Provincial education departments (PEDs) were guided on the distri-

bution and collection of the ANA tests as well as timetabling issues. The distribution and collection of tests varied among the nine provinces.

The collection rate was high in Free State (75%), Northern Cape (73%) and North West (59%), with the lowest rate observed in the Eastern Cape at 25%. The national rate was almost 20% due to other provinces not submitting.

A notable number of schools requested writing the tests when they re-opened in January 2016. Schools that were unable to administer the tests in 2015 were advised to seek permission from the Provincial Education Head to write in 2016.

The marking of the tests were done by the teachers at school in the first quarter of 2016, providing an important diagnostic baseline for teachers on learning gaps.

The ANA verification process could not be implemented on 1–4 December 2015 because the affected service provider indicated that it would need a lead time of at least 15 days to re-mobilise its 2 500 fieldworkers across the country.

### National Curriculum Statement

The NCS grades R to 12, implemented between 2012 and 2014, represents a policy statement for learning and teaching in South African schools. It is the curriculum that underpins the various programmes followed in each Grade from grades R to 12.

It enables a learner to obtain an NSC after completing the full programme of the NCS grades R to 12.

The NCS grades R to 12 consists of three documents, namely:

- curriculum and assessment policy statements for each approved school subject as listed in the National Policy Document pertaining to the programme and promotion requirements of the NCS grades R to 12
- national policy pertaining to the programme and promotion requirements of the NCS grades R to 12, which describes the number of subjects to be offered to learners in each grade and the promotion requirements
- National Protocol for Assessment of grades R to 12, which standardises the recording and reporting processes for grades R to 12 within the framework.

South Africa was ranked last on the quality of its Mathematics and Science education in the World Economic Forum (WEF) Global Competitiveness Report 2014 – 2015. The Global Competitiveness Report 2014 – 2015 assesses the competitiveness landscape of 144

economies, providing insight into the drivers of their productivity and prosperity.

### Secondary School Improvement Programme

The importance of the Secondary School Improvement Programme (SSIP) will be pushed to the fore, as matrics wrote for the first time write the NSC exams based on the Curriculum and Assessment Policy Statements (CAPS).

Through the programme, teachers will receive additional training to ensure they are confident to deliver the new curriculum. The DBE also ensured that learner study notes and extra classes were aligned to the CAPS curriculum.

Under SSIP, Grade 12 learners received extra classes on Saturdays and during school holidays. In its fifth year, SSIP has become an important element in improving the quality of education in Gauteng schools by giving support to educators and school managers to ensure better curriculum delivery.

SSIP has helped 435 priority schools to achieve the provincial benchmarks. SSIP has shown an average performance increase of 15% since 2009 and the gap in performance between fee-paying and no-fee schools has narrowed from 24% in 2009 to 9% in 2013. In 2013, the number of public schools achieving a pass rate of less than 60% has dropped from 188 in 2009 to 19 in 2013. Subjects targeted were: Maths; Maths Literacy; Physical Science; Life Sciences; Accounting; English First Additional Language; Economics, Business Studies; History and Geography.

### Curriculum and Assessment Policy Statement

CAPS is a single, comprehensive and concise policy document, which replaces the Subject and Learning Area Statements, Learning Programme Guidelines and Subject Assessment Guidelines for all the subjects listed in the NCS grades R to 12.

It comprises the following:

- CAPS for all approved subjects
- National policy pertaining to the programme and promotion requirements of the NCS grades R to 12
- National Protocol for Assessment grades R to 12.

The department's continued focus is on the phased-in implementation of the revised CAPS. .

The department completed the process with a roll-out to grades seven to nine and 12 in the 2014 academic year.

South Africa has continuously been ranked in the lower tiers of international assessments such

as Progress in International Reading Literacy Studies (PIRLS). On a scale of 0 to 1 000, pupils tested for English and Afrikaans in Grade 5 achieved a score of 421, described in the 2011 PIRLS report as "the lowest for benchmarking participants." According to the PIRLS report, 43% of Grade 5 pupils in South African schools have not developed the basic skills required for reading at an equivalent international Grade 4 level.

The department has approved the introduction of the revised Curriculum Assessment Policy Statements (CAPS) for Technology (Technical Subjects).

The CAPS for all Technology Subjects, including Technical Mathematics and Technical Sciences that were promulgated in July 2014, will be incrementally implemented in January 2016 from Grade 10, with Grade 11 and 12 implemented in 2017 and 2018 respectively. The revised curriculum offers learners elementary engineering and technological skills, which are suitable for the world of work, higher and or further education and self-employment.

The changes introduced in the revised curriculum necessitated the need for the orientation of subject advisors and re-training of teachers on theory and practical teaching methodologies. The orientation and teacher training will take place during June and September 2015 for subject advisors and teachers respectively.

A National Training Team, which comprises of provincial officials specialising in the nine core areas of the curriculum and those with skills in Technical Mathematics and Sciences was appointed to drive the training process. The training manual for Civil, Electrical and Mechanical Technology has already been developed to standardise the training to be delivered by different service providers.

The orientation and teacher training processes form part of the implementation of the Mathematics, Science and Technology (MST) Strategy. Based on the nature and scope of the curriculum, the department is of the view that teacher training for Technical subjects should be conducted in a technically oriented environment in order to expose teachers in the practical application and use of the subject related equipment, tools and machinery. It is therefore in this context that Skills Training Centres were recommended as the preferred training venues.

### Budget and funding

The overall budget allocation for 2015/16 for the DBE was R21,5 11 billion. In the 2014/15 financial year, the budget allocation was R19, 699 billion.

This is an increase of R1,821 billion, which is equivalent to 9.24%.

A new Conditional Grant, namely the MST Grant, intended to promote the teaching and learning of mathematics, science and technology in schools. This grant, an amalgamation of the Technical Schools Recapitalisation Grant and the Dinaledi Schools Grant, has been allocated a total of R1,1 billion over the 2015/16 to 2017/18 MTEF period. The allocation for 2015/16 is R347,185 million; which will increase to R367,670 million and R385,145 million in 2016/17 and 2017/18 financial years, respectively. The MST Grant will strengthen the implementation of the National Development Plan (NDP) and the Action Plan to 2019 by increasing the number of learners taking Mathematics, Science and Technology subjects, improving the success rate in the subjects, and improving teachers' capabilities in teaching these three gateway subjects.

The Kha Ri Gude Mass Literacy Campaign received a reduced allocation of R439.584 million in 2015/16. This campaign has impacted the lives of more than 3,5 million people. The Expanded Public Works Programme (EPWP) – Kha Ri Gude was allocated R65.099 million. This allocation was meant to contribute significantly towards job-creation by recruiting and training Kha Ri Gude volunteers.

The importance of public-private partnerships is a prevalent theme of the NDP; and it is also consistent with the President's call to make education a societal issue. To this end, the National Education Collaboration Trust will receive an additional R200 million over the MTEF, bringing the total allocation over the MTEF to R326 million. This allocation is meant to leverage the partnership contributions from the private sector.

Infrastructure delivery – both funded through the Education Infrastructure Grant at R29,622 billion for the MTEF period; and the Accelerated Schools Infrastructure Delivery Initiative (ASIDI) funded to the effect of R7,042 billion over the MTEF period. The ASIDI programme is gaining momentum; and that the challenges of yesterday, are now overcome.

The programme has delivered more than 107 new state-of-the-art schools thus far. In mid-2016, the department was finalising a dedicated Infrastructure Delivery, Management and Oversight Unit to enhance school maintenance, development and provisioning in its system.

This unit will comprise built environment experts and specialists with the requisite skills;

so that, on a named school basis, the department can improve and monitor infrastructure, equipment and furniture provisioning in support of quality education. This unit must finally get to grips with the crippling and unacceptable sanitation situation that continues to plague too many schools.

Regular maintenance is at the heart of many of the department's infrastructure problems, in addition to the emerging needs as a result of demographic shifts and pressures, and variable unit costs in the country. Small and unviable schools, will be merged or closed where the quality of learning and teaching is compromised.

Teacher placement, deployment and development – any quality education system, is reliant on the quality of its teachers. The education system is no different. To support teacher training, R3,094 billion will be awarded in Funza Lushaka bursaries over the 2015/16 and 2017/18 MTEF period.

During the 2015/16 financial year, 10 216 young and qualified teachers entered the system. This was 1 616 above the annual target of 8 600. In 2015, 4 723 graduates who had been Funza Lushaka bursary recipients were eligible for placement. By end of financial year 2015/16, 4 424 graduates were placed.

## Role players/statutory bodies Provincial departments of education

The role of the DBE is to translate government's education and training policies and the provisions of the Constitution into a national education policy and legislative framework.

Therefore, the department works closely with the PEDs to ensure that provincial budgets and strategies are in line with and support national policies.

The national department shares a concurrent role with the PEDs for basic schooling and ECD, but it is the responsibility of each PED to finance and manage its schools directly.

District offices are the PEDs' main interface with schools. Not only are they central to the process of gathering information and diagnosing problems in schools, but they also perform a vital support and intervention function.

This includes organising training for personnel; dealing with funding; resourcing bottlenecks; and solving labour-relations disputes. District offices are key to ensuring that school principals remain accountable to the PEDs and that accountability lines within the school to the principal and to the SGB are maintained.

Equity in education expenditure between and within provinces is achieved through the equitable

division of national revenue between provinces, making use of the Equitable Shares Formula, the National Norms and Standards for School Funding, and the national post-provisioning norms.

The norms are progressive, with 60% of a province's non-personnel expenditure going to the poorest 40% of learners in public schools. The poorest 20% of learners receive 35% of non-personnel resources, while the richest 20% receive 5%.

### Council of Education Ministers

The CEM – consisting of the Ministers of Basic Education, Higher Education and Training and the nine provincial members of the executive councils for education – meets regularly to discuss the promotion of national education policy; share information and views on all aspects of education in South Africa; and coordinate action on matters of mutual interest.

### Heads of Education Departments Committee

Hedcom comprise the Director-General (DG) of the DBE, the deputy DGs of the department and the heads of provincial departments of education.

The purpose of the committee is to facilitate the development of a national education system, share information and views on national education, coordinate administrative action on matters of mutual interest and advise the department on a range of specified matters related to the proper functioning of the national education system.

### Umalusi

Umalusi is responsible for the development and management of a sub-framework of qualifications for general and TVET and for the attendant quality assurance. Umalusi means “herder” or “shepherd” which in Nguni culture, is the person who is the guardian of the family's wealth.

The council is tasked with the certification of the following qualifications:

- In schools: NSC.
- In TVET colleges: the National Technical Certificate (Level N3) and the National Certificate Vocational.
- In adult learning centres: the General Education Training Certificate: Adults.

To issue learners with certificates that are credible, Umalusi:

- develops and evaluates qualifications and

curricula to ensure that they are of the expected standard

- moderates assessment to ensure that it is fair, valid and reliable
- accredits providers of education and training, and assessment
- conducts research to ensure educational quality
- verifies the authenticity of certificates.

### National Education Evaluation and Development Unit (NEEDU)

NEEDU ensures effective evaluation of all educators based on the extent to which learner performance improves. Its core responsibilities include:

- providing the Minister with an independent account of the state of schools, including the quality of teaching and learning in all schools.
- providing an independent account on the development needs of the school education system
- accounting for the attainment of the standards by all schools through a monitoring and evaluation system
- identifying on a systemwide basis the critical factors that inhibit or advance school improvement and making focused recommendations for redressing problem areas that undermine school improvement
- proposing appropriate sanctions to ensure that schools offer effective education for all learners
- strengthening internal evaluation capacity within schools in ways that inform and complement external evaluation.
- monitoring the different levels of school support and the extent action is considered on proposed interventions, whether in the form of developmental support or disciplined action
- reviewing and assessing existing monitoring, evaluation and support structures and instruments regularly, to ensure clarity and coherence in the way schools and teachers are assessed and supported
- providing schools with evidence-based advice on how to pursue school improvement in their particular context
- promoting school improvement through the dissemination of good practice.

### Education Labour Relations Council (ELRC)

The ELRC serves the public education sector nationally. It is a statutory council, initially established by the Education Labour Relations Act, 1993 (Act 146 of 1993), but draws authority



from the Education Labour Relations Act, 1995 (Act 66 of 1995).

The main purpose of the council is to maintain labour peace within public education through processes of dispute prevention and resolution.

These include collective bargaining between the educator unions and the DBE as the employer. The ELRC also conducts various workshops to increase the level of awareness and understanding of sound labour-relations procedures.

### South African Council for Educators

The SACE is a professional council aimed at enhancing the status of the teaching profession and promoting the development of educators and their professional conduct. It was established in terms of the SACE Act, 2000 (Act 31 of 2000).

The SACE's functions are to:

- register educators
- promote the professional development of educators
- set, maintain and protect ethical and professional standards.

Before their employment, educators are required to register with the SACE, which has a register of about 500 000 educators.

The council has strengthened entry requirements by checking applicants' professional standing.

The SACE has a number of programmes that promote the development of educators and enhance the status and image of the teaching profession. These include:

- the Professional Development Portfolio Project, which aims to encourage educators to reflect on their practice and take responsibility for their own professional development
- teacher education and development research activities
- setting up the Continuing Professional Teacher Development System
- celebrating World Teachers' Day to acknowledge the work of educators
- ensuring that educators adhere to the SACE Code of Professional Ethics
- the Continuing Professional Teacher-Development System, which recognises professional development undertaken by educators on their own initiative.

### Educator unions

Educators are organised into six educator unions, namely the National Professional Teachers' Organisation of South Africa, the National Teachers' Union, the South African Teachers' Union, the Professional Educators'

Union, Cape Professional Teachers' Association and the South African Democratic Teachers' Union.

A labour-relations framework was agreed on by the former Ministry of Education and the unions. This encompasses both traditional areas of negotiation, and issues of professional concern, including pedagogy and quality-improvement strategies.

An agreement was reached on the framework for the establishment of an occupation-specific dispensation (OSD) for educators in public education. The OSD provides for dual career paths, where educators and specialists in classrooms can progress to levels where they earn salaries that are equal to or higher than those of managers without moving into management/supervisory posts.

It also provides for a new category of posts for teaching and learning specialists and senior learning and teaching specialists, as well as the creation of a cadre of education managers at school and office level.

### Programmes and projects Learning and teaching support material

The department increased learner access to workbooks and coverage to improve literacy, numeracy and reading.

It provided workbooks to all learners in grades one to nine. Through savings from developing content in-house, the scope was expanded to cover Braille workbooks as well.

The *Southern and Eastern Africa Consortium for Monitoring Education Quality 2011 Survey* put South Africa at 78% for literacy and 83% for Mathematics.

Prudence in the deployment of resources is key to the national endeavour for equality and inclusive development and growth. Addressing inequalities in education forms part of the rationale for centralising the procurement of books.

### Learn English Audio Project (LEAP)

The DBE launched the LEAP in partnership with the British council.

LEAP is a British Council project, which seeks to help teachers from remote and under-resourced schools in nine African countries. It is aimed at improving listening and speaking skills in learners and, ensure access to quality English learning materials on micro-SD cards delivered via solar powered MP3 players popularly known as 'Lifeplayers'. The Lifeplayer technology has been developed in South Africa thus ensuring its relevance and long-term sustainability.

The training pack comprises a solar powered MP3 player pre-loaded with over 40 hours of teaching material, teacher guides and lesson plans for grades R to 4, a book with primary songs and stories, and a set of colourful cartoon story posters. Relevant teaching and learning audio material linked to the South African national curriculum and in particular the DBE Rainbow Workbooks have been developed by the British Council and the DBE.

This material has been uploaded onto the solar powered MP3 players for distribution to selected multi-grade schools in three provinces: the Eastern Cape, Mpumalanga and KwaZulu-Natal. To complement the training package, teachers received a training video, lesson plans and posters, and an extra SD card containing the all the materials so that they could access the materials on their cell phones, thus facilitating lesson planning at any time and location.

The LEAP is a valuable addition to the efforts of the DBE to support teachers in the poorest schools. It provides an innovative approach to providing materials to teachers to improve their subject knowledge in English, and other languages, as well as for learners to access materials.

### **Incremental Introduction of African Languages (IIAL)**

The DBE's African language pilot policy was implemented in 2014.

The purpose of the pilot is to identify challenges in the implementation of IIAL to inform full scale implementation in 2015.

In 2012, the department announced that full implementation would be preceded by a pilot in Grade 1 classes in selected schools in each province in 2014.

The IIAL policy will be implemented incrementally, commencing in Grade 1 in 2015 and continuing until 2026 when it will be implemented in Grade 12.

The pilot project is targeting the introduction of the previously marginalised African languages in schools where an African language is presently not offered.

In the near future children who attend government schools will be able to learn at least one African language.

Preparations are underway for the implementation of the Incremental Introduction of African Languages (IIAL) programme in more than 3 558 schools across all provinces that don't offer an African language.

The IIAL programme is a DBE initiative that was introduced in 10 schools per district, and is

currently being implemented incrementally from Grade 1, continuing until 2026 with implementation in Grade 12. The department believes that promoting African languages could address some aspects of social cohesion.

The IIAL policy aims to promote and develop previously marginalised languages and increase access to languages beyond English and Afrikaans. Currently, the National Curriculum Statement requires that two languages be offered, one as a language of learning and teaching and the other as an additional language. One of the two languages should be offered at Home Language level, and the other at either Home Language or First Additional Language (FAL) level.

Schools, together with their school governing bodies, decide on the two languages to be offered at FAL level, one of which must be an African language. The choice of the three languages is largely going to be determined by the demographics of the school population.

The roll-out of the programme began with the IIAL programme being piloted at Grade 1 level in 231 schools across eight provinces last year. The pilot targeted the introduction of previously marginalised African languages in schools where an African language is not offered.

To ensure the IIAL programme roll-out runs smoothly, the department has identified three key deliverables: the provision of teachers, learner/teacher support materials and the finalisation of policy.

The IIAL's success depends on teacher availability. An audit by the department revealed that provinces are at different levels of teacher provision.

The Free State, Limpopo, Northern Cape, and KwaZulu-Natal provided African language teachers in all former Model C schools. Mpumalanga and Gauteng had teachers in some schools, while the Eastern Cape and North West were putting plans in place to provide teachers for African languages. In the Western Cape schools share an African language teacher. Learners could choose indigenous languages in 2016.

To date the foreign languages most extensively offered in South African schools are German followed by French and other languages such as Portuguese, Urdu, Tamil and Arabic.

### **Satellite broadcasting programme**

The satellite broadcasting service broadcasts Mathematics for grades eight and nine directly to priority high schools during lesson time so that teachers can integrate the broadcasts with their

teaching time. Broadcasts are automatically recorded for revision or afternoon lessons.

### Eco-school programme

The Eco-school programme is an international programme of the Foundation for Environmental Education (FEE) that was developed to support environmental learning in the classroom. The programme is active in 58 countries around the world and has been implemented in South Africa since 2003 by WESSA.

The programme is aimed at creating awareness and action around environmental sustainability in schools and their surrounding communities as well as supporting ESD (Education for Sustainable Development) in the national curriculum. With over 50% of the content in some CAPS subjects being environmental in nature Eco-Schools makes a positive contribution towards improving education in South Africa.

Since 2003 more than 10 229 schools across all nine provinces have participated on the WESSA Eco-Schools programme, of which over 6 000 have sustained their environmental projects for three to 12 years, involving more than 500 000 learners and 40 000 teachers. WESSA Eco-school accredits schools that make a commitment to continuously improve their school's environmental performance.

The programme is operational in both supported and unsupported schools.

### Student Sponsorship Programme (SSP)

The SSP assists academically distinguished pupils to realise their potential during their high school years with scholarships and bursaries. To find the country's brightest kids, SSP searches schools in the major townships.

The focus is on giving pupils from low-income families a great education to improve their chances of a bright and prosperous future.

The pupils have to be academically distinguished to be considered and once they are selected, they are placed in the top high schools in Gauteng, the Eastern Cape and the Western Cape.

The non-profit organisation has awarded more than 640 scholarships since 2000. The SSP partners with top high schools that obtain high matric pass rates and university passes in the three provinces.

The programme commits to funding the pupils for five years of high school by matching each child with either an individual or a corporate sponsor. Many of the pupils who have been part of the programme have passed matric and are

now studying at tertiary institutions.

The organisation's vision is to produce leaders who are committed to creating a society that is non-racist, non-sexist, democratic and prosperous. In addition to the quality education and enrichment provided by the partner schools, SSP supports its pupils by assigning a student programme officer to them and finding a corporate mentor for each pupil.

The SSP also runs a parallel programme that focuses on leadership development, study skills, life skills, career guidance and assistance with applications to tertiary institutions and bursaries for further studies. The mentors also help the pupils cope and adjust in their new schooling environment and guide them throughout high school.

They run leadership development programmes that offer pupils regular compulsory leadership workshops. This approach has produced an incomparable track record for SSP, with 94% of their scholars completing the programme (matric pass) and 91% going on to pursue a tertiary qualification.

Pupils who wish to apply for the programme must be in Grade 6 and not older than 12. The pupils must attain an overall average of 70% or more in Grade 5.

They must achieve a 70% minimum grade for mathematics, English and science. Their families must earn less than R200 000 in combined annual incomes. In addition, the applicants must show leadership potential and be community-service orientated.

Successful applicants will be placed in a year-long bridging programme that seeks to improve their abilities in English, mathematics, science and technology. The scholar development programme consists of Saturday classes, academic camps and personal development workshops.

### Educational portal

The educational portal [www.thutong.doe.gov.za](http://www.thutong.doe.gov.za) offers a range of curriculum and learner-support material, professional development programmes for educators, and administration and management resources for schools.

Thutong – meaning “a place of learning” in Setswana – features a searchable database of web-based curriculum resources for various education sectors, grades and subjects.

The portal is a free service to registered users, who must go through a once-off, no-cost registration process. The portal is a partnership venture between the DBE and various role-players in the field.

The department also revitalised and revised the content of the portal. It has over 31 000 registered users and more than 22 000 curriculum resources.

### Improving access to free and quality basic education

School fees are set at annual public meetings of SGBs, where parents vote on the amount to be paid. Parents who cannot afford to pay or who can only afford a smaller amount, are granted an exemption or reduction in fees.

The threshold target allocation for no-fee schools for operational expenditure has increased to R880 per learner. The national per learner target amount for Quintile 1 schools is R960.

Total expenditure for school allocation on no-fee schools at the national target level is projected to be in excess of R7,7 billion.

### Early Childhood Development (ECD)

In respect of ECD, the NDP underlined the need for access for all children to at least two years of pre-school education.

The NCF for children under four years were rolled out in registered ECD centres from January 2015. All preparations such as practitioner training and supply of resources have already started.

Over the next two years, R1.4 billion will be spent to support ECD programmes and implement the community-based Child Care and Protection Programme. This will increase access to ECD from the current 500 000 to 580 000 children, with a focus on rural areas. It is expected that more than 10 000 youths will be employed as a result of the programme.

Government is committed to ensuring that ECD is linked to other development-based programmes, particularly within the context of the Comprehensive Rural Development Programme (CRDP), and integrates other services that flow from different departments and relevant stakeholders.

This is done through an education campaign focused on women in rural areas, and selected peri-urban and urban areas such as informal settlements, which are generally regarded as focal points for government's poverty and malnutrition eradication programmes.

ECD centres play an integral part in providing children with tools to cope socially, especially where there is a lack of parental supervision at home. More than 20 000 ECD practitioners have, therefore, been equipped with the necessary

skills to nurture, instil discipline and care for children in ECD centres.

The Department of Social Development (DSD) coordinates the activities of the three partner departments, namely social development, health and basic education.

The integrated plan includes the development of national early learning standards, the training of ECD practitioners – which is part of government's employment creating EPWP – and the development of national norms and standards for funding.

The DSD leads government departments regarding services to children under the age of four years. In terms of the Children's Act, 2005 (Act 38 of 2005), it is the DSD's responsibility to manage the registration of ECD sites, monitor their functionality and impact, and provide a subsidy for those children where a need exists.

### Education of learners with special needs

In July 2001, the then Department of Education gazetted *White Paper 6, Special Needs Education: Building an Inclusive Education and Training System*. This White Paper provided strategies for developing an inclusive system and increasing access to quality education for children experiencing barriers to learning.

The department's approach to inclusive education is geared toward promoting the democratic values enshrined in the Constitution. PEDs provide a wide range of education services to learners who, owing to a range of factors, experience barriers to learning and participation.

These factors include:

- autism
- behavioural problems
- visual and hearing impairments
- tuberculosis
- conflict with the law
- physical disabilities
- neurological and specific learning disabilities
- intellectual disabilities
- communication disorders
- epilepsy
- over-aged learners.

In November 2015, Policy on Screening, Identification, Assessment and Support (SIAS) was passed in to ensure that no child will be refused admission to a school and that children who are exempted from school attendance are captured on a list so as to ascertain that they also have access to other government services.

By mid-2016, there were 453 special schools

in the country and 18 of them were still under construction. Only two of the 82 education districts did not have special schools.

### **Educator development**

The department developed a National Education Human Resource Planning Framework to effectively manage the demand, supply and utilisation of educators.

With support from the United Nations Educational, Scientific and Cultural Organization, the department commissioned a project to develop an instrument for evaluating the implementation of the post-provisioning norms. The department has a responsibility to monitor compliance regarding teacher attendance, punctuality and proper use of school resources.

The implementation of the Integrated Strategic Planning Framework for Teacher Education and Development is making progress.

The CAPS has seen over 200 000 educators being familiarised with the new curriculum imperatives.

The DBE distributed 400 000 copies of educator guides to the workbooks and ensured the training of 200 Foundation Phase and Intermediate Phase advisors and specialist trainers.

In addition, the DBE concluded strategic partnerships with Vodacom, CISCO, Mindset, University of South Africa (Unisa), MTN and other partners to strengthen the capacity of teacher centres by improving Information and Communications Technology (ICT) and content for teacher development.

### **School infrastructure**

#### **One-school-a-week**

#### **Accelerated Schools Infrastructure Development Initiative**

The programme aims to deliver an adequate standard of schools to all children in provinces

and to ensure that the facilities are conducive for effective teaching and learning.

ASIDI is an ongoing programme aimed at implementing the basic safety norms and standards in school infrastructure.

The R8,2 billion public-private programme aimed to eradicate the 496 mud schools in the country, provide water and sanitation to 1 257 schools and electricity to 878 schools by March 2016.

By the end of 2015/16, a total of 510 ASIDI projects had been identified; 299 were allocated to Implementing Agents (IAs), 163 were completed, of which 51 were completed in the 2015/16 financial year, and 136 others were at various stages of planning, procurement of contractors and construction. In the Eastern Cape, 211 schools with low learner enrolment were subject to rationalisation by the Eastern Cape Department of Education and were consequently not awarded to IAs.

Eradicating mud schools restores dignity to education and is transforming people's lives for the better.

Learners and educators have better access to improved environments for learning, teaching and growth. It usually takes 10 to 15 months for a state-of-the art school to be built, if no delays are encountered.

Learning is not interrupted as the learners are housed in temporary mobile classrooms during construction. They move into the school as soon as it is ready. Standard facilities for newly built schools include classrooms, administration blocks multi-purpose centres, science and computer labs, nutrition centres, libraries, decent sanitation, electricity, rainwater harvesting tanks and a fully resourced Grade R centre, complete with jungle gym and sand pit.

ASIDI also provides basic services of water, electricity and sanitation to schools that previously had none. Schools are assessed to establish infrastructure needs. The department appoints implementing agents that manage projects on its behalf. The implementing agents in turn procure and appoint professional service providers and contractors, who carry out the work.

The Ministry of Basic Education handed over the Dorrington Matsepe Primary School in Kroonstad in April 2015.

The handover marked a milestone in the ASIDI, as the Free State school was the 100th school to have been completed since ASIDI was initiated in 2011/12.

The school, which was established in 1992 and currently has an enrolment of 1 100 learners,

The Department of Basic Education has received a donation of R117 million – to be made over a period of 10 years – from the Motsepe Foundation towards sporting and cultural competitions.

In the first five years, R55 million will be allocated to the Kay Motsepe Schools Football Cup, the ABC Motsepe Schools Choral and Traditional Eisteddfod and the Kay Motsepe Schools Netball Cup.

In the subsequent five years, from 2021 to 2025, the Motsepe Foundation will contribute another R62.5 million.

The department and the foundation are currently in discussions to identify prizes for the winners of the various categories of the ABC Motsepe Schools Choral and Traditional Eisteddfod, as well as the Kay Motsepe Schools Netball Cup.



also makes use of gas and biogas for cooking in the nutrition centre while hot water is produced through the use of solar-powered geysers.

ASIDI is a massive public-private partnership programme and one of Government's Strategic Infrastructure Projects (SIPs), as part of the broader Presidential Infrastructure Coordinating Commission.

All ASIDI schools come standard with specialist classrooms such as science and computer labs, nutrition and Grade R centres, libraries and administration blocks complete with a dedicated staff room, principal's offices, sick bay and reception area.

The singular mission of this ground-breaking infrastructure build programme is to eradicate schools built, in their entirety, from inappropriate materials such as those built of asbestos, wood and mud.

The programme seeks to restore the pride and dignity of our communities that were previously neglected by the apartheid regime.

### **National School Nutrition Programme (NSNP)**

For the 2015/16 financial year, the programme provided daily nutritious meals to 21 177 Q1–3 primary, secondary and identified special schools nationally, reaching an average of 9 630 590 learners.

The target of providing nutritious meals to 19 800 schools nationally was exceeded by 1 377 schools. The number of learners reached was 340 545 more than the previous financial year.

Two hundred schools were targeted for visits in the 2015/16 financial year. NSNP officials visited a total of 299 schools in all the provinces. The purpose of these visits was to monitor progress and support schools on the implementation of the programme, as well as supporting the deworming programme.

Monitoring reports revealed that feeding was taking place in the majority of schools visited and that the schools fed all their learners. Further observations were that the programme was generally effectively implemented.

Good practices observed were the general hygiene practices such as learners washing their hands before their meals; food preparation areas being kept clean; as well as the cleanliness and protective clothing of Volunteer Food Handlers.

Storerooms were also well kept and in cases where there were no shelves, foodstuff were placed on pallets and not on the floor as was the practice in the past. The NSNP promotes gardens in schools to develop skills and knowledge and augment nutrition. The majority

of schools observed during monitoring visits had vegetable gardens in good condition.

### **School enrichment programmes**

Sport is set to become an integral part of the school curriculum, with different sporting codes to be offered at every school in South Africa. This will culminate in the annual National Olympics Championship, with stakeholders such as trade unions, universities and the South African Sports Confederation and Olympic Committee supporting the programme.

Some of the arts, culture and music flagship programmes the DBE coordinates, in collaboration with the Department of Arts and Culture, include the South African Schools Choral Eisteddfod, the National Indigenous Games, the Music and Movement Festival, and the National Language Festival and Concert.

To boost the South African Schools Choral Eisteddfod, the DBE trained 359 adjudicators, 509 conductors, 82 data capturers and 15 programme directors, most of whom were educators.

### **Learner health**

#### **Integrated School Health Programme (ISHP)**

Key among the department's successes is the ISHP that will offer, over time, a comprehensive and integrated package of health services to all learners.

Health Promotion aims to create a healthy school environment by promoting the general health and well-being of learners and educators, and by addressing key health and social barriers to learning in order to promote effective teaching and learning.

Its strategic objectives are to:

- increase knowledge and awareness of health promoting behaviours;
- develop systems for the mainstreaming of care and support for teaching and learning;
- increase sexual and reproductive health knowledge, skills and decision-making among learners, educators and school support staff;
- facilitate early identification and treatment of health barriers to learning;
- increase knowledge and awareness of health promoting behaviours.

The departments of Basic Education and Health are jointly implementing the ISHP that will extend, over time, the coverage of school health services to all learners in primary and secondary schools.

The programme offers a comprehensive and integrated package of services, including sexual and reproductive health services for older

learners.

The Health Services Package for the ISHP includes a large component of health education for each of the four school phases (such as how to lead a healthy lifestyle and drug and substance abuse awareness), health screening (such as screening for vision, hearing, oral health and tuberculosis) and onsite services (such as deworming and immunization).

The ISHP implemented in partnership with the Department of Health was able to reach a total of 882 151 learners between April 2015 and March 2016. A total of 229 554 Grade 4 girls received the Human Papillomavirus (HPV) vaccination during August 2015. Grade 4 girls received the HPV vaccination and health education from 16 February to 11 March 2016.

A total of 1 111 705 learners received health services. On 4 June 2015, the World Health Organisation (WHO) approved the donation of seven million Mebendazole tablets for the deworming programme. The National School Deworming Programme launch was held on 16 February 2016 at Zimasa Primary School, Langa in the Western Cape.

### **Alcohol and Drug Use Prevention and Management Programme**

The department currently implements an alcohol and drug use prevention and management programme. The programme is integrated into the school curriculum via the Life Orientation/Life Skills subject area.

This is supported by co-curricular activities implemented through Peer Education programmes. The programme adopts a public health approach and involves interventions to creating an enabling environment for policy implementation, prevention interventions, early detection and treatment, care and support.

The thrust of interventions by the department are on the prevention of alcohol and drug use. However, partnerships are set up with other government departments and non-governmental organizations to facilitate access to treatment, care and support where required.

### **Care and Support for Teaching and Learning (CSTL) Programme**

The CSTL Programme is a Southern African Development Community (SADC) initiative that was adopted by Education Ministers in 2008.

The goal of the CSTL Programme is to realise the educational rights of all children, including those who are most vulnerable, through schools becoming inclusive centres of learning, care and support.

The CSTL Programme intends to prevent and mitigate factors that have a negative impact on the enrolment, retention, performance and progression of vulnerable learners in schools by addressing barriers to learning and teaching.

South Africa is one of six countries (others are Swaziland, Zambia, Madagascar, Democratic Republic of Congo and Mozambique) implementing Phase 1 of the Programme between 2008 - 2015.

In order to realise its goal, nine priority areas have been identified to address barriers to teaching and learning. These priority areas have been identified based on the policy and legislative mandate that the department has to fulfil on care and support, as well as the most pressing needs in school communities.

The priority areas are as follows: nutritional support health promotion infrastructure water and sanitation safety and protection social welfare services psychosocial support material support curriculum support co-curricular support.

HIV and AIDS Life Skills Education Programme. The HIV and AIDS Life Skills Education Programme finds its policy mandate from the National Policy on HIV and AIDS for Learners and Educators in Schools (1999).

The programme was initiated in 2000 and is implemented in all public institutions with a focus on learners in Grades 1-12. The main objectives of the life skills programme are to integrate HIV and AIDS and relevant life skills into the school curriculum as a strategy to prevent and mitigate the spread of HIV infection, and to provide care and support for learners that are infected and affected by HIV and AIDS.

In this regard, a cross-curricular approach has been adopted. The Life Skills and HIV and AIDS Education is primarily located in the Life Orientation learning area/subject with some aspects of the programme integrated into other learning area/subjects.

The HIV and AIDS Life Skills Education Programme focuses on mainly curricular activities as per the following focal areas: Educators are trained to implement Sexual and Reproductive Health (SRH) and TB programmes for learners through the curriculum Procurement

Team South Africa has won the 2016 International Schools Moot Court competition, held in The Hague in Holland. The city is home to the United Nation's International Court of Justice, headquartered in the Peace Palace, and the International Criminal Court.

The competition, held from 18 to 22 January, focused on the issue of crimes against humanity during a time of war. South Africa triumphed over Team USA in the final.

and distribution of NCS and CAPS compliant LTSM on HIV and TB Co-curricular activities on SRH and TB Advocacy activities with learners, educators and schools communities on SRH and TB Care and support activities for learners and educators.

### Peer Education Programme

Peer education is used as a strategy to role model health promoting behaviour and to shift peer norms on HIV and AIDS and other health and social issues as a support to curriculum implementation.

### Physical education at schools

The DBE and the Physical Education Institute of South Africa (PEISA) have joined hands to promote and improve physical education among South Africa's young people.

The changes to the curriculum has resulted in physical education being removed as a stand-alone subject and incorporated into the Life Orientation curriculum. This has led to a drop in physical education participation at schools due to lack of trained practitioners and content understanding of physical education.

To counter this, the DBE joined forces with PEISA to address best physical education practice and develop a game plan to ensure that physical education was functional and present in all schools.

A study has found that at least half of South African children are not active enough, doing less than an hour of physical activity each day, highlighting the need for an increased focus on physical education. The Discovery Healthy Active Kids South African Report Card 2014 also found that, on average, South African children spend almost three hours each day watching TV and are not actively involved.

The symposium was also an opportunity for stakeholders to share best practice and indicate how they, in their own sectors, could advance physical education in schools. Improving physical activity in communities was also identified as a critical factor that can improve and motivate learners to remain active throughout their lives.

### International cooperation

The DHET has signed a joint agreement with Brazil, Russia, India, China and South Africa (BRICS) Education Ministers to develop a solid framework for future cooperation in education.

The agreement was signed in Moscow, Russia, in November 2015 and includes areas such as general education, educational policy strategy, Technical, Vocational Education and

Training (TVET) colleges and higher education.

It also commits the BRICS partners to support joint research projects, encourage more collaborative programmes at postgraduate, doctorate and postdoctorate levels and co-publishing of scientific results by BRICS universities.

By mid-2016, a process was underway to nominate 12 South African universities to participate in the BRICS Network of Universities, which will be anchor universities for collaboration.

Significantly, the agreement stresses the role of TVET colleges in attracting young people to the labour market.

The agreement follows a meeting in Brazil earlier in 2016, where member states agreed to promote the strengthening of internationalization of higher education and academic mobility, vocational and technical education, as well as to ensure inclusive and equitable quality education and lifelong learning opportunities for all.

### Higher education and training

The DHET was established in 2009 when the former Department of Education was divided into two sections: Basic Education and Higher Education and Training.

The NDP and government's 2014-2019 Medium Term Strategic Framework envisage that by 2030, South Africans should have access to education and training of the highest quality, leading to significantly improved learning outcomes.

Over the medium term, the DHET will focus on expanding access to universities and technical and vocational education and training colleges, through infrastructure projects, teaching and learning support plans, management and accountability improvements, and bursaries.

Transfers from the department's University Subsidies subprogramme in the University Education programme are projected to reach R29 billion in 2017/18, which is an increase over the medium term of 6,3%. The transfers include spending on infrastructure at the newly established University of Mpumalanga and the Sol Plaatje University in the Northern Cape.

These infrastructure projects have specifically been allocated R1,2 billion for operational costs and capital expenditure in 2015/16. Lecture rooms and laboratories will be built, as well as new student accommodation. These new universities will, in time, increase the number of places available at the university level of education.

In addition to university access, the NDP also recognises the need for expanding access to occupationally directed programmes to increase

the availability of intermediate level skills in the economy, in particular, artisan skills.

Over the medium term, expanding skills training, work opportunities and work placements for artisans will be supported by the sector education and training authorities and the National Skills Fund.

By 31 March 2020, seven teaching and learning support plans for TVET colleges will have been developed and implemented to upskill lecturers and provide a technical and

The TVET functions and the adult education and training functions will shift from the provincial to the national sphere of government. The function shifts will, among other things, streamline colleges' reporting, ensure equal funding based on programme enrolments, and improve the planning and financial management of the colleges.

The Minister of Higher Education and Training will also be responsible for establishing and appointing college councils, which makes college principals accountable directly to the department. From 1 April 2015, the department became responsible for paying the salaries of officials in the TVET sector and the adult education and training sector.

## Legislation and policies

Some key policies and legislation relating to higher education and training in South Africa include the:

- Higher Education Act, 1997 (Act 101 of 1997), in accordance with which private institutions offering higher education must register with the DHET
- Council on Higher Education, which was established in terms of the Higher Education Act of 1997.
- The Higher Education Amendment Act, 2008 (Act 39 of 2008), and the NQF Act of 2008, implied a significant change for the council
- National Student Financial Aid Scheme (NSFAS) Act, 1999 (Act 56 of 1999) which is responsible for administering and allocating loans and bursaries to eligible students; developing criteria and conditions for granting loans and bursaries in consultation with the Minister; raising funds; recovering loans; maintaining and analysing a database; and undertaking research for the better use of financial resources.
- FET Colleges Act, 2006 (Act 16 of 2006), regulates TVET to provide for the:
  - establishment, governance and funding of public TVET institutions
  - registration of private TVET institutions

- quality assurance and quality promotion in TVET.
- transitional arrangements and the repeal of laws.
- General and TVET Quality Assurance Act, 2001 (Act 58 of 2001), which provides for the establishment, composition and functioning of the General and TVET Quality Assurance Council. It also provides for quality assurance in general and TVET, providing for control over norms and standards of curriculum and assessment; the issue of certificates at the exit points; and the conduct of assessment and repealing the South African Certification Council Act of 1986
- SAQA Act, 1995 (Act 58 of 1995), which provides for the establishment of the NQF forms the foundation for a national learning system integrating education and training at all levels.

## National Skills Development Strategy (NSDS)

The DHET is responsible for ensuring the development of a skilled and capable workforce to support an inclusive growth path.

The key driving force of the NSDS 3 is improving the effectiveness and efficiency of the skills development system. It represents an explicit commitment to encouraging the linking of skills development to career paths, career development and promoting sustainable employment and in-work progression. The emphasis is particularly on those who do not have relevant technical skills or adequate reading, writing and numeracy skills to enable them to find employment.

The development strategy promotes partnerships between employers, public education institutions (TVET colleges, universities of technology and universities), private training providers and sector education and training authorities (Setas), to ensure that cross-sectoral and intersectoral needs are addressed.

The NSDS 3 is guided by, and measured against, several key developmental and transformation imperatives, such as race, class, gender, geographic considerations, age differences, disability and HIV and AIDS.

NSDS 3 addresses the scope and mandate of the Setas. The Setas are expected to facilitate the delivery of sector-specific skills interventions that help achieve the goals of NSDS 3, address employer demand and deliver results. They must be recognised experts in relation to skills demand in their sectors.

The strategy emphasises the relevance, quality

and sustainability of skills training programmes focusing on eight goals, namely:

- establishing a credible institutional mechanism for skills planning, and ensuring that the national need in relation to skills development is researched, documented and communicated to enable effective planning across all economic sectors
- increasing access to occupation-specific programmes targeting intermediate and higher-level professional qualifications
- promoting the growth of a public TVET college system that is responsive to sector, local, regional and national skills needs and priorities
- addressing the low level of youth and adult language and numeracy skills to enable additional training
- encouraging better use of workplace-based skills development
- encouraging and supporting co-operatives, small enterprises, worker-initiated NGOs and community-training initiatives
- increasing public-sector capacity for improved service delivery and supporting the building of a developmental state
- building career and vocational guidance.

The DHET has been increasing access to higher education programmes by expanding spaces and options available at TVET colleges and universities.

The move is part of the department's plan to shift learner focus from traditional institutions such as universities and universities of technology, to TVET colleges, where training is vocationally based.

## Resources Universities

South Africa's higher education landscape comprises the following institutions:

- Cape Peninsula University of Technology
- Central University of Technology, Free State
- Durban Institute of Technology
- Mangosuthu University of Technology
- National Institute for Higher Education, Northern Cape
- National Institute for Higher Education, Mpumalanga
- Nelson Mandela Metropolitan University
- North-West University
- Rhodes University
- Sefako Makgatho Health Sciences University
- Sol Plaatje University (SPU), Northern Cape
- Tshwane University of Technology
- University of Cape Town
- University of Fort Hare

- University of the Free State
- University of Johannesburg
- University of KwaZulu-Natal
- University of Limpopo (UL)
- University of Mpumalanga (UMP)
- University of Pretoria
- Unisa
- University of Stellenbosch
- University of Venda
- University of the Western Cape
- University of the Witwatersrand (Wits)
- University of Zululand
- Vaal University of Technology
- Walter Sisulu University, Eastern Cape.

## Further education and training

The DHET's top priority is to expand and improve the quality of TVET colleges.

TVET college enrolments have more than doubled over the past five years and will continue to increase, targeting 725 000 headcount enrolments this year, an increase of just over 39 000 on 2014.

The pace of growth will now be reduced to focus on quality improvements, including:

- reviewing the policy for the National Certificate (Vocational) and other programmes;
- lecturer development, and improving student academic success
- college improvement plans
- capacity building initiatives for student representative councils.

By mid-2016, construction work at three of the 12 planned new TVET college campuses was underway.

## Adult education and training

The FET Colleges Amendment Act, 2013 (Act 1 of 2013) provides for the creation of a new institutional type, to be known as the Community Education and Training (CET) college. With time, the Public Adult Learning centres will be absorbed into the CET colleges, additional facilities and staff will be provided and the offerings will be extended to provide vocational or community-oriented programmes.

In April 2016, nine CET colleges were established, which will enable the merger of existing public adult learning centres into community colleges. The community colleges will cater for a population that is not integrated into the post-schooling environment.

The Minister of Higher Education and Training officially welcomed the staff from Adult Education and Training (AET) centres, TVET colleges and AET and TVET units in PEDs as they transfer to the DHET.



Approximately 38 000 employees joined the department on 1 April. The employees form part of the bedrock of TVET colleges and soon to be launched CET systems. The process of identifying nine community colleges for piloting in 2015 has been completed. The community colleges will be located in all provinces, with each province having one.

The department said the necessary legislative framework, compliance with labour relations legislation and compliance with the budget transfer processes have been fulfilled to enable the transfer of the AET and TVET functions.

The department has also established task teams to respond to any eventualities related to the transfer of the AET and TVET function going forward.

## Budget and funding

For the 2015 Medium Term Expenditure Framework, the budget of the DHET projects increases over three years at an annual average rate of 5,9%, from R39 billion in 2014/15 to R46,3 billion in 2017/18. The amount of R41,8 billion for 2015/16 is an increase of R2,8 billion (or 7,3%) on the 2014/15 allocation, excluding direct charges.

A Ministerial Committee was developed in 2015 to develop a Strategic Disability Policy Framework that will strengthen the implementation and monitoring of disability policies across the PSET system. The DHET has allocated R1 981 200 million towards improving the infrastructure, student housing and maintenance, among other things, at 24 state-owned universities.

The allocations include R700 million for backlog maintenance, refurbishment/remodelling and capacity upgrades and R763 410 million for priority/committed projects which require urgent funding in the 2015/16 financial year.

An amount of R517 790 million had been allocated for student housing.

## Programmes and projects

### Thusanani Foundation

Thusanani Foundation is a non-profit organisation aimed at bridging the ever widening educational and technological information gap between rural youth and their urban counterparts in order to create an equal opportunity for all to access and succeed in institutions of higher learning (both universities and TVET colleges). Thusanani Foundation does this through an integrated and holistic approach tailor-made to address the socio-economic, educational, infrastructural and technological needs of rural

and township high schools.

Since 2011 Thusanani Foundation has evolved from a two men initiative into a registered organisation with over 1 000 volunteers in six institutions of higher learning across South Africa, reaching out to over 35 000 high school learners in rural KwaZulu-Natal, Limpopo, Eastern Cape, Free State and some Gauteng Townships.

The foundation has managed to enroll over 450 students into various institutions of higher learning. In partnership with universities, TVET colleges, non-governmental organisations, government and the private sector, the foundation aims to reach out and empower over 100 000 rural and township youth by 2017.

Due to lack of access to accurate information, technology, and educational resources, many talented young South Africans living in rural and township areas either do not consider, or are unable to access institutions of higher education and many other post-schooling opportunities. There is a very big educational information gap that exists between rural high school learners and their urban counterparts.

This lack of information and motivation creates a spirit of hopelessness and discouragement among rural youth, which in turn impacts negatively on their academic performance and results.

In order to achieve its core objective, Thusanani Foundation offers the following services to rural and township Youth:

- Career guidance and motivational mentorship programmes
- Promotion and improvement of performance in Mathematics, Science, Engineering and Technology
- Winter and spring school revision programmes
- Facilitation of admission into institutions of higher learning and TVET colleges
- Higher education funding opportunities awareness
- Promotion of vocational and artisan skills
- Continuous on-campus social and academic support programmes
- Industry-based mentorship and professional development
- Entrepreneurship and leadership development

## Role players

### South African Qualifications Authority

SAQA, which is recognised nationally and internationally, focuses on upholding the principles of the NQF, including ensuring access, quality, redress and development for all learners through an integrated national framework of learning achievements.

The authority's main responsibilities include:

- registering qualifications and part-qualifications on the NQF
- maintaining and developing the National Learners' Records Database as the key national source of information for human resources and skills development in policy, infrastructure and planning
- maintaining and developing the authority's role as the national source of advice on foreign and domestic learning and qualifications
- conducting research
- monitoring and undertaking evaluation studies that contribute to the development of the NQF and a culture of lifelong learning
- registering professional bodies and professional designations on the NQF.

In terms of the NQF Act of 2008, the executive functions for setting standards and quality assurance will move to the three quality councils.

SAQA must advise the Minister of Higher Education and Training on NQF matters in terms of the NQF Act, 2008 (Act 67 of 2008). SAQA must also perform its functions subject to the Act and oversee the implementation of the NQF and the achievement of its objectives.

### Quality Council for Trades and Occupations (QCTO)

The QCTO is a quality council established in 2010 in terms of the Skills Development Act, 2008 (Act 37 of 2008). Its role is to oversee the design, implementation, assessment and certification of occupational qualifications on the Occupational Qualifications Sub-Framework.

The QCTO is one of three quality councils responsible for a part of the NQF. Collectively, the councils and SAQA all work for the good of both the learners and employers. Another important role of the QCTO is to offer guidance to service providers who must be accredited by the QCTO to offer occupational qualifications.

Following the format of the organising framework for occupations, occupational qualifications are categorised into the eight major employment groups.

- Managers;
- Professionals;
- Technicians and associate professionals;
- Clerical support workers;
- Service and sales workers;
- Skilled agriculture, forestry, fisheries, craft and related trades
- Plant and machine operators and assemblers; and
- Elementary occupations.

Its vision is to qualify a skilled and capable

workforce; its mission is to effectively and efficiently manage the occupational qualifications sub-framework in order to set standards, develop and quality assure national occupational qualifications for all who want a trade or occupation and, where appropriate, professions.

### Universities South Africa (USAf)

USAf is the voice of South Africa's university leadership as it represents the vice-chancellors of public universities. The body was also refocused and rebranded in keeping with international conventions for similar organisations. To that end, this association will strengthen and enhance the work started by HESA, established in 2005, with the merger of the South African Universities Vice-Chancellors Association and the Committee of Technikon Principals.

Its mandate is to influence and contribute to policy positions regarding higher education, advocate and campaign for an adequately funded university sector, facilitate effective dialogue among universities, government, business, parliament and other stakeholders on issues affecting universities and coordinate sector-wide engagement on major issues (e.g. transformation, differentiation, internationalisation, etc).

USAf commissions and disseminate research on key issues with implications for universities; provides value-adding services to member institutions; speaks on behalf of universities on major issues with implications for their well-being, strengthens the creation of a Higher Education Governance System based on the principles of cooperative governance, institutional autonomy and academic freedom.

USAf seeks to ensure that:

- Quality teaching takes place in all institutions;
- Adequate resources are allocated to universities;
- Deserving students gain access to universities regardless of their social, cultural and economic background;
- Universities contribute significantly to the socio-economic and cultural development of South Africa;
- Higher Education policy is evidence-based, informed by research of the highest quality;
- University sector is sufficiently internationalised to benefit from a mobile global student and academic talent pool; and
- South Africa understands the value of universities in the economy.

## Human Resource Development Council of South Africa (HRDCSA)

The HRDCSA is a national, multi-tiered and multi-stakeholder advisory body under the leadership and stewardship of the office of the Deputy President of South Africa. It is managed by the Ministry of Higher Education and Training.

The multi-sectoral advisory HRDCSA was established in March 2010. Membership is based on a five-year tenure and it is represented by a number of government Ministers and senior business leaders, organised labour and representatives from academia and civil society who serve on the council.

One of the council's key responsibilities is to build the human resource development base required to ensure a prosperous and inclusive South African society and economy, focusing on the development of strategy and the creation of a platform where social partners can engage to find ways to address bottlenecks in the development of human resources and skills in South Africa.

In essence, it must ensure that all relevant policies, programmes, projects, interventions and strategies are streamlined and optimised to support overall government objectives rather than merely sectoral imperatives.

The HRDCSA is supported by a Technical Working Group, which is co-chaired by business and labour. It emulates council's structure, but is supported by a team of experts consisting of technical task teams that are appointed on an issues basis to provide expert input in respect of all matters pertaining to human resources.

Nine technical task teams have been established and form the pillars of the HRDCSA plans, to drive forward the work of the five-point plan.

The HRDCSA Secretariat provides strategic, technical, administrative and logistic support, and assumes responsibility for, among other aspects, management of the multi-sectoral response to human resource development matters and of the allocated funds designated to fulfil HRDCSA's functions in terms of the multi-sectoral HRD implementation plan.

The Provincial Coordination Forum was established with the mandate of creating a link between the HRDCSA and activities at provincial level. It encourages provinces to form their own councils in the Premiers' offices in view of the fact that all provinces have their own unique human resource issues.

## Sector education and training authorities

Setas were re-established by the Ministry of Labour in March 2005, to help implement the NSDS and to increase the skills of people in particular sectors. Setas replaced and extend the work of the old industry training boards and are accredited by SAQA.

They encourage skills development in specific economic sectors such as agriculture, banking and finance, arts and culture, construction, the chemical industry, education and training, energy and water, the food and beverage industry, health and welfare, local government, manufacturing and engineering, media and advertising, mining, safety and security, wholesale and retail, public services, and others. Currently, there are 21 Setas that focus on promoting skills development in their sectors.

They focus on providing skills development and training to people employed or seeking employment in their sectors. They are tasked with developing skills development plans in response to the skills needs in their sectors.

They then ensure that training in their sectors is of appropriate quality and at the skills levels needed. If you know the sector in which the work you are interested in falls, you could visit the website of the Seta or contact its office to find out more about training options in the sector.

The Setas provide information on quality education and training offered by employers within their sectors.

## Work Integrated Learning Partnerships and Innovation

Linking the education and training institutions and the labour market is a priority. This is because workplace training is generally more effective if on-the-job training is combined with theoretical study and also because practical experience gained during training or immediately afterwards increases a student's chances of finding employment.

Government departments and agencies at national, provincial and local level as well as state-Owned Companies started to increase their intake of young people for apprenticeships, learnerships and internships.

## National Skills Authority (NSA)

The role of the NSA is to:

- strengthen the capacity of the NSA and the Secretariat;
- provide advice on the National Skills Development policies to the Minister and make inputs /participate in other DHET related

- policy development processes;
- review skills development legislative framework to support integration of education and training and the national priorities of government;
- develop capacity of skills development stakeholders and system;
- commission and initiate research, development and innovation to promote beneficiation and business enterprise development opportunities;
- monitor and evaluate the work of the Setas and the implementation of the NSDS III;
- promote skills development and profile the work of the NSA through communication and marketing;
- support post-school education and training to realize national priorities.

### National Skills Fund

#### National Student Financial Aid Scheme

NSFAS is the department's primary tool for ensuring students who do not afford to pay for their own fees have access to post-school education. Since 1991, NSFAS has assisted more than 1,4 million students, and many NSFAS alumni play important roles in the country's economy and society.

Government has made money available to clear the historic debt of students who qualify for NSFAS.

The historic debt of all students who qualify for NSFAS has been resolved. The funding will be made available to qualifying students, who were studying between 2013 and 2015, in the form of a loan.

These students would either have been unfunded or underfunded, although they qualified for NSFAS funding.

The NSFAS budget will increase from R9,5 billion in 2015 to R10 billion in 2016/17.

Of this amount, over R700 million has been allocated for full bursaries in scarce and critical skills for the current year. This funding is made available through the financial aid offices at universities.

In total, the budget to be administered by NSFAS in 2016 was R14,582 billion. Following the no-fees protests in mid-2016, government recommended that universities should determine fee adjustments for the 2017 academic year and that they should not be above 8%.

### Libraries in the higher education sector

South Africa prides itself in having 23 higher education libraries (academic libraries), delivering services to approximately 625 000

students and 60 000 academic staff. Two more universities are in the advanced stages of being established. The location of these higher education institutions and the population they serve is spread over the nine.

Higher education institutions, though largely autonomous, fall under the auspices of the National Ministry of Higher Education.

The DHET subsidises 23 universities and 50 TVET institutions. The main mandate of higher education libraries is to facilitate access to information that meets the teaching, learning and research information needs of institutions' communities.

In their endeavour to live up to this mandate, several considerations are made to ensure that the bigger picture is encapsulated in shaping relevant Library and Information Services (LIS).

These include the NDP, individual higher education institutions' niche areas, and national and international LIS trends.

Academic and research libraries are increasingly playing a pivotal role in the support of teaching, learning and research. Technology, library space and design, dynamic user services and staff development have emerged as strong drivers for change in academic libraries. The national research imperatives and the demand for more quality graduates have also influenced how academic and research libraries respond and align themselves to these institutional strategic imperatives.

Academic libraries in South Africa have emerged as intensely technologically enabled and driven environments. An assessment of the sector indicates that the predominant focus is aimed at strategic alignment of services and the broader information services environment.

Digital literacy has been introduced to support students with media literacy, information and communication technologies literacy, digital scholarship and communications and collaboration in an academic context.

This will enable students to participate in digital networks for learning and research; use of digital devices; study and learn in e-environments; and participate in emerging academic and research practices in a digital environment.

Web tools such as Twitter, Facebook and other social media tools and applications greatly impact on the academic library environment.

These are considered as value-added services, or potentially value-adding applications for raising the visibility of institutional research output and communication with students as well as marketing.

South African academic and research libraries

have recognised the importance of the global Open Access (OA) Movement for the dissemination of knowledge and cultural heritage, and increasing the visibility of its research output with the rest of the African continent and the world.

Many academic libraries have taken the lead in facilitating OA initiatives including its mandates, institutional repositories, observing OA Week and facilitating their institutions becoming signatories to the Berlin Declaration on Open Access to Knowledge in the Sciences and Humanities.





*South Africa Yearbook 2015/16*

# Energy

The Department of Energy (DoE) is mandated to ensure the secure and sustainable provision of energy for socio-economic development. This is achieved by developing an integrated energy plan, regulating the energy industries, and promoting investment in accordance with the integrated resource plan. The department's strategic goals are to:

- ensure that energy supply is secure and demand is well managed
- facilitate an efficient, competitive and responsive energy infrastructure network
- ensure that there is improved energy regulation and competition
- ensure that there is an efficient and diverse energy mix for universal access within a transformed energy sector
- ensure that environmental assets and natural resources are protected and continually enhanced by cleaner energy technologies
- implement policies that adapt to and mitigate the effects of climate change
- implement good corporate governance for effective and efficient service delivery.

The DoE places emphasis on broadening electricity supply technologies to include gas and imports, as well as nuclear, biomass and renewable energy resources (wind, solar and hydro), to meet the country's future electricity needs and reduce its carbon-dioxide emissions.

Goals beyond 2020 include contracting more than 20 000 megawatts (MW) of renewable energy, including an increasing share from regional hydro-electricity.

South Africa has committed to attain substantial reductions in CO<sub>2</sub> emissions by 2025. The country supports research, technology development and special measures aimed at environmentally sustainable economic growth.

## Legislation and policies

The DoE derives its mandate from the *White Paper on Energy Policy, 1998*, the *White Paper on Renewable Energy, 2003*, and the National Energy Efficiency Strategy.

The following legislation regulates the energy sector:

- The National Energy Act, 2008 (Act 34 of 2008) ensures that diverse energy resources are available in sustainable quantities and at affordable prices in South Africa. In addition, the Act provides for the increased use of renewable energies, contingency energy supplies, the holding of strategic energy feedstock and carriers, and adequate investment in energy infrastructure.
- The Electricity Regulation Act, 2006 (Act 4

of 2006) establishes a national regulatory framework for the electricity supply industry to be enforced by the National Energy Regulator of South Africa (NERSA). The Minister of Energy is empowered to make determinations for the establishment of independent power producers (IPPs) to increase the supply of electricity.

- The Petroleum Products Act, 1977 (Act 120 of 1977), as amended, provides for measures to save petroleum products and the economy in distribution costs, the maintenance and control of price, the furnishing of certain information regarding petroleum products and the rendering of service. It further provides for the licensing of people involved in the manufacturing, wholesale and retailing of prescribed petroleum products.
- The Central Energy Fund (CEF) Act, 1977 (Act 38 of 1977), as amended, provides for the determination of State levies.
- The Nuclear Energy Act, 1999 (Act 46 of 1999) provides for the establishment of the National Energy Corporation of South Africa (NECSA) and defines its functions, powers, financial and operational accountability, governance and management. It also regulates the acquisition and possession of nuclear fuel, nuclear and related material and equipment, and the import and export thereof.

Other relevant legislation includes the:

- National Nuclear Regulator (NNR) Act, 1999 (Act 47 of 1999)
- National Radioactive Waste Disposal Institute Act, 2008 (Act 53 of 2008)
- Petroleum Pipelines Act, 2003 (Act 60 of 2003)
- Petroleum Pipelines Levies Act, 2004 (Act 28 of 2004)
- Gas Act, 2001 (Act 48 of 2001)
- Gas Regulator Levies Act, 2002 (Act 75 of 2002)
- National Energy Regulator Act, 2004 (Act 40 of 2004)
- Electricity Act, 1987 (Act 41 of 1987), as amended
- National Environmental Management Act, 1999 (Act 107 of 1999)
- Mineral and Petroleum Resources Development Act, 2002 (Act 28 of 2002)
- Electricity Regulation Amendment Act, 2007 (Act 28 of 2007).

## National Energy Efficiency Strategy

The National Development Plan (NDP) envisages that by 2030 South Africa will have an adequate supply of electricity and liquid fuels to ensure that economic activity and welfare

are not disrupted, and that at least 95% of the population will have access to grid or off-grid electricity.

The NDP proposes that gas and other renewable resources such as wind, solar and hydro-electricity will be viable alternatives to coal and will supply at least 20 000 MW of the additional 29 000 MW of electricity needed by 2030.

Other recommendations in the NDP include diversifying power sources and ownership in the electricity sector, supporting cleaner coal technologies, and investing in human and physical capital in the 12 largest electricity distributors.

The DoE will continue to address these proposals through a combination of new and existing programmes.

Funds will continue to be allocated to the South African National Energy Development Institute (Sanedi) for research and development into a carbon capture and storage project, and for a hydraulic fracturing pilot to assess the potential for shale gas.

The DoE will also continue implementing the pilot approach to the distribution asset management programme, by providing capital subsidies to nine municipalities to address maintenance, refurbishment and backlog concerns to improve the quality of electricity supply.

The objectives of the revised energy efficiency strategy are to:

- promote and develop energy efficiency practices, norms and standards in different energy sectors, including industries, commercial buildings, households, transport and agriculture
- develop energy efficiency policies and guidelines
- facilitate information awareness, and capacity-building campaigns concerning energy efficiency and environmental issues
- promote energy for sustainable development
- mitigate negative impacts of energy use on the environment
- promote energy efficiency technologies and clean energy technologies, including environmentally sound energy technologies
- promote and facilitate international collaboration and cooperation
- ensure the DoE's participation at international forums on energy efficiency and the environment, including the United Nations (UN) Commission on Sustainable Development, the Kyoto Protocol and the UN Framework Convention on Climate Change.

The strategy includes Eskom's demand-side management (DSM). Municipalities are also implementing their own energy efficiency strategies. In addition, 32 large companies have joined forces with the DoE and Eskom by signing an energy efficiency accord, committing themselves to targets contained in the strategy.

To assist households in becoming more energy efficient, the DoE initiated an appliance-labelling campaign. Labels on household appliances inform consumers of the energy efficiency of the appliances. The DoE, in collaboration with the Department of Public Works (DPW) and Eskom, is retrofitting government buildings to make them more energy efficient.

### National building standards

Energy-efficient regulations for new buildings form part of the deliverables of South Africa's National Energy Strategy to strengthen standards and regulations for energy efficiency.

The energy-efficient regulations apply to residential and commercial buildings, places of learning and worship, certain medical clinics and other categories of building.

The regulations make it compulsory for all new buildings to be designed and constructed to a standard that makes it possible for the user to minimise the energy required to meet the functional requirements. This will save energy significantly, which will relieve pressure on the electricity supply grid.

In addition to temperature regulations, all buildings will also have to be fitted with renewable-energy water-heating systems such as solar systems, which also have to comply with South African national standards.

### National Liquid Petroleum Gas (LPG) Strategy

LPG is commonly used in mines to power smelting furnaces that are processing materials, such as platinum and vanadium, as well as domestically for cooking.

The LPG strategy's main objectives are to provide access to safe, cleaner, efficient, portable, environmentally friendly and affordable thermal fuel for all households, and to switch low-income households away from the use of coal, paraffin and biomass to LPG.

The strategy highlights strategic options that could be adopted for the orderly development of the LPG industry in South Africa to make LPG an energy carrier of choice for thermal applications.

The domestic LPG price is regulated through the DoE by the Minister of Energy.

## Budget and funding

The DoE's budget allocation increased from R7.44 billion in 2014/15 to R7.48 billion in 2015/16.

The original indicative allocation of R7.98 billion in 2015/16 was adjusted downward to R7.48 billion by incorporating the following adjustments during the 2015 MTEF budget process:

- Compensation of employees: reduced by R22.1 million
- Goods and services: reduced by R15.59 million
- Payments for capital assets – reduced by R235 000
- Transfer payments: net reduction of R488.43 million made up of:
  - Conditional grants to municipalities: reduced by R86.16 million
  - Departmental agencies (transfers to entities): net-reduction of R47.16 million
  - Public corporations and private enterprises: net reduction of R338.48 million
  - Membership fees to foreign entities – increase of R4.13 million

During the 2015 Adjusted Estimates of National-Expenditure process (AENE), the Department's 2015 final budget allocation of R7.48 billion was adjusted downwards to R7.27 billion. The factored adjustments were:

- An additional amount of R35.53 million rolled over from the 2014/15 financial year to the 2015/16 financial year to finalise payments carried over from the previous financial year in respect of the Integrated National Electrification Programme (INEP) Non-Grid Project's implementation.
- A budget reduction of R250 million from the National Solar Water Heater Programme (NSWHP) as savings identified by the National Treasury.

## Role players

### National Energy Regulator of South Africa

NERSA is a regulatory authority established as a juristic person in terms of Section 3 of the National Energy Regulator Act, 2004 (Act 40 of 2004). NERSA's mandate is to regulate the electricity, piped-gas and petroleum pipelines industries in terms of the Electricity Regulation Act, 2006 (Act 4 of 2006), Gas Act, 2001 (Act 48 of 2001) and Petroleum Pipelines Act, 2003 (Act 60 of 2003).

Revenue is generated from tariffs and levies paid by the regulated industries. The total revenue for the 2015/16 financial year amounted

to R315 692 722 million.

NERSA has formulated the following five strategic outcome-oriented goals:

- facilitate security of supply to support sustainable socio-economic development in South Africa
- facilitate investment in infrastructure in the energy industry to support sustainable socio-economic development in South Africa
- promote competitive and efficient functioning of the energy industry in order to sustain socio-economic development in South Africa
- facilitate affordability and accessibility in the energy industry to balance the socio-economic interests of all stakeholders in support of economic development of South Africa and a better life for all
- position and establish NERSA as a credible and reliable regulator in order to create regulatory certainty.

### National Nuclear Regulator

The NNR is responsible for the protection of people, property and the environment against nuclear damage.

### Nuclear Energy Corporation of South Africa

NECSA is a wholly state-owned company. Its functions are to:

- undertake and promote research into nuclear energy and radiation sciences and technology
- process source, special nuclear and restricted material including uranium enrichment
- collaborate with other entities.

The Nuclear Energy Act of 1999 provides for the commercialisation of nuclear and related products and services, and delegates specific responsibilities to NECSA, including the implementation and execution of national safeguards and other international obligations. The Nuclear Energy Policy of 2008 elaborated on NECSA's mandate relating to research and development and nuclear fuel-cycle responsibilities.

NECSA's main function is to serve as the anchor for nuclear energy research and development, and innovation in South Africa. The research focuses mainly on nuclear technology applications such as:

- the production of medical isotopes
- applied chemistry with an emphasis on uranium chemistry
- the application of radiation and nuclear technologies
- aspects of the nuclear fuel cycle, including waste.

The corporation is also responsible for:

- operating the Safari-1 research reactor to undertake nuclear science research and development and to provide irradiation services for the production of medical radio-isotopes
- decommissioning and decontaminating nuclear facilities
- implementing the Nuclear Non-Proliferation Treaty and the Comprehensive Safeguards Agreement with the International Atomic Energy Agency (IAEA); the Africa Regional Cooperative Agreement for Research, Development and Training related to Nuclear Science and Technology; and the Pelindaba Treaty.

In the medium term, NECSA will focus on:

- radiation research, products and services
- nuclear fuel research and development in relation to low-enriched uranium research-reactor production facilities
- nuclear component manufacturing to support future nuclear programmes and future power reactors
- contributing to higher industrial manufacturing standards and sustainable job creation

### **National Radioactive Waste Disposal Institute (NRWDI)**

The National Radioactive Waste Disposal Institute Act, 2008 (Act 53 of 2008) provides for the establishment of the NRWDI in order to manage radioactive waste disposal on a national basis.

Operations include:

- designing and implementing disposal solutions for all classes of radioactive waste;
- developing radioactive waste acceptance and disposal criteria in compliance with applicable regulatory health, safety and environmental requirements and any other technical and operational requirements;
- assessing and inspecting the acceptability of radioactive waste disposal facilities, including related storage and predisposal management of radioactive waste at disposal sites;
- managing, operating and monitoring operational radioactive waste disposal facilities, including related storage and predisposal management of radioactive waste at disposal sites;
- managing and monitoring closed radioactive waste disposal facilities;
- investigating the need for new radioactive waste disposal facilities and site selection, design and construction of such new facilities as may be required;

- conducting research and developing plans for the long-term management of radioactive waste storage and disposal;
- maintaining a national radioactive waste database and publishing a report on the inventory and location of all radioactive waste in the Republic at a frequency determined by the Board;
- managing the disposal of any ownerless radioactive waste on behalf of the state, including the development of radioactive waste management plans for such waste;
- assisting generators of small quantities of radioactive waste in all technical aspects relating to the disposal of such waste;
- implementing any assignments or directives from the Minister regarding radioactive waste disposal.

### **South African National Energy Development Institute**

Sanedi is mandated to stimulate innovation in energy research and development, transform the gender and race profile of researchers in the sector, and improve South Africa's competitiveness in energy research internationally.

Operations include:

- undertaking measures to promote energy efficiency throughout the economy;
- ensuring uninterrupted supply of energy to the country;
- promoting diversity of supply of energy sources;
- facilitating effective management of energy demand and its conservation;
- promoting energy research;
- promoting appropriate standards and specifications for the equipment, system and processes used to produce, consume and supply energy;
- providing for certain safety, health and environmental matters that pertain to energy;
- facilitating energy access to improve the quality of life of the people of the Republic;
- commercialising energy-related technologies;
- ensuring effective planning of energy, supply, transportation and consumption, and contributing to the sustainability of development of the South African economy.

### **Central Energy Fund**

The CEF finances and promotes the acquisition of research into and exploitation of oil, gas and renewable/clean energy-related products and technology.

Undertakings include:

- involvement in the search for appropriate



energy solutions to meet the future energy needs of South Africa, the SADC and sub-Saharan region, including oil, gas electricity, solar energy, low smoke fuels, biomass, wind and renewable energy sources;

- management of the operation and development of the oil and gas assets and operation of the South African Government;
- finance and promotion of the acquisition of coal, the exploitation of deposits and the manufacture of liquid fuel, oil and other products from coal;
- marketing of said products and any matter connected with the acquisition, exploitation, manufacturing and marketing thereof;
- management of the Equalisation Fund, which collects levies from the retail sales of petroleum products to eliminate unnecessary fluctuations in the retail price of liquid fuel and give tariff protection to the synthetic fuel industry
- acquisition, generation, manufacture, marketing or distribution of any other forms energy and research connected with.

### Integrated energy centres (IECs)

The DoE, in collaboration with oil companies, have since 2002 been establishing the IECs in poverty nodal areas around the country as part of the Department's mandate to promote access to energy services, such as petroleum products in rural areas where the volumes of sales are too low for a normal commercial operation to be established.

The objectives of the IEC Programme are to:

- provide access to safe and affordable energy resources to poor households
- provide information regarding the safe, efficient and environmentally-sustainable use of energy sources and available energy options such as renewable and non-grid energy
- enable a strong social responsibility aimed at poverty alleviation, job creation and capacity building
- stimulate rural economy

By mid-2016, there were seven operating IECs and the construction of two new IECs in Bushbuckridge and Qamatha was expected to be completed in the second quarter of 2016/17.

An IEC is a one-stop energy supplier, owned and operated by the community cooperative and organised as a community project.

It provides energy solutions to communities; access to affordable, safe and sustainable energy services; information and awareness on how to handle and use energy services such as paraffin and LPG and small, medium and micro enterprise development through partnerships

with key stakeholders, such as the National Development Agency and the Department of Trade and Industry.

The six IECs are: Kgalagadi and Moshaweng in Kuruman, Northern Cape; Eshane in Greytown, KwaZulu-Natal; Caba Mdeni in Matatiele and Mbizana, Eastern Cape; Mutale in Thohoyandou, Limpopo; and Ratlou in Makgobistad, North West.

### Sasol

Sasol is a leader in various energy fields, including the Sasol Slurry Phase Distillate Process (SPD process). Through this process, natural gas is transformed into energy and chemical products, including transport fuels, base oils, waxes, paraffin and naphtha.

The company develops and commences. Sasol is expanding internationally based on a unique value proposition. The company is listed on the JSE Limited in South Africa and on the New York Stock Exchange in the United States of America (USA).

The company is one of the world's largest producers of synthetic fuels. It mines coal in South Africa and produces natural gas and condensate in Mozambique, oil in Gabon and shale gas in Canada.

Sasol continues to advance its upstream oil and gas activities in West and southern Africa, the Asia Pacific region and Canada. In South Africa, Sasol refines imported crude oil and sells retail liquid fuels through its network of some 400 service stations and supplies gas to industrial customers. It also supplies fuels to other licensed wholesalers in the region.

Through Sasol Synfuels International, Sasol is pursuing international opportunities to commercialise its gas-to-liquids (GTL) and coal-to-liquids (CTL) technology.

Sasol's energy cluster focuses on the manufacturing, refining and marketing of automotive and industrial fuels, oils and gas.

With partners in China, the company launched a feasibility study into a CTL plant with a potential capacity of around 80 000 barrels per day.

End products include petrol; diesel; jet fuel; fuel oil; illuminating paraffin; liquefied petroleum gas; pipeline gas; lubricants and greases; bitumen and naphtha.

Sasol's local energy cluster comprises the following:

- Sasol Oil, which handles crude oil refining activities as well as the blending and marketing of liquid fuels and lubricants.
- Sasol Gas, which supplies pipeline gas to industrial and commercial customers.

- Sasol Mining, which produces about 40 million tons (Mt) of saleable coal a year.
- Sasol Synfuels, which operates the coal-based synfuels manufacturing facility at Secunda, in Mpumalanga.

### Eskom

Eskom is one of the top utilities in the world by generation capacity. It generates approximately 95% of the electricity used in South Africa and approximately 45% of the electricity used in Africa. Eskom directly provides electricity to about 45% of all end-users in South Africa. The other 55% is resold by redistributors, including municipalities.

Eskom generates, transmits and distributes electricity to about five million customers in the industrial, mining, commercial, agricultural and residential sectors, and to redistributors. Eskom sells electricity directly to about 3 000 industrial customers, 1 000 mining customers, 49 000 commercial customers, 84 000 agricultural customers and more than four million residential customers (of whom the majority are prepaid customers). Most of the sales are in South Africa, with other southern African countries accounting for a small percentage.

Additional power stations and major power lines are being built to meet South Africa's rising demand for electricity. Recent successes have been the commercialization of the Sere wind farm (100MW) in March 2015, and the synchronisation of the first unit (794MW) at Medupi Power Station in August 2015. By mid-2016, more than 6 000 km of new transmission lines had been built and over 30 000 MVW in new substation capacity had been added to strengthen the national power network.

### Southern African Power Pool (SAPP)

The SAPP allows the free trading of electricity between SADC member countries, providing South Africa with access to the vast hydropower potential in the countries to the north, notably the significant potential in the Congo River (Inga Falls). The SAPP has made it possible for members to delay capital expenditure on new plants due to the existence of interconnections and a power pool in the region. SAPP member countries are Angola, Botswana, the Democratic Republic of Congo (DRC), Lesotho, Malawi, Mozambique, Namibia, South Africa, Swaziland, Tanzania, Zambia and Zimbabwe.

### Other role players

- iGas is the official state agency for the development of the hydrocarbon gas industry

in southern Africa.

- PetroSA is a government-owned oil and gas company mandated by Cabinet to lead developments in gas infrastructure in the Western Cape.
- The Petroleum Agency of South Africa promotes the exploration and exploitation of natural oil and gas, both onshore and offshore, in South Africa and undertakes the necessary marketing, promotion and monitoring of operations.
- Petronet owns, operates, manages and maintains a network of 3 000 km of high-pressure petroleum and gas pipelines, on behalf of the Government.

### Energy resources

South Africa produces about 5% of its fuel needs from gas, about 35% from coal and about 50% from local crude oil refineries. About 10% is imported from refineries elsewhere in the world. The country has a sizeable capital stock and management capacity to produce fuel from gas. The DoE's Hydrocarbons and Energy Planning Branch is responsible for coal, gas, liquid fuels, energy efficiency, renewable energy and energy planning, including the energy database.

### Liquid fuels

The recommendations made in the Energy, Security Master Plan for Liquid Fuels, approved by Cabinet in 2007, continue to be implemented, with the focus primarily on addressing short to medium-term infrastructural constraints within the liquid fuels sector.

South Africa faces a number of specific challenges in the liquid fuels sector:

- Gas stocks for the existing gas-to-liquids plant from offshore fields are declining.
- Refining capacity has run out and South Africa now has to import a share of its refined fuel needs. There are five options to deal with this, namely:
  - building a new oil-to-liquid refinery (such as the proposed Mthombo Project in Coega)
  - building a new CTL refinery
  - upgrading the existing refineries; allowing significant expansion of one or more of the existing refineries
  - importing refined products
  - building a refinery in Angola or Nigeria and buying a share of the product of that refinery.

Other issues related to liquid fuels include:

- clean fuel standards
- vehicle carbon tax
- electric vehicles

- use of public transport.

The South African liquid-fuels sector presents several opportunities for investors throughout the petroleum value chain.

A key feature of the South African liquid-fuels sector is that most transport fuel is produced in the coastal areas, about 68% of which is consumed in Gauteng. This requires investments in storage and distribution facilities for the supply of petroleum products at the point of need.

The construction of the new multi-product pipeline, which was funded under the DoE through Transnet, was completed. The new 555-km pipeline, which has a 70-year design life, runs from Durban to Gauteng. It can transport jet fuel, 93-grade and 95-grade unleaded petrol, low-sulphur diesel and ultra-low-sulphur diesel.

The trunk pipeline, with pump stations, terminals and a 160-km inland pipeline network, came into operation at the end of 2013, increasing capacity from the existing 4,4 billion litres to 8,4 billion litres.

These mega infrastructural projects and related support infrastructure require a close and ongoing partnership between state-owned enterprises and private companies.

### Oil and natural gas

South Africa has very limited oil reserves. About 60% of its crude oil requirements are met by imports from the Middle East and Africa.

Refined petroleum products such as petrol, diesel, residual fuel oil, paraffin, jet fuel, aviation gasoline, LPG and refinery gas are produced by the following methods:

- crude oil refining (oil refineries)
- CTL and GTL fuels (Sasol)
- natural GTL (PetroSA).

Government regulates wholesale margins and controls the retail price of petrol. The industry has entered into product-exchange agreements to serve different markets.

Together, these controls provide for access to fuel throughout the country and protect consumers, while rendering a reasonable return on investment to the oil industry and enhancing opportunities for employment.

Refineries and Sasol produce LPG and illuminating paraffin (kerosene). Most LPG is consumed in the country and the rest is used in refineries as fuel and/or exported regionally.

The DoE views natural gas as an evolving energy source, despite the country's limited gas reserves. There are projects underway to explore the potential of importing natural gas, both as liquid natural gas and compressed natural gas.

To this end, the Integrated Resources Plan

(IRP) was developed, which incorporates gas among alternative energy sources for electricity generation. The IRP presents a 20-year view on South Africa's energy mix that seeks to balance growth in demand with South Africa's commitments to reduce its dependence on coal and to lower climate-changing emissions.

The IRP aims to:

- improve the country's global competitiveness
- support job creation
- improve the management of natural resources
- reduce and mitigate greenhouse gas (GHG) emissions in line with reduction targets.

In August 2013, South Africa's state-owned oil and gas company PetroSA launched a R15-million geoscience collaboration, visualisation and technology centre, which will prove a boost to gas exploration and drilling. Geoscientists, engineers and technical officials will be able to collaborate in the Ulwazi (Knowledge) Collaboration and Visualisation Centre, which is equipped with various screens and computers that can display 3D imaging of subsurface formations. This will make it possible to take better informed and faster decisions when drilling for gas.

The centre can also be used daily to monitor and guide drilling operations for PetroSA's gas drilling project Ikhwezi located off the East Coast to sustain its GTL refinery in Mossel Bay.

Using data fed back from drilling bits on such things as sand or rock type or the resistivity of the substance being drilled, officials will also be able to adjust where exactly to drill, compare data from old drilling sites and make changes to the angle or direction of its active drill bits.

This is particularly useful to the Ikhwezi project where horizontal drilling is taking place 1,5 km along the basin at a depth of four kilometres from the surface.

### Alternative gas resources

Experiments are underway to assess the potential for mining coal-bed methane gas.

Underground coal gassification technology is also being developed.

According to the USA Energy Information Administration, technically recoverable shale-gas resources in South Africa form the fifth largest reserve globally.

Since the publication of draft regulations on shale gas development, substantive inputs have been received from interested and affected stakeholders. The regulations to guide shale gas exploration were at a consultation stage by November 2014.

In August 2014, government said it was ready

to regulate and monitor companies that had expressed an interest in exploring shale gas in the country.

The Department of Mineral Resources first halted new applications for exploration rights in 2011 to investigate the impact that the process would have on the environment, and an interdepartmental task team was set up to head this process.

Government is clear that shale gas will form a part of the energy mix going forward.

There will be ongoing research, facilitated by relevant institutions, to develop and enhance scientific knowledge, including but not limited to the geo-hydrology of the prospective areas, methodologies for hydraulic fracturing in South Africa and environmental impact.

### Electricity

Electricity demand is expected to double over the next 20 years as government implements its Programme of Action, including the Infrastructure Development Programme, to put the country's economy onto a higher growth path.

To this end, more than R340 billion will be spent on Eskom's New Build Programme. This will bring on line a further 11 641 MW of new capacity in the short term, adding to Eskom's existing 40 000 MW of capacity.

In December 2014, the departments of energy, cooperative governance and traditional affairs, public enterprises, national treasury, economic development, water and sanitation and Eskom – as well as technical officials were overseeing the implementation of government's five-point plan to address the electricity challenges facing the country.

Government said the five-point plan would address the strain the electricity system faces.

The five-point plan covers:

- the interventions that Eskom will undertake
- harnessing the cogeneration opportunity through the extension of existing contracts with the private sector
- accelerating the programme for substitution of diesel with gas to fire up the diesel power plants
- launching a coal independent power producer programme
- managing demand through specific interventions within residential dwellings, public and commercial buildings and municipalities through retrofitting energy efficient technologies.

To meet the country's future energy requirements, government is implementing an energy mix which comprises coal, solar, wind, hydro, gas and nuclear energy. In future, biomass, wind power,

solar power and hydro-power will contribute 11,4 Gigawatts of renewable energy to the grid.

Biomass for energy is restricted due to water availability in South Africa but energy from waste, using the estimated 60 to 70 million m<sup>3</sup> of waste generated annually, is more readily available and exploitable. (SAIREC2015)

### Coal

South Africa's indigenous energy-resource base is dominated by coal.

By international standards, South Africa's coal deposits are relatively shallow with thick seams, making them easier and cheaper to mine. At the present production rate, it is estimated that there more than 50 years of coal supply left.

Coal provides for about 65% of South Africa's primary energy needs. This is unlikely to change significantly in the next two decades, owing to the relative lack of suitable alternatives to coal as an energy source.

In addition to the extensive use of coal in the domestic economy, about 28% of South Africa's production is exported, mainly through the Richards Bay Coal Terminal, making South Africa the fourth largest coal exporting country in the world.

South Africa's coal is obtained from collieries that range from among the largest in the world to small-scale producers.

About 51% of South African coal mining is done underground, while the rest is produced by open-cast methods.

The coal-mining industry is highly concentrated, with five companies accounting for 85% of saleable coal production.

Production is concentrated in large mines, with 11 mines accounting for 70% of the output. South African coal for local electricity production is among the cheapest in the world. The beneficiation of coal, particularly for export, results in more than 65 Mt of coal discards being produced every year.

About 21% of the run-of-mine coal produced is exported, and 21% is used locally (excluding power-station coal). The rest is not saleable and is discarded.

The remainder of South Africa's coal production feeds the various local industries:

- 62% is used for electricity generation
- 23% for petrochemical industries (Sasol)
- 8% for general industry
- 4% for the metallurgical industry (Mittal)
- 4% is purchased by merchants and sold locally or exported.

The key role played by South Africa's coal reserves in the economy is illustrated by the

fact that Eskom ranks first in the world as a steam coal user and seventh as an electricity generator. Sasol is the largest coal-to-chemicals producer in the world.

### Renewable and alternative fuels

On renewable energy such as solar and wind, the DoE has procured over 3 900 MW of renewable energy with about 1 000 MW already in operation and 1 400 MW planned to come online during 2016.

Work is underway to procure the remaining megawatts in line with the IRP 2010. About 2 500 MW has been allocated for coal programme procurement from IPPs.

Work on the Grand Inga Project to secure 2 500 MW is continuing, while an energy agreement between South Africa and the DRC has been signed.

The agreement, which was signed in September 2014, provides a legal framework for cooperation between the two countries.

The Medupi Power Station Unit 6 synchronization was on track for the end of December 2014, with grid connection and full operation was around June 2015.

### Biofuel

South Africa has remained a peripheral participant in the international biofuel sector's growth. There are several reasons for this:

- Being a relatively new sector, there are various complex regulatory barriers to be finalised.
- The global economic crisis and the resultant reduction in oil prices reduced the commercial viability of some investments and negatively affected investor sentiment.
- National debates focus on food-versus-fuel arguments and the potential to create biofuels using crop surpluses.

South Africa has significant potential to develop a commercially viable biofuels sector, notwithstanding the country's water-poor status. The Industrial Development Corporation (IDC) and the CEF are the main investors in the sector, in South Africa. The IDC, in particular, is involved in all four of South Africa's current biofuel projects.

The biofuels sector has strong linkages to agriculture, manufacturing and distribution, and has the potential to create substantial numbers of labour-intensive jobs in the agriculture sector in particular.

In addition, second-generation biofuel technology will also contribute to South Africa meeting its renewable energy targets sustainably.

Government has committed to a 2% blend target for biofuels inclusion in the national fuel supply. If South Africa increased its blending target to 10%, some 125 000 direct jobs could be created, many of which would be based in rural areas, where poverty is widespread.

South Africa set the beginning of October 2015 as the date from which fuel producers would have to blend diesel and petrol with biofuels.

Fuel producers would be required to blend a minimum of 5% biodiesel in diesel and between 2% and 10% of bioethanol in petrol.

Biofuels are expected to reduce the country's reliance on imported fuel.

The biofuels industry in South Africa, the continent's biggest agricultural producer, has been held back by an inadequate regulatory regime and concerns that biofuels would hurt food security and affect food prices.

Canola, sunflower and soya are feedstock for biodiesel, while sugarcane and sugar beet are feedstock for ethanol.

The Government said maize, South Africa's staple food, could not be used in the production of biofuels to ensure food security and control high prices.

### Hydropower

Energy from water can be generated from waves, tides, waterfalls and rivers and will never be depleted as long as water is available. South Africa has a mix of small hydroelectricity stations and pumped-water storage schemes.

Pumping uses some electricity, but this is done in off-peak periods. During peak hours, when extra electricity is needed, the water is released through a turbine that drives an electric generator. Peak hours are usually from 06:00 to 08:00 and 18:00 to 20:00.

South Africa used to import electricity from the Cahora Bassa hydropower station in Mozambique and will do so again once the transmission line is repaired. There is also the potential to import more hydropower from countries such as Zambia, Zimbabwe and DRC, which could make South Africa less dependent on coal-fired power stations.

Irrespective of the size of its installation, any hydropower development will require authorisation in terms of the National Water Act 1998, (Act 36 of 1998).

The Eastern Cape and KwaZulu-Natal are endowed with the best potential for the development of small, i.e. less than 1 MW, hydropower plants. These plants can either be stand-alones or in a hybrid combination with other renewable energy sources. Advantage



can be derived from the association with other uses of water – such as water supply, irrigation and flood control – which are critical to the future economic and socio-economic development of South Africa.

Ocean energy could potentially be derived from the various characteristics of the sea.

Eskom is continuing resource surveys of the Agulhas Current on the east coast of South Africa and of wave energy, in partnership with the DEA and the Bayworld Centre for Research and Education.

Results have proved the technical feasibility of extracting significant large-scale renewable energy from the current.

According to the IRP's 20-year projection on electricity supply and demand, about 6% of electricity generated in the country will be required to come from hydro resources.

### Solar power

South Africa boasts one of the best solar regimes in the world. Most areas in the country average more than 2 500 hours of sunshine per year, and average daily solar-radiation levels range between 4,5 kWh/m<sup>2</sup> and 6,5 kWh/m<sup>2</sup> in one day. The southern African region and in fact the whole of Africa, is well endowed with sunshine all year round. The annual 24-hour global solar radiation average is about 220 W/m<sup>2</sup> for South Africa. The solar resource is the most readily accessible in South Africa. It lends itself to a number of potential uses.

In November 2014, SolarReserve, a global developer of solar power projects and solar thermal technology, announced that the 96 MW photovoltaic (PV) Jasper solar power project is fully operational.

Jasper is located in the Northern Cape in a solar park that also includes the 75 MW Lesedi solar power project, which came online in May 2014.

In addition to helping South Africa meet its electricity needs, the Jasper Project will bring long lasting economic benefits to the region.

With over 325 000 PV modules, the Jasper Project will deliver 180 000 MW-hours of renewable electricity annually for South African residents.

The power generated is enough to power up to 80 000 households through a 20-year power purchase agreement with Eskom.

The project also marked Google's first renewable energy investment in Africa – the Internet search invested US\$12 million in the solar project.

In August 2014, China-based solar PV giant, Jinko Solar, has officially opened a state-of-the-

art factory in Cape Town, creating 250 jobs and producing 1 300 solar PV modules a day.

### Wind power

The R3-billion Jeffrey's Bay wind farm, located between the towns of Jeffreys Bay and Humansdorp in the Eastern Cape, was officially inaugurated in July 2014.

Built by a consortium led by British company Globeleq, the 138 megawatt (MW) wind farm is one of Africa's biggest - larger than the 120 MW Ashegoda windfarm that was unveiled by Ethiopia in October 2013, though not as big as the Tarfaya wind farm in south-western Morocco, which started producing energy in April and will eventually generate up to 300 MW of electricity.

The Jeffrey's Bay wind farm, comprising sixty 80-metre high turbines spread over 3 700 hectares, will supply enough clean, renewable electricity to power more than 100 000 homes a year, helping South Africa to avoid production of 420 000 tonnes of carbon dioxide annually.

The facility was built under the government's renewable energy programme for independent power producers, which aims to add 3 725 MW of wind, solar photovoltaic and concentrating solar power to South Africa's energy mix.

### Hybrid systems

Hybrid energy systems are a combination of two or more renewable energy sources such as photovoltaic, wind, micro-hydro, storage batteries and fuel-powered generator sets to provide a reliable off-grid supply.

There are two pilot hybrid systems in the Eastern Cape at the Hluleka Nature Reserve on the Wild Coast and at the neighbouring Lucingweni community.

### Tradable renewables

The *White Paper on Renewable Energy Policy* proposed that tradable renewable energy certificates be investigated to find out whether these could be one of the funding streams to support the implementation of the renewable energy programme in South Africa. This would be in addition to other funding options, i.e. sale of physical electrical power through a power purchase agreement into the electrical grid at prevailing electricity market prices and certified emission reductions trading through the clean development mechanism (CDM), a UN framework mechanism that encourages developing countries to implement emission-reduction projects to earn certified emission reductions.

A tradable renewable energy certificate is an electronic record that verifies the origin of energy

by a registered renewable energy entity. It is also referred to as a green certificate or green tag. Tradable renewable energy certificates are based on separating the various attributes of renewable resource-based energy provision from the physical energy carrier, electric or otherwise. It is another revenue stream for renewable energy IPPs and its major advantage is that, apart from potential extra income, certificates can be traded worldwide and separately from the electricity grid infrastructure.

### Nuclear

South Africa's vision for nuclear power is based on the Nuclear Energy Policy of 2008 that provides a framework within which the following is to take place: prospecting, milling, mining, the use of nuclear materials, and the development and utilisation of nuclear energy for peaceful purposes.

Government remains firmly committed to an open, fair and transparent procurement process with due regard to implementing the programme at a scale and pace that our country can afford.

The RFP for the Nuclear New Build Programme (NNBP) of 9 600 MW will be released to the market during the 2016/17 financial year in line with the Cabinet decision taken on 9 December 2015.

A Section 34 Ministerial Determination in terms of the National Energy Regulator Act, 2004 (Act 40 of 2004) on the NNBP was also gazetted in December 2015.

As part of procurement preparation for the NNBP, the Department has appointed Transaction Advisors to conduct an independent assessment of the RFP and other pre-procurement activities in order to ensure the state of readiness before testing the market.

In March 2016, Eskom, the owner and operator of the nuclear plants, as part of the regulatory process submitted a final Environmental Impact Assessment to the Department of Environmental Affairs for approval. In addition, a Nuclear Installation Site Licence Application had been submitted to the NNR for assessment.

Extensive nuclear skills development and training is taking place both in South Africa and in countries abroad to ensure that the country has a sufficient supply of skills and expertise to meet the human resource needs required by the NNBP.

Government remains committed to ensuring energy security for the country through the rollout of the NNBP as an integral part of the energy mix to provide reliable and sustainable electricity supply as part of mitigating the risk of carbon

emissions. The NNBP will enable the country to create jobs, develop skills, create industries and catapult the country into a knowledge economy.

The nuclear sector in South Africa is mainly governed by the Nuclear Energy Act, 1999 (Act 46 of 1999) and the NNR Act of 1999. The DoE administers these Acts.

The Nuclear Energy Expansion Programme is a central feature of South Africa's future energy mix, given the need to provide base load electricity and also meet the significant greenhouse gas emissions reduction target set for South Africa. The NNBP is expected to respond to job creation needs by creating employment and fighting poverty. It will also provide assurance to the investors for the security of energy supply for industrial purposes.

The DoE has done significant work around the NNBP since the preparatory work has commenced for the deployment of at least 9 600 MW of nuclear power fleet by 2030.

This is in line with IRP for 2010, which will ensure that the South African socio-economic vision defined in the NDP up to 2030 is realised.

### Programmes and projects

The department participates in the Women in Nuclear South Africa Programme. Government is expected to accelerate preparatory work to ensure greater reliance on nuclear energy and other renewable energies. The department has introduced initiatives such as the South African Young Nuclear Professionals Society and the Women in Nuclear South Africa Programme to promote the industry among historically disadvantaged people.

### Wind Resource Map

The DoE launched the country's first Large Scale High Resolution (250 m) Wind Resource Map in July 2013. The data is based on the Verified Numerical Wind Atlas for South Africa (WASA). It includes important information such as ground surface terrain effects that determine the local wind climate and, in turn, can be used to identify high-yielding wind development zones; and the estimation of available wind energy and capacity which can be used by prospective wind farm developers of all sizes in their planning process.

The Wind Resource Map offers important benefits for planners, policy makers and industry. These benefits include cost and timing savings as the viability, in terms of wind speed, of a potential site can be predicted with known and traceable accuracy, while it also levels the playing field between small or large industry players to identify and develop project sites for wind farms.

It will also assist government in calculating the potential yield of wind energy resources, among other things.

The Large Scale High Resolution Wind Resource Map is available to the public from the WASA's online portal <http://wasadata.csir.co.za/wasa1/WASAData>.

The purpose of the WASA is to improve knowledge and the quality of resource assessment methods and tools, to make available this knowledge and tools free of charge for planning and development of wind farms and off-grid electrification, and to build capacity of local institutions to do wind resource measurements.

The country has a reasonable wind energy resource (an average of 8 m/s measured at 80 m) is available in geographically dispersed locations, allowing for security of supply. (SAIREC2015).

### Integrated Resources Plan

The IRP 2010 – 2030 envisages 9 600 MW additional nuclear capacity by 2030. The IRP is a 20-year projection on electricity supply and demand. It aimed to reduce South Africa's primary reliance on fossil fuels such as coal and diesel, and diversify the national energy mix to produce 41.8% from renewable energy sources and a further 6.1% from hydroelectricity within two decades. (SAIREC2015).

### Renewable Energy Independent Power Producer Procurement Programme (REIPPP)

The REIPPPP has been a flagship programme of the DoE. New generation capacity determinations made by the Minister of Energy under Section 34 of the Electricity Regulation Act, 2006 include:

- 13 225 MW of renewable energy (comprising of solar photovoltaic [PV]: 4 725 MW, wind: 6 360 MW, CSP: 1 200 MW, small hydro: 195 MW, landfill gas: 25 MW, biomass: 210 MW, biogas: 110 MW and the Small-Scale Renewable Energy Programme: 400 MW).
- 2 609 MW of hydroelectric power imports. The Small-Scale Renewable Energy Programme procured renewable energy from small-scale Independent Power Producers (IPP), with projects that are between 1 and 5 MW in size. Since the inception of the REIPPPP, the DoE has been successful in:
  - Increasing the contribution of clean energy from 0% in 2010 to over 4,5% within five years.
  - Creating 24 965 job-years of employment opportunities for South African citizens,

where a job-year is defined as the equivalent of a full time employment opportunity for one person for one year. To date, a total of R53 million has been contributed to enterprise development by operating IPPs. The programme has also broadened Broad-Based Black Economic Empowerment (B-BBEE), as Black South Africans own, on average, 30% of these projects.

In line with the national commitment to transition to a low carbon economy, and the IRP, it is expected that 17 800 MW of the 2030 target will be generated from renewable energy sources, with 5 000 MW to be operational by 2019 and a further 2 000 MW (combined 7 000 MW) operational by 2020.

In order to adhere to these targets and the power invested in the Department, the following new capacity determinations have been made:

- 13 225 MW of renewable energy (comprising of solar PV: 4725 MW, wind: 6 360 MW, CSP: 1200 MW, small hydro: 195 MW, landfill gas: 25 MW, biomass: 210 MW, biogas: 110 MW and the small-scale renewable energy programme: 400 MW)
- 2 500 MW designated from coal-fired plants (excluding cross-border projects)
- 1 800 MW of cogeneration
- 3 126 MW of gas-fired power plants
- 2 609 MW of imported hydro.

Over the past four years, REIPPPP has successfully connected 43 REIPP to the grid, which has added an additional 2 350 MW capacity to the national grid. The total projects costs invested in the Windows currently been announced is R192.6 billion. A minimum ownership by local communities in an IPP of 2.5% is required as a procurement condition.

In this way, a substantial portion of the investments has been structured and secured as local community equity. An individual community's dividends earned will depend on the terms of each transaction corresponding with the relevant equity share.

By mid-2016, all shareholding for local communities has been structured through the establishment of community trusts. For projects in Bid Window (BW) BW1 to BW4 and 1S2, qualifying communities will receive R29.2 billion net income over the life of the projects, which is 20 years. The R30.7 billion spent on B-BBEE during construction for BW1 and BW2 already exceeded the R26.6 billion that had originally been anticipated by IPPs.

## Integrated National Electrification Programme

INEP and its implementing agencies – Eskom, municipalities and non-grid service providers – have made remarkable progress in increasing access to electricity in South Africa and have connected over 6,7 million households between 1994 to March 2016.

Access to electricity is at 88% since 1994. R5.6 billion has been appropriated by 2015/16 financial year on the Electrification Programme, to delivering 260 000 connections utilising both grid and non-grid technologies. At the end of March 2016, INEP achieved 231 012 (grid) and 25 076 (non-grid) connections. This results in a total of 256 088 new connections as part of the 2015/16 financial year allocations.

The Non-Grid Electrification Programme has progressed well in the last financial year and has over achieved its target by achieving 25 076 connections. Since the inception of Non-Grid Electrification Programme, INEP achieved more than 123 379 installations of non-grid systems mainly in the Eastern Cape, KwaZulu-Natal, Northern Cape and Limpopo.

Non-grid systems consisting of solar cells converting sun energy into electrical energy are now also being considered for implementation in urban areas of the country with a view of increasing the basic electricity services in the informal settlements.

The EU is also assisting the Department to develop a sustainable delivery model and sustainable non-grid entities around the country. INEP has also developed the first draft of the Electrification Master Plan (EMP) to ensure better cooperation between the different implementing entities, as well as different technologies, and grid and non-grid roll-out in un-serviced areas, to ensure that universal access is reached by 2025/26.

## New Build Programme

Eskom's New Build Programme was launched in 2005 with the aim of adding more than 17 000 MW to the national electricity grid by 2018. Two new coal power stations are the 4 800-MW Medupi Power Station near Lephalale in Limpopo and Kusile in Emalahleni, Mpumalanga, which is also expected to have an output of 4 800 MW.

On 30 August 2015, President Jacob Zuma officially opened one of six generating units at the Medupi Power Station in Lephalale in Limpopo, which contributes about 800 MW to the grid.

Kusile Power Station is scheduled for full commercial operation by 2018, although individual units will be brought online earlier as

they are completed. Kusile is a six-unit coal fired power station that will generate approximately 4 800 MW of electricity.

## Carbon capture and storage roadmap

Although South Africa has a programme to increase the use of renewable energy and energy efficiency, coal is likely to provide most of the country's primary energy for the next few decades.

The displacement of fossil fuels by renewable and nuclear energy is seen as a gradual task. Carbon capture and storage is a transition measure from fossil fuel to nuclear and renewable energy. To this end, the South African Centre for Carbon Capture and Storage was established in March 2009.

The five phases of the roadmap and their status are as follows:

- A preliminary investigation was undertaken by the Council for Scientific and Industrial Research for the then Department of Minerals and Energy to ascertain whether South Africa had potential capturable CO<sub>2</sub> sources and storage sites. The results of that investigation, released in 2004, showed that South Africa had capturable emissions and potential storage sites. Preliminary investigation identified that the synfuel industry in South Africa produced 30 Mt per year of 95% concentration CO<sub>2</sub>.
- The Carbon Dioxide Geological Storage Atlas, launched in August 2010, will locate and characterise potential storage sites at a theoretical level and on a geological basin extent. The atlas will then be taken into the South African Centre for Carbon Capture and Storage's programme of work and developed to locate a storage site suitable for a test injection. Pre-atlas knowledge had identified four possible CO<sub>2</sub> geological storage basins:
  - Orange Basin (offshore of the west coast)
  - Outeniqua Basin (offshore of the southern coastline and site of the only producing gas/petroleum wells in South Africa)
  - Durban/Zululand Basin (east coast)
  - Karoo On-Shore Basin (near the main coal fields and most coal-based electricity generation and synfuel production).

The first three are conventional types of storage that is depleted oil/gas wells and deep saline formations. The fourth, the Karoo Basin, has sandstone formations that are subject to low permeability and also to dolerite intrusions.

Consequently, further investigation is required as to how CO<sub>2</sub> could be stored in these less favourable formations.

The Karoo Basin is the closest to the major sources of CO<sub>2</sub> emissions.

- The CO<sub>2</sub> Test Injection Experiment of safely injecting CO<sub>2</sub> into South African reservoirs is essential to understanding the suitability of the local geology as a storage medium. It is also necessary to ascertain the dispersion and transformation reactions of CO<sub>2</sub> in the storage medium and its effects on the surroundings of the storage medium. This experiment will be informed by similar injection activities underway internationally.
- A demonstration plant will test an integrated operating system under local conditions and form an essential link between feasibility trials and a full-scale commercial plant. This phase will demonstrate the safe injection of CO<sub>2</sub> into South African geological formations. The magnitude of the demonstration plant is in the order of hundreds of thousands of tons of CO<sub>2</sub> per year.
- If positive outcomes of the demonstration plant ensue, a full-scale commercial plant is envisaged. This phase will depend on the outputs of the previous phases.

### Working for Energy Programme

The Working for Energy Programme is a social programme mainly intended to provide energy services derived from renewable resources to rural and urban low-income houses. In this manner it facilitates job creation, skills development, community-based enterprise development and the emancipation of youth, women and people with disabilities.

It is an integral part of the Expanded Public Works Programme. The programme was conceived in 2008/09 and transferred by the DoE to Saneri.

The major focus area is the provision of sustainable energy solutions (supply side) with special emphasis on the youth, women and people with disabilities in rural areas and low-income urban communities in terms of:

- labour-intensive options, targeting short-term employment opportunities
- sustainable employment opportunities, and enhancing stimulated local economic activity
- community development initiatives and cross-cutting human capital development.

### The 20-Year Liquid Fuels Infrastructure Plan

The 20-Year Liquid Fuels Infrastructure Plan will form the basis for the implementation of the Presidential Infrastructure Coordinating Commission Strategic Implementation Project regarding refinery upgrades and development, and will make recommendations on the future of the refinery infrastructure in the country.

As a further response to the global situation and domestic development imperatives, the department decided to strengthen the Strategic Fuels Fund (SFF), a subsidiary of the CEF. The DoE will position the SFF to improve the country's strategic petroleum reserves and enable the country to better respond to catastrophic global events that impact on the petroleum trade.

### Renewable energy programmes from Eskom

Eskom has an active research programme investigating ways to harness South Africa's renewable energy sources for power generation. Eskom is looking to increase the renewables component of its supply mix.

The long-term strategic energy plan includes a mix of all viable sources, including renewables, to be implemented where commercially viable. The two most advanced areas under investigation are wind-generated and concentrated solar thermal power.

Eskom's renewable energy journey has been affected by several factors, including the changing nature of power generation, environmental concerns and procuring loans that will fund solar and wind-electricity generation.

### Sere Wind Farm

Eskom's Sere Wind Farm was completed in 2015 and is delivering 100 MW to the national grid.

### Ingula Pumped Storage Scheme

The Ingula Pumped Storage Scheme near Van Reenen in KwaZulu-Natal, consists of an upper and a lower dam; both with the capacity to hold about 22 million cubic metres of water capacity.

The dams, 4,6 km apart, are connected by underground waterways, through an underground powerhouse accommodating 4 x 333-MW pump turbines.

During times of peak energy consumption, water will be released from the upper dam through the pump turbines to the lower dam to generate electricity.

During times of low-energy demand the pump turbines are used to pump the water from the lower dam back up to the upper dam. The project came on line during 2013/14. The synchronisation of the first 2 units of the Ingula pumped storage scheme was expected to take place in 2016.



### Underground coal gassification

Eskom also has an underground coal gassification project in the pilot stage, with a test plant next to Majuba Power Station in Mpumalanga. The gas produced is co-fired with coal in Majuba's Unit Four, and contributes 3 MW to the station's output.

The process entails using coal seams that cannot be mined for various reasons – they may be too deep, fractured, or of poor quality – and turns the coal into clean gas on site. With the region's substantial coal reserves, there is potential in this source of power. Eskom has developed a 10-year transmission development plan which includes renewable energy integration.

### Concentrated solar power

A solar park is a concentrated zone of solar plants that are built in clusters, sharing common transmission and infrastructure.

Together, these clusters generate thousands of megawatts of electricity. The types of technology used are solar PV and concentrated PV, which operate with semiconductors and solar panels, as well as concentrated solar power, which uses mirrors to reflect the sun's rays.

PV systems make a direct conversion into electricity, and are ideal to use at peak load times. However, there is no cost-effective way to store this power.

Concentrated solar power, on the other hand, captures the sun as heat and turns it into steam to power turbines, which in turn generate electricity – much like coal-fired plants. Its advantage is that it is cheap and efficient to store heat, so power can be supplied around the clock.

### International cooperation

South Africa is a member of the International Energy Forum (IEF) which aims to foster greater mutual understanding and awareness of common energy interests among its members.

The 74 member countries of the Forum are signatories to the IEF Charter, which outlines the framework of the global energy dialogue through this intergovernmental arrangement.

South Africa is a member state of the International Renewable Energy Agency (IRENA). IRENA seeks to make an impact in the world of renewable energy by maintaining a clear and independent position, providing a range of reliable and well-understood services that complement those already offered by the renewable energy community and gather existing, but scattered, activities around a central hub.

The country has been a member of the International Atomic Energy Agency (IAEA) for decades

and has been both a recipient and provider of services emanating from the agency.

As a member state of the IAEA, permanent member of the Board of Directors and actively participating in nuclear energy, safety, technology, security and disarmament, South Africa has contributed to efforts of ensuring that nuclear energy is used for peaceful purposes like power generation as well as medical, industrial and agricultural initiatives.

### Sustainable development in Africa

The Intergovernmental Memorandum of Understanding (MoU) on the Western Power Corridor Project was signed in October 2004.

This New Partnership for Africa's Development flagship programme intends to pilot the use of hydro-electric energy obtained from the Inga rapids site in the DRC to ensure the security of supply in the SADC.

The participating utilities are those of Angola, Botswana, the DRC, Namibia and South Africa. A joint-venture company has been formed to initiate studies determining the viability of the project and to build, own and operate the infrastructure.

The main project outside South Africa's borders is Westcor. It entails a five-way intergovernmental MoU signed between the utilities of Angola, Botswana, the DRC, Namibia and South Africa. Westcor will tap into some of the potential in the DRC. Inga III, a 3 500-MW hydro plant on the Congo River, will be the first of these projects.

At the same time, the countries to the north could benefit through access to the coal-fired power resources in the south. Such an arrangement should stabilise the energy requirements of the region well into this century.

Exploitation of the vast hydropower resources would constitute a significant infusion of renewable-energy resources into the energy economy of the region over the medium to long term.

The Lesotho Highlands Water Project could contribute some 72 MW of hydroelectric power to the system in the short term.

Global pressures regarding the environmental impact and displacement of settlements by huge storage dams are likely to limit the exploitation of hydropower on a large scale.

Irrespective of the size of installation, any hydropower development will require authorisation in terms of the National Water Act, 1998 (Act 36 of 1998).

## Energy and the global environment

South Africa is classified as a developing country or a non-Annex 1 country. This means that within the international political and negotiation context, South Africa is not required to reduce its GHG emissions.

South Africa is among the top 20 emitters of GHGs in the world and the largest emitter in Africa, largely because of the economy's dependence on fossil fuels. It emits more than 400 Mt of carbon dioxide per year.

The National Climate Change Strategy, developed by the former Department of Environmental Affairs and Tourism, requires that government departments collaborate in a coordinated manner to ensure that response measures to climate change are properly directed and carried out with a national focus.

The South African economy depends greatly on fossil fuels for energy generation and consumption, and is therefore, a significant emitter due to relatively high values being derived from emission intensity and emissions per capita.

Therefore, South Africa is proactively moving the economy towards becoming less carbon-intensive, with the DoE playing a prominent role. The department has introduced systems to access investment through the CDM of the Kyoto Protocol. It developed the *White Paper on Renewable Energy and Clean Energy Development*, together with an energy efficiency programme, to support diversification in pursuit of a less carbon-intensive energy economy.

The Grand I MoU signed with the DRC is an important milestone in working towards sustainable African partnerships aimed at developing strategies for low-carbon economies and interconnected energy systems.

The Tete-Maputo Power Transmission Line, also known as the Centre-South Project (Cesul), in Mozambique, will improve the ability to evacuate power from the projects in the northern Mozambique complex, particularly releasing the hydropower potential relating to Mpanda Nkuwa and Cahora Bassa.

The South African Renewables Initiative secures international financing partnerships in investment in deploying renewable energy; and develops renewable supply chains through securing a critical mass of renewable energy, without imposing undue burden on the fiscus or the South African consumer.

In line with this objective, the DoE has signed a Declaration of Intent with Germany, the United Kingdom, Denmark, Norway and the European Investment Bank. This agreement will lead to the establishment of a fund to assist in the

deployment of renewable energy.

Further, the department participates in structures such as the:

- International Renewable Energy Agency
- International Energy Forum
- International Partnership for Energy Efficiency Cooperation
- UN Industrial Development Organisation
- Clean Energy Ministerial
- African Union-European Union Energy Partnership.

## Cross-border gas trade agreement

To facilitate the movement of gas across international borders, cross-border gas trade agreements have been signed with Mozambique and Namibia. Since the arrival of natural gas from Mozambique in 2004, the contribution of natural gas to the primary energy supply has risen from 1,5% to 3,3% (2005).

This figure is expected to rise to 4,3% when the new Mozambique-South Africa gas-transmission pipeline reaches maximum capacity.

The South Africa-Namibia Gas Commission addresses harnessing the natural gas reserves in the Kudu Gas Field.

## Import and export of fuel products

The importation of refined products is restricted to special cases where local producers cannot meet demand. It is subject to State control to promote local refinery usage.

When overproduction occurs, export permits are required and generally granted, provided that the needs of both South Africa and other Southern African Customs Union members are met. More diesel than petrol is exported, due to the balance of supply and demand of petrol and diesel relative to refinery configurations.

Although petrol and diesel make up 55% of total liquid-fuel exports, South Africa is also the main supplier of all other liquid fuels to Botswana, Lesotho, Namibia and Swaziland.





*South Africa Yearbook 2015/16*

# **Environment**

The Department of Environmental Affairs (DEA) is mandated to give effect to the right of citizens to an environment that is not harmful to their health or well-being, and to have the environment protected for the benefit of present and future generations. To this end, the department provides leadership in environmental management, conservation and protection towards sustainability for the benefit of South Africans and the global community.

Strategies are therefore in place to:

- ensure that the department has optimal capacity to deliver services efficiently and effectively
- ensure that South Africa's environmental assets are conserved, valued, sustainably used, protected and continually enhanced for the benefit of both current and future generations
- enhance socio-economic benefits and employment creation in a safe, clean and healthy environment for both present and future generations
- provide leadership in environmental management, conservation and protection towards sustainability for the benefit of both current and future generations
- manage the interface between the environment and development to encourage the transformation of the development trajectory to an environmentally sustainable, inclusive, low carbon and green economic growth path
- promote compliance with environmental legislation, and act decisively against transgressors
- develop and facilitate the implementation of a climate change adaptation and mitigation regulatory framework
- facilitate the transition to an environmentally sustainable, job creating and low carbon, green development pathway through the Green Fund and environmental projects in the Expanded Public Works Programme (EPWP)
- improve the provision of quality waste-management services across the country with clear environmental health benefits for communities, particularly those with no previous access to waste-management services.

The medium-term policy focus of the DEA is on job creation and sustainable development. The National Development Plan (NDP) aims to create five million jobs by 2030, and the department will contribute to this aim by creating jobs in the environment sector.

The department's sustainable development work over the medium term supports the NDP's

aim to make interventions to ensure environmental sustainability and resilience to future shocks.

## Legislation and policies

The framework within which the department fulfils its mandate is guided by a number of policies and legislation:

- The National Environmental Management Act (Nema), 1998 (Act 107 of 1998); the National Environmental Management Amendment Act, 2003 (Act 46 of 2003); the National Environmental Management Amendment Act, 2004 (Act 8 of 2004); the National Environment Laws Amendment Act, 2008 (Act 44 of 2008); the National Environmental Management Amendment Act, 2008 (Act 62 of 2008), and the National Environment Laws Amendment Act, 2009 (Act 14 of 2009) establish the concepts of participatory, cooperative and developmental governance in environmental management, as well as principles for environmental management and provides for structures to facilitate these.
- The National Environmental Management: Biodiversity Act (NEMBA), 2004 (Act 10 of 2004), reformed South Africa's laws regulating biodiversity. It sets out the mechanisms for managing and conserving South Africa's biodiversity and its components; protecting species and ecosystems that warrant national protection; the sustainable use of indigenous biological resources; the fair and equitable sharing of benefits arising from bioprospecting, including indigenous biological resources; and the establishment of the South African National Biodiversity Institute (SANBI).
- The National Environmental Management: Protected Areas Act, 2003 (Act 57 of 2003) provides for the protection and conservation of ecologically viable areas, the establishment of a national register of protected areas, as well as the proclamation and management of these areas.
- The National Environmental Management: Protected Areas Amendment Act, 2009 (Act 15 of 2009) provides for the assignment of national parks, special parks and heritage sites to South African National Parks (SANParks).
- The National Environmental Management: Protected Areas Amendment Act, 2004 (Act 31 of 2004) provides for a national system of protected areas in South Africa as part of a strategy to manage and conserve the country's biodiversity.
- The National Environmental Management: Air Quality Act (AQA), 2004 (Act 39 of 2004)



reforms the law regulating air quality to protect the environment by providing reasonable measures for the prevention of pollution and ecological degradation and for securing ecologically sustainable development.

- The National Environmental Management: Integrated Coastal Management Act, 2008 (Act 24 of 2008) establishes a system of integrated coastal and estuarine management in the country, ensuring socially and environmentally responsible development and use.
- The National Environmental Management: Waste Act, 2008 (Act 59 of 2008) reforms the law regulating waste management to protect health and the environment.
- The World Heritage Convention Act, 1999 (Act 49 of 1999) provides for the cultural and environmental protection and sustainable development of, and related activities in a world heritage site.
- South African Weather Service (SAWS) Act, 2001 (Act 8 of 2001).
- Sea Shores Act, 1935 (Act 21 of 1935).
- Sea Birds and Seals Protection Act, 1973 (Act 46 of 1973).
- Dumping at Sea Control Act, 1980 (Act 73 of 1980).
- Sea Fishery Act, 1988 (Act 12 of 1988).
- Antarctic Treaties Act, 1996 (Act 60 of 1996).
- Marine Living Resources Act, 1998 (Act 18 of 1998).
- Prince Edward Islands Act, 1948 (Act 48 of 1948).
- The National Environmental Management: Waste Amendment Act, 2014 (Act 449 of 2014)

Other policy frameworks include:

- The *White Paper on National Climate Change Response, 2011*.
- The *White Paper on Integrated Pollution and Waste Management, 2000*.
- The *White Paper on Environmental Management, 1998*.
- The *White Paper on Conservation and Sustainable Use of Biodiversity, 1997*.
- The *White Paper for Sustainable Coastal Development in South Africa, 2000*.

The following legislation was amended or pending promulgation:

- Draft regulations on the format of the atmospheric impact report.
- Draft notice on the amendment of the national list of activities, which result in atmospheric emissions which have or may have a significant detrimental effect on the environment, including health, social, economic and ecological conditions or cultural heritage published for public comment.

- Draft notice on the declaration of small boilers as controlled emitters published for public comment.
  - Draft national dust control regulations published for public comment.
  - Under section 62 of the NEMBA of 2004, the summary of the non-detriment findings made by the Scientific Authority published for public comment.
  - The Biodiversity Management Plan for *Pelargonium sidoides*.
  - Under section 97 of the NEMBA of 2004, the Regulations related to listed Threatened or Protected Species were published for public comment.
  - The National Environmental Management Laws Amendment Act, 2013 (Act 14 of 2013).
  - The National Environmental Management: Air Quality Amendment Act, 2014 (Act 20 of 2014).
  - The National Environmental Management: Waste Amendment Act, 2014 (Act 26 of 2014).
  - The National Environmental Management: Protected Areas Amendment Act, 2014 (Act 21 of 2014).
  - In terms of section 97 of the NEMBA of 2004, the Draft Regulations for the Registration of Professional Hunters, Hunting Outfitters and Trainers were published for public participation.
- The Waste Classification and Management Regulations and the Norms and Standards for the Assessment of Waste for Landfill and the Norms and Standards for the Disposal of Waste to Landfill were published.

## Budget and funding

In the 2015/16 financial year, the DEA spent R5 937 920 of the total allocation of R5 943 297, which presents a 99,9% total spending.

An amount of R103 million for the period of 2014/15 to 2016/17 has been allocated to SANParks to combat rhino poaching. This is in addition to other financial assistance that SANParks has and continues to receive from private-sector organisations.

An amount of R12,1 million was allocated in 2015/16 for the repair of infrastructure damaged by natural disasters at the Kruger National Park in both Limpopo and Mpumalanga.

Both job creation and sustainable development are largely funded through the Environmental Programmes programme. The aim is to create jobs by increasing investment in climate resilient, low carbon, sustainable development.

The programme had an allocation of R2,947 billion during 2015/16 and an allocation of R11,8 billion over the medium term,

accounting for 62,4% of the department's total allocation. The department aims to create 107 193 full-time equivalent jobs and 224 643 work opportunities through EPWPs over the medium term, reflected in increased expenditure in the Environmental Programmes programme.

As the department has an ongoing duty to promote the environmental legal regime, so enforcement and compliance are integral departmental activities.

The department deploys inspectors mainly at points of entry and exit, but also across the country. Increases in the department's personnel to 2 124 by 2017/18 are mainly for increased enforcement and compliance capacity, and to combat rhino poaching. Compensation of employees is expected to reach R1 billion by 2017/18, accounting for 15,9% of the department's budget.

In addition, the department's oceans economy development strategy has the potential to contribute up to R26 billion to GDP and create 55 000 direct jobs by 2019, initially through aquaculture, marine transport, offshore oil and gas exploration. The strategy contributes to the first phase of implementing Operation Phakisa, namely unlocking the economic potential of South Africa's oceans.

Operation Phakisa is government's initiative, announced in June 2014, to speed up delivery on some of the priorities of the NDP. The implementation of the oceans economy development strategy over the medium term is reflected in the 17,3% increase in the Ocean and Coast programme budget to R1,5 billion.

In addition, funding of R296 million is reprioritised from SANParks to fund the strategy, due to slow spending and the accumulation of surpluses in that entity. This is reflected in the Biodiversity and Conservation programme.

The department will be supporting sustainable development over the medium term by, among other interventions, expanding land under conservation (towards the international target of 17% of the country's land area by 2020), rehabilitating degraded ecosystems and identifying environmentally significant areas where mining activities are to be restricted, thus ensuring the sustainable exploitation of natural resources. These activities are funded in the Biodiversity and Conservation programme, which is allocated over R2 billion or 10,8% of the departmental budget over the medium term.

The department will also be focusing on the prevention and elimination of air pollution. The number of air quality monitoring stations will increase to 105 by 2017/18. The finalisation

of the desired emission reduction outcomes for the energy, industry, transport, agriculture and forestry, and waste sectors will provide a regulatory framework to improve ambient air quality. Spending for this is in the Climate Change and Air Quality programme, and is expected to increase by 7,7% over the medium term.

Transfers to the SAWS will increase to R570 million over the medium term to strengthen the meteorological operational capacity of the entity, and to ensure air pollution emissions are constantly monitored in terms of the AQa of 2004.

## International environment days

### World Environment Day

As part of the Environment Month calendar of events, the Department hosted and celebrated the 2015 World Environment Day in Kimberley, Northern Cape. The DEA partnered with the Northern Cape to celebrate the day – marked annually on 5 June – under the theme “Seven Billion Dreams. One Planet. Consume with Care”.

The theme, which was declared by the United Nations (UN) Environment Programme (UNEP), centred on the well-being of humanity, the environment, and the functioning of the economy, which ultimately depend upon the responsible management of the planet's natural resources.

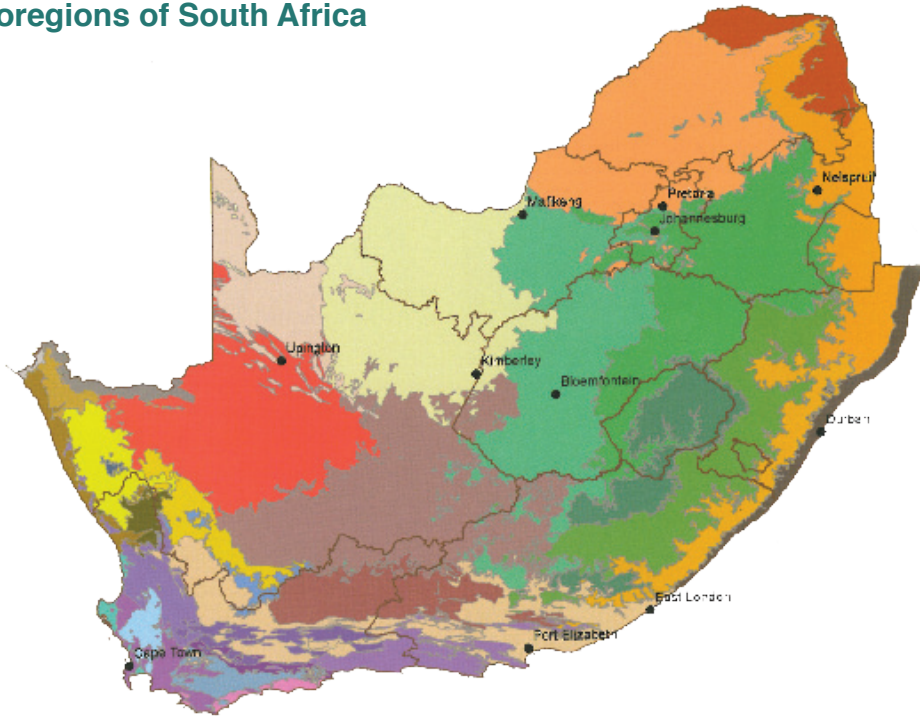
World Environment Day was established in 1972 by the UN General Assembly at the Stockholm Conference on Human Environment to present an opportunity for everyone to realise their responsibility to become agents of change. The day is to create, educate and raise awareness on environmental conservation.


### World Oceans Day (WOD)

The 2015/16 WOD event was held on 8 June 2015 in Port Elizabeth, Eastern Cape. The purpose of this event is to raise awareness about the significance of the marine environment and to also promote the role of the oceans and the importance of conserving and protecting the marine environment.

WOD was celebrated under the UNEP's theme: “Healthy Oceans, Healthy Planet”. The DEA has strategically customised the theme to “Healthy Oceans, Healthy Planet: Enabling Sustainable Ocean Economy Development,” as a way to highlight government's commitment to sustainable ocean economy through Operation Phakisa.

## Bioregions of South Africa



- |  |   |
|--|---|
|  Northwest Fynbos Bioregion                   |  Southern Namib Desert Bioregion       |
|  Southwest Fynbos Bioregion                   |  Gariep Desert Bioregion               |
|  Southern Fynbos Bioregion                    |  Bushmanland Bioregion                 |
|  South Coast Fynbos Bioregion               |  Upper Karoo Bioregion               |
|  Western Fynbos-Renosterveld Bioregion      |  Lower Karoo Bioregion               |
|  Eastern Fynbos-Renosterveld Bioregion      |  Drakensberg Grassland Bioregion     |
|  West Coast Renosterveld Bioregion          |  Dry Highveld Grassland Bioregion    |
|  East Coast Renosterveld Bioregion          |  Mesic Highveld Grassveld Bioregion  |
|  Karoo Renosterveld Bioregion               |  Sub-Escarpment Grassland Bioregion  |
|  Namaqualand Cape Shrublands Bioregion      |  Central Bushveld Bioregion          |
|  Dry Highveld Grassland Bioregion           |  Mopane Bioregion                    |
|  West Strandveld Bioregion                  |  Lowveld Bioregion                   |
|  Richtersveld Bioregion                     |  Sub-Escarpment Savanna Bioregion    |
|  Namaqualand Hardeveld Bioregion            |  Eastern Kalahari Bushveld Bioregion |
|  Namaqualand Sandveld Bioregion             |  Kalahari Dunneveld Bioregion        |
|  Knersvlakte Bioregion                      |  Albany Thicket                      |
|  Trans-Escarpment Succulent Karoo Bioregion |  Indian Ocean Coastal Belt           |
|  Rainshadow Valley Karoo Bioregion          |   |

Source: *Vision Endangered Wildlife Trust Seventeenth Annual*

## World Day to Combat Desertification (WCD)

On 17 June 2016, South Africa joined other nations around the world in celebrating the WCD under the theme “Inclusive cooperation for achieving Land Degradation Neutrality”.

The slogan for the day, “Protect Earth. Restore Land. Engage People” addresses the importance of comprehensive participation and cooperation in working towards achieving land degradation neutrality.

## Marine Week

On 5 October 2015, South Africa launched the celebration of the Marine Week in Polokwane, Limpopo.

It was the first time the celebration was taken to an inland location with the objective to create awareness of the oceans and coastal environment in order to promote sustainable use and conservation for the benefit of present and future generations.

The campaign was celebrated under the theme: “Oceans 70/20: Decoding Mysteries, Maximising Opportunities.” Oceans are often mysterious, unexplored and full of wonder.

Important dates on the world's environmental calendar	
2 February	World Wetlands Day
20 March	Earth Day
22 March	World Water Day
23 March	World Meteorological Day
27 March	Earth Hour
22 April	Earth Day
22 May	International Day for Marine Biological Diversity
5 June	World Environment Day
8 June	World Oceans Day
17 June	World Day to Combat Desertification
5 – 11 September	World Water Week
16 September	International Day for the Protection of the Ozone Layer
18 September	International Coastal Clean-up Day
22 September	World Car-Free Day
5 October	World Habitat Day
11 December	International Mountain Day

## National Strategy for Sustainable Development (NSSD)

Following the World Summit on Sustainable Development held in South Africa in 2002, the then departments of Environmental Affairs and Tourism and Foreign Affairs were mandated to formulate the NSSD. The first phase of this process culminated in the adoption of the National Framework for Sustainable Development (NFSD) in 2008.

To remain within the prevailing and flexible context, the NFSD strategic priorities were reformulated to form the NSSD. The NSSD builds on the NFSD and a number of existing initiatives by business, government, NGOs, academia and other key role players to address sustainability issues in South Africa.

The goals of the NSSD are to:

- develop and promote new social and economic goals based on ecological sustainability and build a culture that recognises that socio-economic systems are dependent on and embedded within ecosystems;
- increase awareness and understanding of the value of ecosystem services to human well-being;
- ensure effective integration of sustainability concerns into all policies, planning and decision making at national, provincial and local levels;
- to ensure effective integration and collaboration across all functions and sectors;
- to monitor, evaluate and report performance and progress in respect of ecological sustainability.

## Mining and Biodiversity Guideline

The Mining and Biodiversity Guideline: Mainstreaming Biodiversity into the Mining Sector, launched in May 2013, is a product of the collaboration between the South African Mining and Biodiversity Forum, the DEA and the Department of Mineral Resources. The guideline seeks to find a balance between economic growth and environmental sustainability and is a key outcome of the Outcome 10 Delivery Agreement.

The Life: State of Biodiversity Report is symbolic of the culmination of 100 years of science in assessing biological resources and highlighting the status of water resources in the country.

The key points in the report are:

- Dynamite in a small package: wetlands, which make up only a little over 2% of the country's footprint, perform irreplaceable functions, such as purifying water and slowing down flood

waters. Many wetlands have already been lost; of those which remain, nearly half are endangered.

- **Protect water factories:** areas with high natural runoff, such as the Drakensberg, the Soutpansberg and the Wolkberg in Limpopo gather and channel the water, which the semi-arid country depends on. Only about a fifth of these areas are formally protected.
- **Treasure the small tributaries:** all those smaller rivers, which feed into the country's main, arteries such as the Orange and the Vaal rivers, are needed to keep water supplies in good health.
- **Paving over the coast:** nearly a fifth of the coastline has some form of development within 100 m of the shoreline, which means nature's buffers against storm surges and rising seas may have been stripped away and paved over in parts. This puts people and property at risk in the face of climate change. Coastal and inshore ecosystems are more threatened than offshore marine ecosystems.
- **Lost at sea:** further out to sea, offshore ecosystems are the most poorly protected of all South Africa's ecosystems. Yet, these are the lifeblood for healthy and productive fisheries. Marine protected areas (MPAs) are essential for keeping both the ecosystems and the fisheries safe.
- **Hand-in-hand – State meets the private sector:** biodiversity stewardship programmes, where private landowners enter into an agreement with State conservation bodies to protect a section of their land and biodiversity, are making headway, in terms of national protected area targets. This is more affordable than when the State buys land for conservation purposes. With modest increases in resources, this scheme could make an even larger contribution.
- **Warning signs:** some parts of the country have lost more natural habitat than others. If Gauteng, KwaZulu-Natal and North West keep losing natural landscapes to cultivation, mining and urban expansion at the current rate, these provinces will have almost no natural habitat left outside protected areas by 2050. Where natural vegetation is being converted to other land uses at a high rate, it's important to use maps of biodiversity-priority areas to guide decisions about where best to locate development.
- **Planning for an uncertain climate:** with an uncertain and extreme climate in the future natural habitats should be kept healthy so they can support functional, stable landscapes

in the long term, which can then better support human activities. Scientists have drawn up a new national map, which identifies areas that are important for climate change resilience and need to be kept intact.

- **Protecting natural medicines:** South Africa has over 2 000 plant species that are used for medicinal purposes, about a third of which are traded commercially; some are threatened.
- **A bridgehead against invasion:** invasive alien plants increased their footprint in South Africa in about a decade. The country loses about R6.5 billion worth of ecosystem services to them each year.
- **Having the right tools for the job:** scientists have made great strides in mapping and classifying South Africa's ecosystems. This has provided the foundation for meaningful assessment, planning and monitoring of ecosystems. The first maps by which to identify marine and coastal habitat types and wetland ecosystem types have been completed.

## Projects, programmes and initiatives

### South Africa's Green Economy

South Africa's green economy strategy comprises eight key pillars, namely; green buildings and built environment; sustainable transport and infrastructure; clean energy and energy efficiency; resource conservation and management; sustainable waste management; water management; sustainable consumption and production; and agriculture food production and forestry.

As outlined in South Africa's Integrated Resource Plan, by 2030 energy demand needs to be decreased significantly, through technological innovation, good behavioural practice and public commitment to more efficient, sustainable and equitable energy use.

This includes the development of an efficient, lower-carbon public transport system that makes everyday use of private vehicles an unnecessary extravagance.

By 2030 all houses, offices and commercial building will no longer be energy drains, but rather energy sources – supplying electricity to communities through smart meters and smart grids.

### National Green Fund

The Green Fund was founded in 2008 and provides start-up funding for innovative and high-impact green economy projects that the private sector or banks would not finance – and supports the transition to a greener economy, all



the while working on poverty reduction and job creation.

Through the implementation of the 17 Strategic Development Goals and South Africa's NDP: 2030, the department aims to address the triple challenges of poverty, unemployment and inequality over the next 15 years.

Efforts to facilitate the transition to a green economy have resulted in the approval of 53 projects by the National Green Fund, resulting in approximately 8 124 job opportunities being created and at least 6 300 individuals being trained since 2013.

Green Fund interventions have realised some 30 000 hectares (ha) converted to conservation land-use, benefiting landowners within the wildlife economy.

This fund continues to make strides, with the recent approval of major projects within the thematic areas of energy and pilot technology for recycling of plastic, contributing significantly towards the management of plastic waste stream.

### **Sustainable Development and the Green Economy**

South Africa continues to play an instrumental role within other global coordination mechanisms. The country's leadership of the G77 plus China in 2015 was instrumental in influencing these negotiations.

### **Climate Change Response Policy**

The national Climate Change Response Policy is guided by the vision of the NDP of a transition to an inclusive, equitable, low carbon and climate resilient economy and society by 2030.

By 2030, South Africa will have an efficient, lower-carbon public transport system that makes everyday use of private vehicles an unnecessary extravagance.

The development of the first phase of desired emission reduction objectives and carbon budgets are well underway. The Carbon Budget system will be introduced in five-year phases – an initial phase from 2016 to 2020, and the subsequent phases from 2021 onwards.

Priority focus areas are communities most vulnerable to the impacts of climate change, namely the indigent, rural dwellers and women.

Given its demonstrated capacity, Sanbi has been appointed the national implementing entity of the Global Adaptation Fund.

Pilot projects include the Greater uMgeni Catchment area in KwaZulu-Natal, the Mopani District in Limpopo and the Namaqua District in Northern Cape.

These projects, to the value of US\$10 million, include the enhancement of early warning systems, protecting local communities from extreme weather events, and promoting climate smart agriculture practices.

The SAWS continues to host the Global Atmospheric Watch Station at the Cape Point, one of only three in Africa. This network arose from the need to understand and control the increasing influence of human activity on the global atmosphere and provide climate change information and services.

### **People and parks**

South Africa is home to more than nine million ha of protected areas network, which includes national parks, nature reserves and world heritage sites, equating to about 8% of the country's land.

These protected areas, among other things, serve as sites for conserving South Africa's ecosystems, protection of high biodiversity value and provision of ecosystem services. Most of these protected areas are geographically located in rural areas, forming an integral system with rural communities whose livelihoods and cultures are closely dependent on.

The People and Parks Programme is an initiative that promotes interface between conservation and communities in South African protected areas.

Through the People and Parks Programme, the DEA is actively involved in restoring and maintaining natural ecosystems to stimulate rural economies; upgrading and developing new infrastructure in protected areas to boost tourism, developing commercial assets for communities owning and or living around protected areas; and supporting related industries.

In 2016, the department reported that of the 34 projects that had been initiated, 12 projects have been completed and handed over to owning entities with 12 projects still under implementation and 10 projects still finalising planning processes.

The DEA, through the Environmental Protection and Infrastructure Programme (EPIP), has prioritised funding to the People and Parks programme, as well as to the wildlife economy. An amount of R877 447 290 for People and Parks and R130 300 000 with a total of R1 007 747 290 has been budgeted from 2015/16 to 2017/18.

### **Wildlife Economy**

South Africa is the third most biologically diverse country in the world, and therefore has one of the

largest natural capital assets. This biodiversity is not only economically viable to the economic wellbeing of the country but can be used as a vehicle for social upliftment.

The country's biodiversity comes with a number of challenges, ranging from poaching to overexploitation. The Wildlife Economy in South Africa is centred on the sustainable use of indigenous biological resources, including biodiversity-derived products for trade and bio-prospecting, the hunting industry, agriculture and agro-processing of indigenous crops and vegetables and livestock breeds and indigenous marine resources and fisheries.

The focus of the Wildlife Economy is centred on the socio-economic benefits of eco-tourism, co-managed conservation areas and ancillary services to protected areas.

Harvesting indigenous biological resources is a significant source of income for communities. In many cases, one harvester supports an entire household but the overdependence on these have led to the depletion and at the extreme the extinction of some of the biodiversity.

For example, the existing commercial market for trade in South African bitter aloe, or *Aloe ferox* is well established, as is the trade in *Pelargonium sidoides*, buchu, rooibos, honey bush, Devil's Claw and crocodile fat/oil. These indigenous biological resources are predominantly used in the manufacturing of herbal medicines, cosmetics and food flavours and fragrances.

Additional products with commercial potential for industrial or pharmaceutical application are micro-organisms, marine organisms, gums and resins and venoms.

Other significant drivers of the biodiversity economy include trophy hunting and the associated industry of taxidermy, sale of live game, and sale of game meat. Further opportunities exist in the sale of game meat, skins for leather, bones and horns.

Another example of biodiversity-based industry is in silk production. Other biodiversity-based products include bee-keeping products (honey, wax, propolis and royal jelly), Mopane worms and ostrich egg shells and feathers.

## South African Carbon Disclosure Project (CDP)

The Carbon Disclosure Project (CDP) is a UK-based not-for-profit organisation holding the largest database of corporate climate change information in the world. Established in 2000, the CDP, on behalf of 551 institutional investors, challenges the world's largest companies to measure and report their carbon emissions.

A CDP report released in 2015 showed a steady emissions decline since 2008.

The high level trends show that over the last nine years, there has been an improvement in both disclosure and performance scores, as well as an overall reduction in greenhouse gas (GHG) emissions by the JSE 100. However, the emission reductions achieved in the recent years do not meet required global and national reduction targets.

The CDP report highlights that the number of companies setting specific emission reduction targets has increased from 18 (34%) in 2008 to 58 (78%) in 2015, and more emission reduction activities (ERAs) have been implemented over the reporting years. These ERAs have benefited companies through total monetary savings equivalent to R6,7 billion, from 2011 to 2015 and a total of 16,8 million tonnes CO<sub>2</sub>e emission savings from 2012 – 2015.

The response rate over the reporting period has increased from 58% in 2008 to 79% in 2015, with a similar trend observed in the median disclosure scores which increased from 71 in 2008 to 96 in 2015. Additionally, 99% of companies now report their scope 1 and scope 2 emissions which is up from 75% in 2008. Based on these disclosure and performance scores, South Africa has grown to become one of the best responding countries in the world.

More companies are integrating climate change into their governance activities, which shows increased awareness and effort from companies. Since 2008, the percentage of companies that have climate change issues overseen by a board has increased from 75% to 100%; the percentage of companies that have integrated climate change into their risk management strategies has increased from 74% to 97%; and the percentage of companies that have integrated climate change into their business strategies has increased from 80% to 95%.

## Role players South African National Biodiversity Institute

In support of the NDP, government is working through Sanbi to spearhead an innovative

Combined, South Africa's national botanical gardens receive nearly 1,5 million visitors a year, with Kirstenbosch, considered one of the world's "Magnificent Seven" botanical gardens, receiving over 820 000 visitors a year.

programme of work on analysing ecological infrastructure and costing natural capital. This body of knowledge will empower the DEA to make informed development-related decisions.

The Groen Sebenza Project, launched in 2015 is a R300-million training, mentoring and workplace-based learning project aimed at building a pool of young, capable professionals for the country's biodiversity and natural resource management sector.

Spearheaded by Sanbi, the innovative project will see 800 unemployed graduates and matriculants being placed in skilled biodiversity jobs in both the public and private sector for a period of two-and-a-half years.

The practical workplace experience and training will, it is hoped, kick-start their careers in a fast-growing industry. The project is sponsored by the Government's Jobs Fund, which is administered by the Development Bank of Southern Africa.

SANBI is a respected authority in research and has an unmatched research record in the indigenous, naturalised and alien flora of southern Africa and beyond. Its research management covers systematics and collections expansion, conservation and applied biodiversity science, and climate change. SANBI is also responsible for ensuring that biodiversity knowledge influences policy, management and decision making.

Its biome programmes, which focus on South Africa's biodiversity hotspots, ensure that the country's most important biodiversity regions, such as the grasslands, wetlands and succulent Karoo, are protected in a sustainable and beneficial way. SANBI is increasingly embracing biodiversity in its broadest sense through the inclusion of the country's fauna as part of its taxonomic research mandate. It is coordinating a catalogue of all South Africa's species (at least 100 000), including animals, through the South African Tree of Life Project.

The institute operates environmental education programmes within its national botanical gardens, while outreach greening programmes focus on promoting indigenous gardening at disadvantaged schools in surrounding areas.

SANBI is South Africa's official body for facilitating access to the Adaptation Fund, set up to help developing countries cope with climate change. It was established by the parties to the Kyoto Protocol of the UN Framework Convention on Climate Change (UNFCCC) to finance concrete adaptation projects and programmes in developing countries that are parties to the protocol.

### Working for the Coast (WftC) programme

The WftC programme of the DEA was established to deal with some of the challenges in line with the Integrated Coastal Management Act, 2008. The WftC programme is informed by the broader EPWP, which is using labour-intensive methods in its implementation.

The programme is also linked to other inland EPIP aimed at street cleaning and greening, waste management, rehabilitation of degraded areas (catchments) and bio-remediation of polluted rivers.

### iSimangaliso Wetland Park Authority

The Lake St Lucia System is the most important estuary and a key nursery for fish on the southeast African coast. For six decades St Lucia received too little fresh water, due to human interventions and drought, leaving this flagship estuary in poor condition and closed to the sea for much of the past 10 years. Work has begun on restoring St Lucia back to health, a top priority for the iSimangaliso Wetland Park Authority, but it is challenging and will take time.

As an area of exceptional and outstanding universal heritage significance, the iSimangaliso Wetland Park was named South Africa's first World Heritage site in December 1999.

The park has received recognition under three of four natural criteria recognised by the World Heritage Convention: it has outstanding examples of ecological processes, superlative natural phenomena and scenic beauty, and exceptional biodiversity and threatened species.

iSimangaliso is located in one of South Africa's poorest rural areas and has been largely under claim. All but three of the land claims settlements have been concluded and a series of co-management agreements have been signed with land claimants. The management of such a diverse asset in an area of extreme poverty and high expectations requires an adaptive and inclusive approach.

MET Mbokodo Unite was launched in August 2015. This is a networking and mentorship programme for women in meteorology and related sciences, developed by the South African Weather Service.

The MET Mbokodo Unite Project aims to attract young women into the sector through targeted outreach programmes and mentorship.

Another objective is the retention of women in the sector through creating an enabling environment through the networking programme as well as engagement of women in weather-sensitive industries (e.g. agriculture) and targeting education and awareness programmes in this regard.

## South African Weather Service

The SAWS provides useful and innovative weather, climate and related products and services by:

- enhancing observational data and communications networks
- developing and managing talent within the sector
- enhancing collaborative partnerships and disseminating weather services products to their users
- using cutting-edge technology to convert data into meaningful products and services for risk mitigation
- advancing the science of meteorology, research and relevant applications
- enhancing fiscal discipline and resource mobilisation to ensure sustainability.

In its continued efforts to carry out its legal mandate, the work of SAWS is guided by four key strategic goals:

- ensuring the continued relevance of the organisation in delivering meteorological-related products and services in compliance with all applicable regulatory frameworks
- ensuring effective management of stakeholder, partner and key client relations
- addressing the short-term viability and long-term sustainability of the entity's revenue and ensuring continued fiscal discipline
- ensuring the availability of strategy-driven human capital capacity for the performance of the SAWS.

## Environmental resources

### National botanical gardens

SANBI manages the 10 national botanical gardens, classified as conservation gardens, in seven of South Africa's nine provinces. Together, they conserve more than 7 500 ha of natural vegetation.

South Africa's national botanical gardens have, since their establishment at different times during the 20th and 21st century, focused on growing and conserving South Africa's indigenous plants. Together they conserve over 7 400 ha of natural vegetation and associated biodiversity within their boundaries.

The national botanical gardens are natural escapes close to some of the country's urban centres, offering visitors a taste of the country's uniquely rich and colourful biodiversity. They

feature facilities such as restaurants, function rooms and conference venues and include activities such as hikes, picnics and shopping.

The botanical gardens are:

- Kirstenbosch, Cape Town
- Pretoria, Tshwane
- Harold Porter, Betty's Bay
- Walter Sisulu, Roodepoort
- Hantam, Nieuwoudtville
- Free State, Bloemfontein
- Karoo Desert, Worcester
- KwaZulu-Natal, Pietermaritzburg
- Lowveld, Nelspruit
- Kwelera, East London

### National Herbarium

The National Herbarium, situated within the Pretoria National Botanical Garden, houses over one million scientific plant specimens in southern Africa.

The Crompton Herbarium in Cape Town focuses mainly on the flora of the winter rainfall region of southern Africa, while the KwaZulu-Natal Herbarium in Durban primarily focuses on the flora of the subtropical eastern region of South Africa, in particular the flora of the province.

### Protected areas

The Convention on Biological Diversity (CBD) founded in 1992 at the Rio Summit, is the legally binding agreement on the use and conservation of biological diversity.

The Convention provides the framework for 196 parties to guide efforts to conserve, and sustainably use biological diversity and equitably share the benefits from the use of genetic resources. In October 2010, the parties approved the Strategic Plan for Biodiversity for 2011 – 2020 including 20 Aichi Targets. There are a number of management categories of protected areas in South Africa, which conform to the accepted categories of the International Union for Conservation of Nature (IUCN).

South Africa has 528 protected areas, of which 20 were marine, totalling 7,5 million ha or 6,2% of the country's land area.

South Africa aims to expand the conservation areas under formal protection to the international standard of 10% of the total area of the country. The department works closely with landowners to ensure their participation in the Stewardship Programme, which allows land owners to use their land for biodiversity and conservation purposes. This is aimed at expanding the country's conservation estate.

The Succulent Karoo Biome is one of only two arid biodiversity hotspots in the world, the other being the Horn of Africa.

### Scientific reserves

Scientific reserves are sensitive and undisturbed areas managed for research, monitoring and the maintenance of genetic sources.

Access is limited to researchers and staff. Examples of such areas are Marion Island and the Prince Edward Islands near Antarctica.

### Wilderness areas

These areas are extensive, uninhabited and underdeveloped, and access is strictly controlled with no vehicles allowed. The highest management priority is the maintenance of the intrinsic wilderness character.

Wilderness areas include the Cederberg Wilderness Area and Dassen Island in the Western Cape, and the Baviaanskloof Wilderness Area in the Eastern Cape.

### South African National Parks

SANParks' primary mandate is to oversee the conservation of South Africa's biodiversity, landscapes and associated heritage assets through a system of national parks. Its mandate is based on the following core values:

- conservation management through the national parks system
- constituency building and people-focused eco-tourism management
- corporate governance and sound business and operational management.

SANParks manages a system of parks, which represents the indigenous fauna, flora, landscapes and associated cultural heritage of the country.

SANParks is responsible for 3 751 113 ha of protected land in 20 national parks. SANParks has increased the area of land under its protection by 360 000 ha over the past 20 years. Since 2000, SANParks has added 558 897 ha to its national parks.

In 2015/16, SANParks welcomed close to six million guests to its parks, a 6% increase compared to 2014/15. There was also an increase in operating tourism revenue, which grew by 14,7% in 2015/16. Operating tourism revenue reached a figure of R1,29 billion, which was R93,8 million greater than budget. All components of operating tourism revenue saw good growth in the year under review with concession fee income growing by 14%, accommodation income by 12% and concession fees by 21%.

This revenue funds activities and projects, mostly infrastructure, which could not be accommodated in the budget allocations.

The national parks are:

- Addo Elephant National Park

- Agulhas National Park
- Ai-Ais/Richtersveld Transfrontier Park
- Augrabies Falls National Park
- Bontebok National Park
- Camdeboo National Park
- Garden Route (Tsitsikamma, Knysna and Wilderness) National Park
- Golden Gate Highlands National Park
- Karoo National Park
- Kgalagadi Transfrontier Park
- Kruger National Park
- Mapungubwe National Park
- Marakele National Park
- Mokala National Park
- Mountain Zebra National Park
- Namaqua National Park
- Table Mountain National Park (which incorporates the Cape of Good Hope, Table Mountain and Silvermine nature reserves)
- Tankwa Karoo National Park
- West Coast National Park.

Tourism activities within the parks include self-drive safaris, game viewing, accommodation tariffs, adventure activities such as guided walks and hiking, bird-watching, 4x4 trails, sight-seeing, cultural and historical experiences, mountain biking, golf, canoeing and swimming.

In 2015/16, 23 298 people from 359 communities adjacent to the national parks were employed in a range of EPWP initiatives. This equates to a total of 6 364 Full Time Equivalents of employment, which is greater than the total number of full-time employees in SANParks.

### Transfrontier conservation areas (TFCAs)

A TFCA is a cross-border region. The conservation status of the areas within a TFCA ranges from national parks, private game reserves and communal natural-resource management areas to hunting-concession areas. Although fences, highways, railway lines or other barriers

The 10th Annual Air Quality Governance Lekgotla was hosted in Bloemfontein, Free State, in September 2015. During the opening session of the Lekgotla, the 2015 State of Air Report and National Air Quality Indicator was tabled.

The 2015 Lekgotla was hosted under theme "Launching the Air Quality Management Systems for Transparent Governance and Improved Service Delivery."

The Lekgotla brought together at least 350 air quality officials from all three spheres of government, to deliberate on various pertinent issues such as Air Quality Management Planning Tools, Ambient Air Quality Monitoring as well as Compliance Monitoring and Enforcement.

The platform created an opportunity for government officials to interact and strengthen regulatory tools towards improved air quality management.



separate the constituent areas, they are managed jointly for long-term sustainable use of natural resources.

Unlike in transfrontier parks, free movement of animals between the components of a TFCA is not always possible. TFCAs facilitate and promote regional peace, cooperation and socio-economic development.

The success of TFCAs depends on community involvement. In turn, TFCAs provide local communities with opportunities to generate revenue.

The seven TFCAs are the:

- Ai-Ais/Richtersveld (Namibia, South Africa)
- Great Limpopo Transfrontier Park (Botswana, South Africa, Zimbabwe)
- Greater Mapungubwe
- Kavango-Zambezi (Angola, Botswana, Namibia, Zambia, Zimbabwe)
- Kgalagadi Transfrontier Park (Botswana, South Africa)
- Lubombo Transfrontier Conservation and Resource Area (Mozambique, South Africa, Swaziland)
- Maloti-Drakensberg Transfrontier Conservation and Development Area (Lesotho, South Africa).

### Biosphere reserves

A biosphere designation is given by the UN Educational, Scientific and Cultural Organisation (UNESCO) to special landscapes where people are collaborating to ensure their environmental integrity as the basis for their economic development. Biosphere reserves are nominated by their governments for inclusion in the Man and the Biosphere Programme.

Whether they are terrestrial, freshwater, coastal or marine in nature, all are experimental areas where different approaches to integrated environmental management (IEM) are tested. This helps to deepen knowledge of what works in conservation and sustainable development.

South Africa's biosphere reserves include:

In March 2015, World Wildlife Fund (WWF) South Africa in partnership with Local Governments for Sustainability, the City of Tshwane and Tshwane University of Technology (TUT) hosted the Earth Hour Capital Challenge, an event aimed at raising the profile of public transport as a means to support low-carbon development.

TUT students paired with WWF and City of Tshwane partners used all available modes of public transport to navigate a series of destination checkpoints across the city. Guided by the newest release of the urban transportation and journey planner app, Findmyway, the winning team was one that completed the route with the lowest carbon footprint.

- Vhembe, situated in the north-east of Limpopo, which includes the northern part of the Kruger National Park; the Makuleke Wetland, which is protected under the Ramsar Convention; the Soutpansberg and Blouberg biodiversity hot spots; and the Makgabeng Plateau.
- The 100 000-ha Kogelberg Reserve on the country's southern coast is in the middle of the Cape Floral Region and home to 1 880 different plant species, 77 of which are found only in this region.
- The Cape West Coast Biosphere Reserve starts in Cape Town in the southern suburb of Diep River and stretches up the west coast as far as the Berg River, encompassing parts of the Cape Floral Region. The reserve includes the Ramsar-protected Langebaan Lagoon as well as Dassen Island, which is home to a penguin colony.
- The Cape Winelands Biosphere Reserve includes a part of the Cape Floral Region, as well as the wine-growing region.
- In the north there is the Waterberg Biosphere Reserve, an area of some 400 000 ha in Limpopo. It is an important catchment area for the Limpopo Basin, with four large rivers originating within its borders – the Lephale, Mokolo, Matlabas and Magalakwena rivers.
- The Kruger-to-Canyons Biosphere Reserve stretches from the Kruger National Park to the Blyde River Canyon. It is an important conservation area as it covers three biomes.
- The Gouritz Cluster Biosphere Reserve is recognised by UNESCO in terms of the Man and Biosphere Programme.

### World heritage sites

A UNESCO World Heritage Site is listed by UNESCO as being of special cultural or physical significance.

It catalogues, names and conserves sites of outstanding cultural or natural importance to the common heritage of humanity.

While each World Heritage Site remains part of the legal territory of the province wherein the site is located, UNESCO considers it in the interest of the international community to preserve each site.

South Africa has eight world heritage sites proclaimed by UNESCO:

- Robben Island: situated 11 km offshore from Cape Town, the island is most famous as the place where Nelson Mandela was imprisoned. It is now home to the world-renowned Robben Island Museum and has become a popular tourist attraction.
- The iSimangaliso Wetland Park was listed

as South Africa's first World Heritage Site in December 1999 in recognition of its natural beauty and unique global values. The 332 000-ha park contains three major lake systems, eight interlinking ecosystems, 700-year-old fishing traditions, most of South Africa's remaining swamp forests, Africa's largest estuarine system, 526 bird species and 25 000-year-old coastal dunes – among the highest in the world. The name iSimangaliso means miracle and wonder. The park also has four Ramsar sites.

- The Cradle of Humankind consisting of the hominid fossil sites at Swartkrans, Sterkfontein and Kromdraai. The world heritage status of Sterkfontein's fossil hominid sites was extended in July 2005 to include the Taung skull fossil site in North West and the Mokopane Valley in Limpopo. The Cradle of Humankind has one of the world's richest concentrations of hominid fossils that provide evidence of human evolution over the past 3,5 million years. Found in Gauteng and North West, the fossil sites cover an area of 47 000 ha. The remains of ancient forms of animals, plants and hominids are encased in a bed of dolomite deposited around 2,5 billion years ago. In April 2010, a new species of hominid, *Australopithecus sediba*, estimated to be two million years old, was discovered in the Cradle of Humankind.
- The Ukhahlamba-Drakensberg Park (a mixed natural and cultural site) is a world heritage site covering 242 813 ha (2 428 km<sup>2</sup>). The park spans parts of both South Africa and Lesotho. The park includes the Royal Natal National Park, a provincial park, and the Drakensberg National Park, which covers part of the Drakensberg, the highest mountain in southern Africa. Under the Ramsar Convention, the park is in the List of Wetlands of International Importance.
- Mapungubwe Heritage Site: in September 2011, the DEA, SANParks and Coal of Africa Limited signed an historical Memorandum of Agreement (MoA) as part of the environmental authorisation issued in accordance with Nema of 1998, to ensure the integrity of the Mapungubwe Cultural Landscape World Heritage Site. According to the MoA, the integrity of the World Heritage Site will be maintained through comprehensive biodiversity offset programmes, thereby optimising benefits to local communities.
- Cape Floral Region, the smallest of the six recognised floral kingdoms of the world, is an area of extraordinarily high diversity and home

to more than 9 000 vascular plant species, of which 69% are endemic. Much of this diversity is associated with the fynbos biome. The economical worth of fynbos biodiversity, based on harvests of fynbos products (e.g. wildflowers) and ecotourism, is estimated to be in the region of R77 million a year. In July 2015, UNESCO approved the extension of the Cape Floral Region Protected Areas World Heritage Site. At the time of inscription, the site was made up of eight protected areas comprising about 553 000 ha. The eight protected areas are located in the Eastern Cape and the Western Cape. The extension brings the size of the World Heritage Site to 1 094 742 ha and increases the number of protected area clusters making up the Cape Floral Region from eight to 13.

- Richtersveld Cultural and Botanical Landscape: The site covers 160 000 ha of dramatic mountainous desert in the north-west of South Africa. It is the only area where the Nama still construct portable rush-covered domed houses, or *Iharu oms*.
- Vredefort Dome, about 120 km south-west of Johannesburg, is a representative part of a larger meteorite impact structure, or *astrobleme*. Dating back more than two million years, it is the oldest *astrobleme* yet found on Earth. With a radius of 190 km, it is also the largest and the most deeply eroded. Vredefort Dome bears witness to the world's greatest known single energy release event, which had devastating global effects including, according to some scientists, major evolutionary changes. It provides evidence of the Earth's geological history and is crucial to understanding of the evolution of the planet.

South Africa's Ramsar sites include:

- Barberspan
- Blesbokspruit Nature Reserve
- De Hoop Vlei
- De Mond (Heuningnes Estuary)
- Kosi Bay
- Langebaan
- Makuleke Wetlands
- Ndumo Game Reserve
- Ntsikeni Nature Reserve
- Nylsvley Nature Reserve
- Orange River Mouth Wetland
- Prince Edward Islands in Antarctica
- Seekoievlei
- St Lucia
- the turtle beaches and coral reefs of Tongaland
- Ukhahlamba-Drakensberg Park
- Verlorenvlei Nature Reserve
- Wilderness Lakes.

Despite the importance of impact sites to an the planet's history, geological activity on the Earth's surface has led to the disappearance of evidence from most of them, and Vredefort is the only example to provide a full geological profile of an astrobleme below the crater floor.

### Habitat and wildlife management areas

These areas are subject to human intervention, based on research into the requirements of specific species for survival. They include conservancies; provincial, regional or private reserves created for the conservation of species habitats or biotic communities; marshes; lakes; and nesting and feeding areas.

### Protected land and seascapes

These areas are products of the harmonious interaction of people and nature, and include natural environments protected in terms of the Environment Conservation Act, 1989 (Act 73 of 1989), scenic landscapes and historical urban landscapes.

### Sustainable-use areas

These areas emphasise the sustainable use of protected areas such as the Kosi Bay Lake System in KwaZulu-Natal.

Nature areas in private ownership are proclaimed and managed to curtail undesirable development in areas with high aesthetic or conservation potential.

Conservancies are formed to involve the ordinary landowner in conservation. Landowners can establish a conservancy where conservation principles are integrated with normal farming activities.

### Wetlands

The IUCN identifies wetlands as the third most important support system on Earth.

Wetlands make up only 2,4% of South Africa's surface area but they are responsible for a disproportionately high value of "ecological infrastructure" that provides critical ecosystem services such as water purification and flood regulation, among others.

Wetlands support a range of specialised plant, insect and mammal life and also supply food, grazing, building and craft material. They are able to improve water quality, reduce flood impacts, control erosion and sustain river flows. Of special importance is the role wetlands play in ensuring a steady supply of clean water for communities and helping government save hundreds of millions of rands that would be required to set up purification plants/facilities.

South Africa was one of the first six countries to become a signatory to the Convention on Wetlands of International Importance, called the Ramsar Convention, when it came into force in 1975. It is an intergovernmental treaty that provides the framework for national action and international cooperation for the conservation and wise use of wetlands and their resources.

South Africa has 22 Ramsar sites.

The DEA is responsible for the South African Wetlands Conservation Programme, which ensures that South Africa's obligations in terms of the Ramsar Convention are met.

South Africa's Ramsar sites include:

- Barberspan
- Blesbokspruit Nature Reserve
- De Hoop Vlei
- De Mond (Heuningnes Estuary)
- Kosi Bay
- Langebaan
- Makuleke Wetlands
- Ndumo Game Reserve
- Ntsikeni Nature Reserve
- Nylsvley Nature Reserve
- Orange River Mouth Wetland
- Prince Edward Islands in Antarctica
- Seekoeivlei
- St Lucia
- the turtle beaches and coral reefs of Tongaland
- Ukhahlamba-Drakensberg Park
- Verlorenvlei Nature Reserve
- Wilderness Lakes.

South Africa is seen as a leader in the rehabilitation of wetlands. The damage done to wetlands can be reversed, as is seen at Rietvlei Dam in Gauteng.

Government has pledged more than R75 million to rehabilitating wetlands. Rehabilitation is ongoing, with attention given to poverty-stricken areas.

World Wetlands Day is annually celebrated on 2 February.

### Marine protected areas

MPAs conserve natural environments and assist in the management of fisheries by protecting and rebuilding economically important stocks. They are also used to develop and regulate coastal ecotourism opportunities.

Government shares joint responsibility for South Africa's MPAs with SANParks and Ezemvelo KwaZulu-Natal Wildlife.

South Africa's MPAs include:

- Aliwal Shoal, KwaZulu-Natal
- Betty's Bay, Western Cape
- Bird Island, Eastern Cape

- De Hoop, Western Cape
- Dwesa-Cwebe, Eastern Cape
- False Bay, Western Cape
- Goukamma, Western Cape
- Hluleka, Eastern Cape
- iSimangaliso, KwaZulu-Natal
- Langebaan Lagoon, Sixteen Mile Beach, Malgas Island, Marcus Island, Jutten Island, Western Cape
- Pondoland, Eastern Cape.
- Robberg, Western Cape
- Sardinia Bay, Eastern Cape
- Stilbaai, Western Cape
- Table Mountain, Western Cape
- Trafalgar, KwaZulu-Natal
- Tsitsikamma, Western Cape.

### Zoological gardens

Established in 1899 in Pretoria, and given national status in 1916, the National Zoological Gardens (NZG) of South Africa is the largest zoo in the country and the only one with national status. Over 600 000 people visit it every year.

It plays a major role in the conservation of wildlife, maintaining one of the largest animal collections in Africa, and has over 8 000 individual animal specimens representing over 500 species.

The species are managed across two facilities stretching into Gauteng (Pretoria) and Limpopo (Mokopane). About 70% of the species are of African origin and 30% of global representation.

As a member of the World Association of Zoos and Aquariums and the African Association of Zoos and Aquaria, the NZG participates in several endangered species management programmes and successfully breeds several endangered species of both continental and global significance.

Among the endangered species the NZG contributes to conserving are the cheetah, rhino, ground hornbill, red-billed oxpecker and several endangered antelope species.

The animal collections of the NZG are the direct responsibility of the Animal Collection and Conservation Department. The department operates in two facilities: the main facility in Tshwane and the Mokopane Biodiversity Conservation Centre, 200 km north of Tshwane.

The Johannesburg Zoological Gardens' core business is the accommodation, enrichment, husbandry and medical care of wild animals.

It also plays an important role in conservation projects of both indigenous and internationally endangered animals. The zoo joins other conservation organisations in programmes involving:

- wattled crane recovery

- amphibian conservation
- ground hornbill breeding and off-site surveys
- vulture conservation
- chimpanzee conservation with the Jane Goodall Institute.

The Endangered Wildlife Trust (EWT) is a major partner.

Mitchell Park in Durban is the country's second oldest zoo after the NZG. There are about 30 projects on the cards for the zoo, including cheetah and chimpanzee enclosures.

### Breeding centres

There are a number of game-breeding centres in South Africa. The NZG of South Africa is responsible for the management of the Lichtenburg Biodiversity Conservation Centre, which covers an area of some 6 000 ha, and the Mokopane Biodiversity Conservation Centre, covering 1 333 ha.

The two centres supplement the NZG's breeding programme for various endangered animals, and its own animal collection.

The Lichtenburg Biodiversity Conservation Centre houses, among other animals, Pèrè David's deer, which are extinct in the wild, pygmy hippopotamus, white rhino, the endangered addax, and scimitar-horned and Arabian oryx. Large herds of impala, springbok, zebra, blesbok and red hartebeest also roam the area.

About 32 ha of the wetland area at the centre have been developed into a system of dams and pans, which serve as a natural haven for waterbirds such as spoonbills, kingfishers, ibises and herons.

The Mokopane Biodiversity Conservation

The animal collections of the NZG are the direct responsibility of the Animal Collection and Conservation Department. The department operates in two facilities: the main facility in Tshwane and the Mokopane Biodiversity Conservation Centre, 200 km north of Tshwane.

The facility in Tshwane is an 84-ha ex situ based facility, which is home to approximately 5 000 different mammals, birds, fish, reptiles, amphibians and invertebrates, comprising of around 600 species and subspecies. One of its unique features is that it has the largest inland aquarium in Africa, which also has a marine fish component. It is also the only zoo in South Africa that is home to koalas, okapi, Komodo dragons and forest buffalo, to name but a few.

The second facility, the Mokopane Biodiversity Conservation Centre, has both an ex situ and in situ component. The centre is 1 394 ha in size and hosts approximately 830 animals of 42 different species and subspecies directly in its care. In the reserve component, a total of 105 tree species, 71 grass species and 173 free-ranging bird species have also been identified. In 2007, the MBCC was proclaimed as a protected area as a Fossil Hominid Site of SA: Mokopane Valley.

Centre is home to an abundance of exotic and indigenous fauna such as the lemur, the rare tsessebe, roan antelope and black rhino.

The De Wildt Cheetah and Wildlife Centre near Pretoria, is best known for its captive-breeding programme that contributed to the cheetah being removed from the endangered list in the South African Red Data Book – Terrestrial Mammals in 1986.

De Wildt also breeds a number of rare and endangered African species.

The most spectacular of these is the magnificent king cheetah, which is a true cheetah, but with a variation in coat pattern and colouring. De Wildt also plays a major role in breeding and releasing wild dogs.

It has donated breeding nuclei of the highly endangered riverine rabbit and suni antelope to the Kruger National Park.

The De Wildt Vulture Unit is a rehabilitation and holding facility for injured, poisoned and disabled vultures.

The Hoedspruit Endangered Species Centre in Limpopo was established as a breeding programme for the then endangered cheetah.

The centre caters for, among other animals, five species of vulture: Cape griffins as well as white-backed, hooded, whiteheaded and lappet-faced vultures.

The centre is also known for its wild-dog breeding programme.

The Hoedspruit Research and Breeding Programme includes the rare black-footed cat, vulnerable African wild cat, ground hornbills (in cooperation with the NZG), the bald ibis and the endangered blue crane. Elephant, white rhino, buffalo, caracal, sable antelope, bushbuck and tsessebe have also been cared for and rehabilitated there.

The Cape Vulture Breeding and Reintroduction Programme celebrated the first release of three different ages of captive-bred Cape vultures into the Magaliesberg Mountains in February 2015. Each bird was fitted with a solar-powered GPS tracking unit to enable post-release monitoring as a vital part of the reintroduction and research programme. The chicks are being monitored to follow their integration into wild populations by observing ranging and roosting behaviours, competitive behaviours, weight gain and body condition.

### **Aquariums and oceanariums**

There are aquariums in Pretoria, Port Elizabeth, Cape Town, Durban and East London.

The Aquarium and Reptile Park of the NZG in Pretoria is the largest inland aquarium in Africa,

with the largest collection of freshwater fish.

It is also the only aquarium in South Africa that exhibits a large variety of marine fish in artificial sea water and the only inland aquarium housing ragged-tooth sharks.

The Port Elizabeth Oceanarium is one of the city's major attractions. Exhibits include an underwater observation area, a dolphin research centre, various smaller tanks containing 40 different species of bony fish and two larger tanks that display sharks and stingrays. East London aquarium was 84 years old in 2015, making it South Africa's oldest aquarium.

At the Two Oceans Aquarium at the Victoria and Alfred Waterfront, Cape Town, more than 3 000 specimens represent some 300 species of fish, invertebrates, mammals, birds and plants supported by the waters along the Cape coast.

The aquarium at uShaka Marine World in Durban incorporates both fresh and sea water species, and is the fifth largest aquarium in the world by water volume. It comprises Sea World, Dolphin World, Beach World, and Wet and Wild World.

Sea World has a unique shipwreck-themed aquarium, a penguin rookery and a 1 200-seater dolphin stadium, the largest dolphinarium in Africa.

### **Snake and reptile parks**

The Port Elizabeth Snake Park at Bayworld has a wide variety of South African and foreign reptiles, including tortoises, boa constrictors, pythons, crocodiles, lizards and deadly venomous snakes such as cobras, mambas and rattlers. Rare and threatened species, including the Madagascar ground boa, are housed in realistically landscaped glass enclosures.

The Aquarium and Reptile Park at the NZG houses 80 reptile species from all over the world.

The Hartbeespoort Dam Snake and Animal Park near Pretoria features one of the finest reptile collections in southern Africa. It offers seal shows and snake-handling demonstrations.

The Pure Venom Reptile Farm is one of the largest of South Africa's reptile parks. It is inland from Shelly Beach, on KwaZulu-Natal's South Coast.

The CrocRiver Enviro Park in Nelspruit is the largest facility of its type in Africa. The park offers, among other things, turtle, crocodile and fish ponds; the water monitor lizard pond; and the Desert House, in which a desert-like atmosphere has been created, and which is home to the reptile gallery where indigenous and exotic reptiles from all over the world are



displayed.

Khamai Reptile Centre's primary aims are conservation, breeding of endangered reptiles and education. Located outside Hoedspruit in Mpumalanga, it offers a close-up look at many local as well as exotic snakes, crocodiles and lizards.

## Managing environmental resources

### Rhino poaching

For the first time since 2007, the number of rhinos poached fell in 2015. Some 1 175 rhinos were poached – 40 fewer than in 2014. Poaching in Kruger National Park, which is home to somewhere between 8 400 and 9 300 rhinos, has been on the rise. Some 202 poachers were arrested in the park in 2015, and another 115 were arrested just outside it. South Africa is home to an estimated 19 700 rhinos, about 80% of the world's population.

Government continued to strengthen holistic and integrated interventions and explore new innovative options to ensure the long-term survival of the species.

Prevention of rhino poaching included an intensification of anti-poaching actions by SANParks and the police, as well as the South African National Defence Force and provincial conservation and security officials.

South Africa's multi-disciplinary response further included the creation of an intensive protection zone within the Kruger National Park, the introduction and implementation of new technology, pro-active intelligence, improving national, regional and international collaboration, and translocating rhino to safe areas within the country, and in rhino range states.

The DEA has a number of interventions to fight rhino poaching. They include strategic translocation of rhino, increased collaboration between law-enforcement agencies, disruption of criminal syndicates and tightening ports of entry and exit to combat the smuggling of illicitly sourced wildlife parts, including rhino horns. Other interventions include: providing economic alternatives for communities vulnerable to recruitment by poachers and collaboration with range, transit and end-user states.

### Marine pollution and sustainability

South Africa has one of the world's busiest shipping routes and has experienced many oil spills over the years. It is estimated that 80% of the world's tanker traffic passes South Africa's coast.

In South Africa, numerous private bodies are involved in conservation activities. More than 400 organisations concentrate on conservation, wildlife and the general environment, while more than 30 botanical and horticultural organisations concentrate on the conservation of the country's fauna and flora. These include the:

- BirdLife South Africa
- Botanical Society of South Africa
- Centre for Rehabilitation of Wildlife
- Conservation International
- Delta Environmental Centre
- Dolphin Action Protection Group
- EcoLink
- EWT
- Ezemvelo KZN Wildlife
- Green Trust
- Keep South Africa Beautiful
- KwaZulu-Natal Sharks Board
- National Conservancy Association of South Africa
- Peace Parks Foundation
- Southern African Foundation for the Conservation of Coastal Birds
- Trees and Food for Africa
- Wildlife and Environment Society of South Africa
- World Wildlife Fund of South Africa.

The then Department of Environmental Affairs and Tourism developed the National Contingency Plan for the Prevention and Combating of Pollution from Ships, in consultation with the South African Maritime Safety Authority and the Department of Transport. This includes disposing of, recovering or stabilising spilt oil and rehabilitating the environment.

With 80% of marine pollution emanating from land-based activities, the DEA will be implementing the national Programme of Action for land-based sources of pollution, while refining strategies for combating marine pollution from oil spills.

The department has embarked on a process to adopt a new protocol on land-based sources of marine pollution under the amended Nairobi Convention for the Protection, Management and Development of the Marine and Coastal Environment of the Western Indian Ocean.

The department has also developed the Cape Zone Oil Spill Plan.

### Protecting the coastline

To counter illegal activities along the coastline, as well as the country's 1 155 000-km<sup>2</sup> Exclusive Economic Zone (EEZ), the former Department of Environmental Affairs and Tourism boosted its compliance unit with the appointment of more than 80 fishery-control officers and 100 honorary fishery-control officers, after the implementation of the Honorary Fishery-Control

### Officers Policy.

The department took delivery of four environmental-protection vessels as part of measures to protect marine and coastal resources, namely the Lillian Ngoyi, Ruth First, Victoria Mxenge and Sarah Baartman. They patrol up to the 200 nautical-mile limit from the shore and the most remote reaches of the EEZ as well as around the Prince Edward Islands. The vessels also conduct multilateral patrols in the SADC coastal states.

### Operation Phakisa: Oceans Economy

Operation Phakisa was launched in 2014. The project was expected to play a critical role in fast-tracking delivery of the priorities outlined in the NDP. The first phase of implementing Operation Phakisa was led by the DEA. It focused on unlocking the economic potential of South Africa's oceans, which are estimated to have the potential to contribute up to R177 billion to the country's GDP by 2033 compared with R54 billion in 2010.

Operation Phakisa's achievements in 2015/16 include:

- In April 2016, it was announced that government had unlocked investments amounting to about R17 billion in the Oceans Economy.
- In addition, over 4 500 jobs had been created in the various sectors since the inception of Operation Phakisa: Oceans Economy.
- The programme added great impetus in the development of infrastructure: over R7 billion had been allocated by Transnet National Ports Authority to improve the country's ports.
- Of the nine tugboats being built by South African Shipyards for Transnet National Ports Authority in the Port of Durban, two were destined for the Port of Port Elizabeth.
- Two bulk carriers were registered on the South African Ships Register and would be using the Port of Port Elizabeth as home port, providing opportunities for South African crew and cadets. A further registered vessel would be using Cape Town as its home port.
- Work had also continued to refurbish the Port of Durban.
- The Durban Dry Dock Caisson, which allows water to be pumped out of the dock and for work on vessels to occur in the dry, had been installed and floated by January 2016. The dry dock was opened for business. This development represents an investment of R43 million.
- In the Port of Saldanha Bay, which is to be established as an oil and gas hub, work had already commenced on the Offshore Supply Base. This is one of three projects making up a R9,2 billion public-private partnership investment over a five-year period.
- R353 million had been committed in the ports of Durban and Cape Town for boatbuilding infrastructure, creating approximately 355 direct jobs.
- Investments in boatbuilding and a fuel storage facility in the Port of Cape Town, amounting to approximately R3,6 billion, had been committed.
- Operation Phakisa will also be used to develop rural economies through small harbour development, coastal and marine tourism and aquaculture. R80 million had been allocated for the rehabilitation and maintenance of proclaimed fishing harbours in Gansbaai, Saldanha Bay, Struisbaai, Gordons Bay and Lamberts Bay in the Western Cape.
- The establishment of three new harbours in Northern Cape, Eastern Cape and KwaZulu-Natal would also provide opportunities for local and rural economic development.
- In the aquaculture sector, more than R400 million worth of investments, both from the private sector and government, had been committed across 10 aquaculture farms in the Eastern Cape, KwaZulu-Natal, Western Cape and Northern Cape.
- The Siyazama Aquaculture Cooperative in Hamburg sold its first harvest of dusky kob to the Cape Town Fish Market at the V&A Waterfront in Cape Town.
- A total of 12 new aquaculture projects, which included inland provinces such as Mpumalanga and Gauteng, had also been selected. An additional 17 new applications were being processed.
- The South African Marine Research and Exploration Forum was launched. This is an important partnership between the public sector and private sector extractive industries, represented by the Offshore Petroleum South Africa, to exploit the broader research opportunities presented by offshore oil and gas exploration to undertake research, using private sector vessels in the interests of South Africa.
- The establishment of the South African International Maritime Institute based at the Nelson Mandela Metropolitan University. This has been achieved through a R295-million contribution by the National Skills Fund. This institute is responsible for the implementation of all skills development initiatives of the Oceans Economy in Operation Phakisa, under

the leadership of the Department of Higher Education and Training.

- The DEA was in the process of appointing a Nautical Science specialist.

### Vessel monitoring

The department is making it obligatory for fishing vessels to have satellite technology on board so that their movements can be monitored.

Five coastal nations in the SADC have taken the innovative step of linking their vessel-monitoring systems. Angola, Mozambique, Namibia, South Africa and Tanzania have signed a MoU that will allow them to share information about the movement of licensed boats along the southern African coast.

### Strategic Environmental Assessment

In May 2015, the Minister of Environmental Affairs launched the commission of a strategic environmental assessment of shale gas development in South Africa.

The aim of the strategic environmental assessment is to provide an integrated assessment and decision-making framework to enable South Africa to establish effective policy, legislation and sustainability conditions under which shale gas development could occur. The strategic environmental assessment will consider both the exploration and production related activities of shale gas development across different scenarios in a holistic and integrated manner; and will include an assessment of all the material social, economic and biophysical risks and opportunities associated with the industry.

The strategic environmental assessment will be undertaken by a science council consortium, consisting of the Council for Scientific and Industrial Research, SANBI and the Council for Geosciences.

### Chemicals and waste management

South Africa has taken a number of steps to promote environmentally sound management of chemicals and waste throughout the life cycle, including being a party to a range of multilateral environment agreements and an active member in instruments on chemicals and waste. These include the:

- Rotterdam Convention on the Prior Informed Consent Procedure for Certain Hazardous Chemicals and Pesticides in International Trade
- Stockholm Convention on Persistent Organic Pollutants
- Montreal Protocol on Substances that Deplete the Ozone Layer

- Basel Convention on the Control of Transboundary Movement of Hazardous Wastes
- Strategic Approach to International Chemicals Management, which is governed by the International Conference on Chemicals Management.

South Africa had a significant role in the ongoing negotiations concerning the Intergovernmental Negotiating Committee to Prepare a Globally Legally Binding Instrument on Mercury, including research into coal-dependent power/electric stations and the situational analysis of mercury in the country.

To align fragmented legislation, the department established a National Multi-Stakeholder Committee for Chemicals Management to facilitate coordination.

The National Waste Management Strategy has eight key goals:

- promoting waste minimisation, reuse, recycling and recovery of waste
- ensuring effective and efficient delivery of waste services
- growing the contribution of the waste sector to the green economy
- ensuring that people are aware of the impact of waste on their health, well-being and the environment
- achieving integrated waste management planning
- ensuring sound budgeting and financial management for waste services
- providing measures to rehabilitate contaminated land
- establishing effective compliance with and enforcement of the National Environmental Management: Waste Act, 2008.

The department was expected to establish the Waste Management Bureau from 1 April 2016. The bureau will largely work to reduce waste through recycling by monitoring recycling plans and providing specialist services to government and other clients.

These services will carry a fee, as part of the department's revenue generation activities. Some R79.4 million over the medium term has been reprioritised in the Chemicals and Waste Policy, Evaluation and Monitoring subprogramme of the Chemicals and Waste Management programme to fund the establishment and initial operational costs of the bureau.

### Youth Jobs in Waste and Township Greening Projects

These projects are funded by the DEA through its EPIP and aim to contribute towards poverty alleviation while empowering beneficiaries to

participate in the mainstream economy.

The youth will benefit from this project through the formation of self-help groups, which will positively impact on their knowledge of financial literacy and self-empowerment.

The Youth Jobs in Waste initiative is focused on landfill operation and management, planning administration relating to waste collection and planning and undertaking waste awareness campaigns. The people who will be assisting with the activities will be located in the municipalities for a year.

The DEA aims to create eco-friendly greener open spaces that are safe, attractively designed, well managed for the benefit of all our communities as well as promoting maximum use of alternative energy sources and promote an environment that is clean, green and healthy for all.

In 2015/16, the DEA invested over R180 million into the development of 30 buy-back centres, of which 15 had been completed, 10 were under implementation and five were in the planning stages.

The Youth Jobs in Waste programme provided 3 750 job opportunities of which 2 213 benefited women and 78 benefited people with disabilities.

## Recycling

The National Recycling Forum (NRF) is a non-profit organisation created to promote the recovery and recycling of recyclable materials in South Africa.

Members of the NRF include representatives of:

- the formal recycling industry in South Africa
- government departments
- regional recycling forums
- local government-based organisations
- local government utilities and co-opted advisory members

To promote the interests of its members and the formal recycling industry in South Africa, the NRF:

- provides a national communication forum for key players in the field of recycling
- interacts with central and provincial government to encourage the recycling of glass, paper, plastics, tin-plate steel, used oil and electrical and electronic waste
- facilitates the formation of regional forums that draw their memberships from enthusiastic and interested volunteers as well as small recyclers, in the major centres of South Africa
- encourages the establishment of buy-back centres and drop-off points through the activities of its members in the various centres.

Collect-a-can, one of the oldest recycling initiatives in South Africa, has been instrumental in creating a culture of recycling in South Africa. It has obtained local and international acclaim for its contribution towards protecting the environment, as well as its significant contribution to job creation and poverty alleviation.

Collect-a-Can has introduced millions of school children to the idea of caring for the environment through its schools competition.

Recycling has been valued at a contribution of as much as R50 billion to the South African economy. In effect, waste is now a renewable resource and not something to throw away.

## Climate change and air-quality management

South Africa is making steady progress in implementing the National Climate Change Response Policy, despite having to balance its economic aspirations and environmental protection.

Government continues to engage actively and meaningfully in international climate change negotiations, specifically with the UNFCCC.

The policy implementation actions and activities flowing from this include the analysis of mitigation potential in key economic sectors as the basis for the establishment of desired emission reduction outcomes, and defining the optimal mix of measures for achieving those outcomes, with the greatest benefit and least cost to the economy.

Air quality remains an important and challenging environmental issue in South Africa.

Technical and legislative tools have been developed to roll-out and monitor the implementation of national environmental management including the:

- National Framework for Air Quality Management
- air quality model by-laws
- Air-Quality Management Planning Manual
- National Ambient Air-Quality Standards and Listed Activities and the Minimum Emission Standards.

Several of these tools were under review accelerate the ongoing implementation of the AQa of 2004.

The South African Air-Quality Information System (Saaqis) contains the latest updated data on locations and can give the status of air quality or pollution for a specific day and time on its website: [www.saaqis.org.za](http://www.saaqis.org.za).

A number of air-quality monitoring stations, mostly in Mpumalanga, eThekweni Municipality, the City of Johannesburg and the City of

Tshwane, report to Saaqis.

South Africa reached legally binding climate change agreement at the 21st Conference of the Parties to the UNFCCC in Paris, France in December 2015.

The agreement was the culmination of a four-year negotiation process that was initiated in Durban in 2011 at the 17th Conference of the Parties to the UNFCCC.

The conclusion to the Durban Mandate, which was to develop a protocol, legal instrument or an agreed outcome with legal force, under the convention, by no later than 2015, will see the new agreement come into effect from 2020.

In April 2016, South Africa joined leaders from across the globe in signing the Paris Agreement at the UN in New York. South Africa is committed to ensuring that we continue to play a positive role in the building of a low-carbon, jobcreating and pro-development green economy.

## Environmental impact management

South Africa's environmental impact assessment (EIA) regulations are:

- streamlining the EIA process
- introducing an approach where impact on the environment gets more attention
- introducing a listing notice dedicated to activities planned for predefined sensitive areas.

The Environmental Assessment Practitioners' (EAP) Association of South Africa aims to:

- achieve effective quality assurance in environmental assessment practice in South Africa
- promote the empowerment of black and female professionals within the environmental assessment field
- encourage continued professional development for EAPs
- promote awareness of the purpose and practice of environmental assessment in South Africa.

The DEA has a new and improved EIA and management approach. In addition, the department is using alternative approaches to environmental impact management.

The department is already fully integrating waste and EIA.

## Aquaculture

Government showed its dedication to aquaculture with the launch of Operation Phakisa in July 2014. The operation will look to unlock the growth potential of the country's coastline, which is in line with the NDP.

It will also implement policies and programmes faster and more effectively. As a result, it can unlock the ocean's potential to contribute up to R177 billion to the country's GDP and create as many as one-million direct jobs.

Aquaculture is a big part of that plan and government recognises the industry as a way of contributing to food security since it has shown strong growth of 6,5% a year. Operation Phakisa will look to grow all segments of the aquaculture industry, especially by creating jobs within processing and marketing.

Despite aquaculture's advantages, the wild capture sector remains fishery's biggest contributor. According to the WWF-SA, wild capture fisheries include commercial, recreational and subsistence fisheries. It estimated about 500 000 people fished recreationally in South Africa. Commercially caught line fish was about 16 000 tons, which placed pressure on fish resources.

## National Environmental Impact Assessment and Management Strategy (EIAMS)

The EIAMS consists of voluntary and regulated instruments where:

- regulated EIAs are used only when it is the most appropriate tool
- EIAM occurs within the strategic context of environmentally informed spatial instruments, sector strategies and policies
- authorities have enough capacity with skilled and experienced officials
- other stakeholders have the capacity and skills to ensure maximum impact on the effectiveness and efficiency of the strategy
- government regulatory processes have been integrated and aligned
- government, EAPs, developers, and the community are equally committed to making it work.

## 4x4 regulations

The Strategy Towards Co-Regulation of the Off-Road Sector in South Africa is aimed at minimising the impact of off-road driving on the environment by giving direction to off-road users and owners to develop and use inland routes in sensitive areas responsibly. The strategy applies to the inland recreational use of off-road vehicles, including two-wheel, three-wheel and four-wheel vehicles, which include 2x4 and 4x4 motor vehicles, quad bikes and motorbikes.

A key outcome of the strategy was the development, drafting and implementation of national norms and/or standards, with a



supportive enabling legislative framework, to facilitate environmental compliance, responsible tourism and the longterm sustainability of the offroad industry.

The banning of off-road vehicles in coastal zones has enabled several shore-breeding birds, especially the Damara tern and the African black oystercatcher, to breed successfully on beaches again. The number of loggerhead and leatherback turtles hatching successfully on KwaZulu-Natal's northern beaches has also increased since the ban was enforced.

### Coastal management

The ocean covers three quarters of the Earth, hence the importance of its protection. The DEA recognises the challenges regarding the management of ocean spaces in South Africa's adjacent ocean areas.

Of the 200 estuaries found along the South African coast, 25% are in a degraded state. This is due to inappropriate developments along the banks of estuaries and in their catchment areas. The department is focusing its attention proactively on these degraded systems and prioritising developing management plans to improve the functioning of estuaries in associated hinterlands.

The Buoy Oceans Monitoring System, which provides information on the state of the oceans at Storms River in the Tsitsikamma National Park, is the first in a series of observation and monitoring platforms, which will form the basis of the South African National Oceans and Coastal Monitoring System. The DEA reviewed the Recreational Water Quality Guidelines for Coastal Waters intending to develop effective early warning systems to pre-empt the catastrophic impacts of possible hazards.

### Erosion and desertification

According to the UN Environment Programme, desertification affects 900 million people in 99 countries with 24 million tons (Mt) of topsoil being lost to erosion annually. The resultant land degradation costs Africa about US\$9 billion every year.

Most South African soil is unstable. The country loses an estimated 500 Mt of topsoil annually through erosion caused by water and wind.

About 81% of South Africa's total land area is farmed. However, only 70% of this area is suitable for grazing. Overgrazing and erosion diminish the carrying capacity of the veld and lead to land degradation. This process has already claimed more than 250 000 ha of land

in South Africa.

South Africa is a signatory to the UN Convention to Combat Desertification (UNCCD). Its main objectives include cooperation between governments, organisations and communities to accomplish sustainable development, especially where water resources are scarce.

South Africa also acts as the coordinator for the Valdivia Group for Desertification.

The group consists of Argentina, Australia, Brazil, Chile, New Zealand, South Africa and Uruguay. The aim is, among other things, to foster scientific and technological cooperation.

South Africa has introduced legislation such as the NEMBA of 2004 to promote the conservation of biodiversity, and fight desertification and land degradation.

As part of the UN international campaign to address global environmental deterioration and in particular, combat dry land degradation, which affects up to one-quarter of the world's land surface, the UN has designated 17 June as the WDCD. The theme of 2015's WDCD was attainment of food security for all through sustainable food systems. With the slogan "No such thing as a free lunch. Invest in healthy soil", the WDCD highlighted the benefits of mainstreaming sustainable land management policies and practices into collective response to climate change.

### Biodiversity

South Africa is home to some 24 000 species, around 7% of the world's vertebrate species, and 5,5% of the world's known insect species (only about half of the latter have been described).

In terms of the number of endemic species of mammals, birds, reptiles and amphibians found in South Africa the country ranks as the fifth richest in Africa and the 24th richest in the world.

Marine biodiversity is also high, with more than 11 000 species found in South African waters, which is about 15% of global species. More than 25% of these species (or 3 496 species) are endemic to South Africa, many of which are threatened, especially in river ecosystems (82%) and estuaries (77%).

South Africa ratified the Nagoya Protocol on Access to Genetic Resources and the Fair and Equitable Sharing of Benefits Arising from their Utilisation to the Convention on Biological Diversity, popularly referred to as the Nagoya Protocol on ABS. The Nagoya Protocol is a legally binding agreement outlining a set of terms prescribing how one country will gain access to another country's genetic resources and how the benefits derived will be shared.

The aim of the National Biodiversity and Business Network is to assist businesses from various sectors to integrate and mainstream biodiversity issues into their strategies and operations.

Government and businesses are realising that the economic and social development of the country depends on healthy ecosystems and biodiversity. The South African NDP: Vision 2030 confirms that national economic growth depends on the environmental sustainability of the country's proposed development path.

South Africa is the third most biodiverse country in the world, after Indonesia and Brazil. These countries harbour most of the Earth's species and collectively accommodate more than two thirds of global biodiversity.

South Africa is a signatory to several biodiversity-related multilateral agreements such as the:

- Convention on Biological Diversity Cartagena Protocol on Biosafety
- Ramsar Convention
- [Convention on International Trade in Endangered Species of Wild Fauna and Flora \(CITES\)](#)
- UNCCD
- Convention on Migratory Species.

The National Biodiversity Strategy and Action Plan (NBSAP) is aimed at establishing a framework and plan of action for the conservation and sustainable use of South Africa's biodiversity and the equitable sharing of benefits derived from this use.

A scientific, systematic biodiversity assessment for the country was carried out in 2004 to spatially support the NBSAP, titled the National Spatial Biodiversity Assessment (NSBA).

The NSBA was updated in 2012, forming the National Biodiversity Assessment, 2011, with many significant findings requiring conservation action.

The implementation plan, effective until 2017, gives further impetus to the fight against wildlife crimes, particularly rhino poaching.

The National Biodiversity Framework (NBF), published in 2009, provides a framework to coordinate and align the efforts of the many organisations and individuals involved in conserving and managing South Africa's biodiversity, in support of sustainable development. The NBF is a requirement of the NEMBA of 2004.

Three internationally recognised biodiversity hotspots are found in South Africa. They are the:

- Cape Floral Kingdom (equivalent to the fynbos biome)

- Succulent Karoo (shared with Namibia)
- Maputaland-Pondoland-Albany Centre of Plant Endemism, which stretches from the Albany Centre in the Eastern Cape, through the Pondoland Centre of Plant Endemism and KwaZulu-Natal, and the eastern side of Swaziland, into southern Mozambique and Mpumalanga.

The Succulent Karoo Biome is one of only two arid biodiversity hotspots in the world, the other being the Horn of Africa.

There are eight major terrestrial biomes, or habitat types, in South Africa, which are divided into 70 veld types.

## National biodiversity biomes

### Savanna Biome

The Savanna Biome is the largest biome in southern Africa, occupying 46% of its area, and over a third of South Africa. It is an area of mixed grassland and trees, generally known as bushveld.

In the Northern Cape and Kalahari sections of this biome, the most distinctive trees are the camel thorn (*acacia erioloba*) and the camphor bush (*tarchonanthus camphoratus*).

In Limpopo, the portly baobab (*adansonia digitata*) and the candelabra tree (*euphorbia ingens*) dominate. The central bushveld is home to species such as the knob thorn (*acacia nigrescens*), bushwillow (*combretum spp.*), monkey thorn (*acacia galpinii*), mopani (*colophospermum mopane*) and wild fig (*ficus spp.*). In the valley bushveld of the south, euphorbias and spekboom trees (*portulacaria afra*) dominate.

Abundant wild fruit trees provide food for many birds and animals in the Savanna Biome. Grey loeries, hornbills, shrikes, flycatchers and rollers are birds typical of the northern regions.

The subtropical and coastal areas are home to Knysna loeries, purple-crested loeries and green pigeons. Raptors occur throughout the biome. The larger mammals include lion, leopard, cheetah, elephant, buffalo, zebra, rhino, giraffe, kudu, oryx, waterbuck and hippopotamus.

About 8,5% of the biome is protected. The Kruger National Park, Kgalagadi Transfrontier Park, Hluhluwe-Umfolozo Park, iSimangaliso Wetlands Park and other reserves lie in the Savanna Biome.

### Nama-Karoo Biome

The Nama-Karoo is the third largest biome in South Africa, covering about 20,5% of the country or more than 260 000 km<sup>2</sup>. It stretches across the vast central plateau of the western half of the country. This semi-desert receives

little rain in summer.

Rainfall varies from about 200 mm a year in the west to 400 mm a year in the north-east. Summer is very hot and winter is very cold with frequent frost.

Most of the plants are low shrubs and grass. Many plants are deciduous. Trees such as the sweet thorn (*acacia karoo*) are usually only found along rivers or on rocky hillsides.

Common animals include the bat-eared fox, ostrich, spring hare, tortoises and brown locust. The riverine rabbit is a threatened species found in the Nama-Karoo Biome.

This biome includes the Namaland area of Namibia, and the central Karoo area of South Africa.

Because of low rainfall, rivers are non-perennial. Cold and frost in winter and high temperatures in summer demand special adaptation by plants.

Only 1% of the Nama-Karoo Biome falls within officially protected areas, of which the Karoo and Augrabies national parks are the largest.

Overgrazing and easily eroded soil surfaces are causing this semi-desert to advance slowly on the neighbouring savanna and grassland biomes.

### Grassland Biome

The Grassland Biome is the second largest biome in South Africa, covering an area of 339 237 km<sup>2</sup> and occurring in eight of South Africa's nine provinces. It is one of the most threatened biomes in South Africa, with 30% irreversibly transformed and only 1,9% of the biodiversity target for the biome formally conserved.

The Grassland Biome provides essential ecosystem services, such as water production and soil retention necessary for economic development. It holds important biodiversity of global and domestic significance and value.

Trees are scarce and found mainly on hills and along riverbeds. Karee (*rhus lancea*), wild currant (*rhus pyroides*), white stinkwood (*celtis africana*) and several acacia species are the commonest.

The Grassland Biome has the third largest number of indigenous plant species in the country.

Eight mammal species endemic to South Africa occur in the wild in this biome.

The area is internationally recognised as an area of high species endemism for birds. The black korhaan, blue crane and guinea-fowl are among the birds found in the area.

### Succulent Karoo Biome

The Succulent Karoo Biome covers a flat to gently undulating plain, with some hilly and

“broken” veld, mostly situated to the west and south of the escarpment, and north of the Cape Fold Belt.

One of the natural wonders of South Africa is the annual blossoming of the Namaqualand wild flowers (mainly of the family asteraceae), which transforms the semi-desert of the Northern Cape into a fairyland. After rain, the drab landscape is suddenly covered with a multicoloured carpet of flowers (from August to October, depending on the rainfall). This is a winterrainfall area with extremely dry and hot summers. Succulents with thick, fleshy leaves are plentiful. Most trees have white trunks to reflect the heat.

The quiver tree (*aloe dichotoma*) and the human-like elephant's trunk (*pachypodium namaquanum*) are prominent in the Richtersveld. Grass is scarce.

The animal life is similar to that of the neighbouring Fynbos and Nama-Karoo biomes.

The biome includes 2 800 plant species at increased risk of extinction.

### Fynbos Biome

The Fynbos Biome is one of the six accepted floral kingdoms of the world. This region covers only 0,04% of the Earth's land surface.

Fynbos, which is found mainly in the Western Cape, is the name given to a group of ever-green plants with small, hard leaves (such as those in the Erica family). It is made up mainly of the protea, heathers and restio, than 8 500 kinds, of which more than 6 000 are endemic).

The Fynbos Biome is famous for the protea, which is South Africa's national flower. The biome also contains flowering plants now regarded as garden plants, such as freesia, tritonia, sparaxis and many others.

Protected areas cover 13,6% of the Fynbos Biome and include the Table Mountain and Agulhas national parks.

This biome is not very rich in bird and mammal life, but does include the endemic Cape grysbok, the geometric tortoise, the Cape sugarbird and the protea seed-eater. Baboon, honey-badgers, caracal, the buck and several types of eagle and dassies are found in the mountains.

### Forest Biome

South Africa's only significant natural forests are those of Knysna and Tsitsikamma in the Western and Eastern Cape respectively. Other reasonably large forest patches that are officially protected are in the high-rainfall areas of the eastern escarpment (Drakensberg mountains), and on the eastern seaboard. Forest giants such as yellowwood (*podocarpus spp.*), ironwood

(*olea capensis*) and lemonwood (*xymalos monospora*) dominate.

The indigenous forests are a magical world of ferns, lichens and colourful forest birds such as the Knysna loerie, the endangered Cape parrot and the rameron pigeon. Mammals include the endangered samango monkey, bushpig, bushbuck and the delicate blue duiker.

### Thicket Biome

The Thicket Biome is the second smallest biome in South Africa, and is known for its high biodiversity. Subtropical thicket ranges from closed shrubland to low forest, dominated by evergreen succulent trees, shrubs and vines.

It is often impenetrable and has little herbaceous cover. Roughly 20% of the species found there are endemic to the Thicket Biome.

The Thicket Biome, which is predominantly in the Eastern Cape, supports four species of tortoise: the leopard tortoise (*geochelone pardalis*), angulate tortoise (*chersina angulata*), tent tortoise (*psammobates tentorius*) and parrot-beaked tortoise (*homopus areolatus*).

### Desert Biome

True desert is found under very harsh environmental conditions, which are even more extreme than those found in the Succulent Karoo and the Nama-Karoo biomes. The climate is characterised by summer rainfall, but also by high levels of summer aridity. Rainfall is highly variable from year to year. Desert is found mostly in Namibia, although it does occur in South Africa in the lower Orange River Valley.

The vegetation of the Desert Biome is characterised by the dominance of annual plants (often annual grasses). This means that after a rare season of abundant rain, the desert plains can be covered with a sea of short annual grass, whereas in drier years, the plains appear bare with annual plants persisting in the form of seeds.

Perennial plants are usually encountered in specialised habitats associated with local concentrations of water from broad drainage lines or washes. Nearer the coast, coastal fog also governs the distribution of certain species commonly associated with the desert.

The Desert Biome incorporates abundant insect fauna, which includes many tenebrionid beetles, some of which can use fog water. There are also various vertebrates, including reptiles, springbok, ostrich, gemsbok, snakes and geckos.

Some areas in this Biome are formally protected in the Richtersveld National Park.

## International cooperation Benguela Current Large Marine Ecosystem (BCLME)

The BCLME is regarded as one of the richest ecosystems on Earth, with ecosystem goods and services estimated to be worth at least US\$54,3 billion a year. Offshore oil and gas production, marine diamond mining, coastal tourism, commercial fishing and shipping are some of the most important industrial activities that take place in the region.

The accord, signed in Angola, is a formal agreement between Angola, Namibia and South Africa that seeks to provide economic, environmental and social benefits for the three countries.

The Benguela Current Commission is a permanent intergovernmental organisation, with a mandate to promote the long-term conservation, protection, rehabilitation, enhancement and sustainable use of the BCLME.

South Africa has signed several international conventions, treaties, protocols and other agreements supporting the principles of sustainable development including the:

- Convention on Biological Diversity (ratified in 1995)
- Cartagena Protocol on Biosafety (South Africa became a party in 2003)
- Kyoto Protocol (signed in 2003)
- UNCCD
- World Heritage Convention (ratified in 1997)
- Convention on Wetlands of International Importance (Ramsar Convention) (ratified in 1975)
- Convention on the Conservation of Migratory Species (acceded in 1991).

## UN Framework Convention on Climate Change

South Africa ratified the UNFCCC in 1997. The UNFCCC is aimed at:

- implementing urgent action, from 2013 to 2020, including the adoption of a second commitment period under the Kyoto Protocol and a number of institutional mechanisms such as the Green Climate Fund
- acknowledging the inadequate commitments to reduce emissions made thus far; a work programme was agreed upon to increase pre-2020 levels of ambition
- action for the future with the negotiation of a legal agreement for the period beyond 2020.

The UNFCCC entered into force in 1994. The Conference of the Parties (COP) to the UNFCCC meets annually to assess progress in dealing with climate change. The COP is

the supreme body of the convention and is its highest decision-making authority.

With 195 parties, the UNFCCC has near universal membership and is the parent treaty of the 1997 Kyoto Protocol. The Kyoto Protocol has been ratified by 193 of the UNFCCC parties.

Under the protocol, 37 states, consisting of highly industrialised countries and those making the transition to a market economy, have legally binding emission limitation and reduction commitments.

The ultimate objective of both treaties is to stabilise greenhouse-gas (GHG) concentrations in the atmosphere at a level that will prevent dangerous human interference with the climate system.

The launch of negotiations to shape the new global climate change agreement and first discussions on how to raise ambition took place at the UNFCCC in Bonn in May 2012, which prepared decisions for adoption at the UNFCCC in Qatar later in 2012.

South Africa played a leading role at COP 21 in Paris, as the Chair of the Group of 77 and China, a group of 134 developing countries that are worst affected by climate change.

### UN Commission on Sustainable Development (CSD)

The UN CSD was established by the UN General Assembly in December 1992 to ensure effective follow-up of the UN Conference on Environment and Development, also known as the Earth Summit.

From its inception, the CSD was highly participatory in structure and outlook, by engaging in its formal proceedings a wide range of official stakeholders and partners through innovative formulae.

### Convention on International Trade in Endangered Species of Wild Fauna and Flora

South Africa was a founding member of the CITES Treaty, which was adopted on 3 March 1973, but only came into force on 1 July 1975.

Signed by 149 countries, CITES is an international agreement between governments to protect endangered species against over-exploitation through regulations regarding imports and exports and in some cases prohibiting trade.

CITES was drafted as a result of a resolution adopted in 1963 at a meeting of members of the IUCN. CITES accords varying degrees of protection to more than 30 000 animals and plant species, whether they are traded as live

specimens, fur coats or dried herbs.

South Africa hosted the 17th CITES (COP17) from 24 September 2016 to 5 October 2016 at the Sandton Convention Centre in Johannesburg.

South Africa demonstrated commitment to the sustainable utilisation of natural resources in contributing to socio-economic development of poor and rural communities as part of the development agenda of government.

### Montreal Protocol on Substances that Deplete the Ozone Layer

In 2015, parties to the Montreal Protocol on Substances that Deplete the Ozone Layer celebrated the International Day for the Preservation of the Ozone Layer under the theme: "Ozone: All there is between you and UV".

The International Ozone Day is an annual event that commemorates the date of the signing the Montreal Protocol in 1987. South Africa, which became a signatory to the Montreal Protocol in 1990, has phased out CFCs, halons, methyl chloroform and carbon tetrachloride.

South Africa was able to meet the target of reducing HCFC consumption by 10% in 2015, which meant that the country remains in compliance with the requirements of the Montreal Protocol.

### World Summit on Sustainable Development

At the UN World Summit on Sustainable Development Goals (SDGs) 2030 held in September 2015, world leaders adopted the 17 SDGs of the 2030 Agenda for Sustainable Development. Over the next 15 years, with these new goals that universally apply to all, countries will mobilise efforts to end all forms of poverty, fight inequalities and tackle climate change, while ensuring that no one is left behind.

The SDGs build on the success of the Millennium Development Goals and aim to go further to end all forms of poverty. The new goals are unique in that they call for action by all countries, poor, rich and middle-income to promote prosperity while protecting the planet.

The 17 SDGs are as follows:

- Goal 1: End poverty in all its forms everywhere
- Goal 2: End hunger, achieve food security and improved nutrition and promote sustainable agriculture
- Goal 3: Ensure healthy lives and promote well-being for all at all ages
- Goal 4: Ensure inclusive and equitable quality education and promote lifelong learning opportunities for all
- Goal 5: Achieve gender equality and empower



- all women and girls
- Goal 6: Ensure availability and sustainable management of water and sanitation for all
  - Goal 7: Ensure access to affordable, reliable, sustainable and modern energy for all
  - Goal 8: Promote sustained, inclusive and sustainable economic growth, full and productive employment and decent work for all
  - Goal 9: Build resilient infrastructure, promote inclusive and sustainable industrialisation and foster innovation
  - Goal 10: Reduce inequality within and among countries
  - Goal 11: Make cities and human settlements inclusive, safe, resilient and sustainable
  - Goal 12: Ensure sustainable consumption and production patterns
  - Goal 13: Take urgent action to combat climate change and its impacts
  - Goal 14: Conserve and sustainably use the oceans, seas and marine resources for sustainable development
  - Goal 15: Protect, restore and promote sustainable use of terrestrial ecosystems, sustainably manage forests, combat desertification, and halt and reverse land degradation and halt biodiversity loss
  - Goal 16: Promote peaceful and inclusive societies for sustainable development, provide access to justice for all and build effective, accountable and inclusive institutions at all levels
  - Goal 17: Strengthen the means of implementation and revitalise the Global Partnership for Sustainable Development.

### **UN Conference on Sustainable Development (Rio+20)**

Rio+20 refers to the UN Conference on Sustainable Development which took place in Rio de Janeiro, Brazil, in June 2012. The meeting took place 20 years after the landmark 1992 Earth Summit in Rio, when more than 108 heads of State agreed to work together to develop national strategies to reduce carbon emissions, stabilise GHG, protect forests from destruction, and pay for their share of the damage caused to the Earth through pollution.

At the Rio+20 talks 50 of the 193 member states of the UN launched new energy strategies, and private investors pledged more than US\$50 billion to carry out the goal of doubling the share of global renewable energy and the rate of energy efficiency improvement by 2030.

South Africa Yearbook 2015/16

# Finance



National Treasury's legislative mandate is based on chapter 13, section 216(1) of the Constitution of the Republic of South Africa of 1996, which calls for the establishment of a national treasury to ensure transparency, accountability and sound financial controls in the management of the country's public finances. This role is further elaborated in the Public Finance Management Act (PFMA), 1999 (Act 1 of 1999). The department is mandated to:

- promote national government's fiscal policy and the coordination of its macroeconomic policy;
- ensure the stability and soundness of the financial system and financial services coordinate intergovernmental financial and fiscal relations;
- manage the budget preparation process;
- enforce transparency and effective management in respect of revenue and expenditure, assets and liabilities, public entities, and constitutional institutions.

The Medium Term Budget Policy Statement (MTBPS) is a government policy document that communicates to Parliament and the country the economic context in which the forthcoming budget will be presented, along with fiscal policy objectives and spending priorities over the three-year expenditure period.

The MTBPS is an important part of South Africa's open and accountable budget process. It empowers Parliament to discuss and shape government's approach to the budget.

The Money Bills Amendment Procedure and Related Matters Act, 2009 (Act 9 of 2009) requires government to table the MTBPS in Parliament at least three months before the national budget is presented.

In the 2015/16 financial year, electricity constraints, weak business confidence and low household demand limited growth.

Without a stronger effort to overcome domestic constraints and speed up the pace of structural change, South Africa will not be able to substantially reduce unemployment, poverty and inequality.

In 2015, government took two crucial steps to adapt to this low-growth world. It identified the broad structural reforms needed to put the economy on a much higher growth path.

It also reduced South Africa's vulnerability by implementing fiscal policy measures to maintain the health of the public finances.

Continuing to make social progress and building a more competitive economy, however, will require more rapid implementation of the National Development Plan (NDP), a

stabilisation of public debt, greater efficiency in public spending, and a sustainable approach to public-sector remuneration.

Creating work and improving education to eliminate poverty and build a more equitable society are at the heart of the long-term reforms set out in the NDP.

The 2015 MTBPS built on the commitments made in 2014 to stabilise debt levels and improve the effectiveness of spending. A long-term fiscal guideline will align spending growth closely with gross domestic product (GDP) growth, ensuring that all South Africans can enjoy the benefits of future economic expansion.

South Africa's GDP grew by 1,3% in 2015, down from 1,5% in 2014 and 2,2% respectively.

The nominal GDP was estimated at R3 991 billion for 2015 and R194 billion more than in 2014. The main contributors to the increase in economic activity in 2015 were finance, real estate and business services, the mining and quarrying, and the wholesale, retail and motor trade, catering and accommodation industry.

A negative contribution was recorded by the agriculture, forestry and fishing industry. Agriculture decreased by R1 billion to R83 billion.

The economic activity in the agriculture, forestry and fishing industry reflected negative growth of 14,0% due to decreases in the production of field crops and forestry.

## Entities

A total of 17 entities report to the Minister of Finance through governance arrangements that give them autonomy but also enable them to align their strategies with government policy. Seven of these entities – the South African Revenue Service (SARS), the Office of the Tax Ombud (OTO), the Financial Intelligence Centre (FIC), the Accounting Standards Board, the Cooperative Banks Development Agency, the Financial and Fiscal Commission (FFC) and the Independent Regulatory Board for Auditors – receive transfers from National Treasury.

The remaining 10 are self-funded and generate their own revenue – the Financial Services Board (FSB), the Financial Advisory and Intermediary Services Ombud (FAIS Ombud), the Office of the Pension Fund Adjudicator, the Government Pensions Administration Agency, the Government Employees Pension Fund, the Development Bank of Southern Africa (DBSA), the Public Investment Corporation (PIC), the Land and Agricultural Development Bank of South Africa (Land Bank), South African Airways (SAA) and the South African Special Risks Insurance Association (SASRIA). Each entity

develops and reports on its own strategic and corporate plan.

## Domestic demand

Household consumption grew by 1,6% in the first half of 2015, supported by lower petrol and food prices. However, the overall outlook is subdued, with consumer confidence below its long-term average. Employment growth remains weak. Credit conditions appear to have tightened, with both supply and demand for household credit shrinking.

Lower inflation has provided consumers with some respite. Consumer price index (CPI) inflation eased to 4,5% over the first eight months of 2015, from 6,1% in 2014, largely as a result of lower petrol prices.

Core inflation, which represents the long-run trend of the price level and excludes temporary shocks, was unchanged at 5,7% over the same period. Most upward pressure in core inflation has been generated by utilities, medical aid and education.

## Funding the contribution to the New Development Bank

In 2015, government proposed to use R2 billion from its sale of Vodacom shares for South Africa's initial capital contribution to the New Development Bank (NDB).

The share sale was expected to yield total receipts of R25,4 billion, of which R23 billion has been provided to recapitalise Eskom.

The purpose of the NDB is to mobilise resources for infrastructure and sustainable development projects in BRICS (Brazil, Russia, India, China, South Africa) and other developing countries.

The bank's headquarters are in Shanghai and the first regional office was expected to be established in Johannesburg. Initially, BRICS countries would be the only members, each with a shareholding of US\$10 billion and equal voting power.

Subscribed capital was made up of 20% paid-in capital and 80% callable capital. In time the bank would be open to all members of the United Nations.

## Jobs Fund

The Jobs Fund, launched in June 2011, aims to co-finance projects by public, private and non-governmental organisations that will significantly contribute to job creation.

This involves the use of public money to catalyse innovation and investment on behalf of a range of economic stakeholders in activities

that contribute directly to enhanced employment creation in South Africa.

By 31 March 2016, the Jobs Fund had allocated R5,5 billion in grant funding to 105 projects, disbursed R3,2 billion to implement portfolio projects and leveraged R6,4 billion in matched funding from project partners.

These projects reportedly created 73 698 new permanent jobs; placed 40 641 individuals in permanent positions; created 17 642 short-term jobs, and trained 148 782 beneficiaries.

## Budget framework

In the budget framework tabled in February 2015, a consolidated deficit of 3,9% of GDP was projected for 2015/16, falling to 2.5% in 2017/18.

Consolidated non-interest expenditure was expected to rise from R1.1 trillion in 2015 to R1.4 trillion in 2017/18, which is an average real increase of 2.1% a year. The share of personnel compensation was projected to remain at around 40% of non-interest spending. Interest on state debt was set to rise from R115 billion in 2015 to R153 billion in 2017/18.

Cost-containment and reprioritisation measures were expected limit growth in allocations for goods and services to 5% a year. Spending on catering, entertainment and venues was budgeted to decline by 8% a year, travel and subsistence was expected to be cut back by 4% a year, in real terms.

Allocations for critical items such as school books and medicine, for police vehicles' fuel and for maintenance of infrastructure, was projected to grow faster than inflation.

The budget framework included an unallocated contingency reserve of R5 billion in 2016, R15 billion in 2016/17 and R45 billion in 2017/18. This could allow for new spending priorities to be accommodated in future budgets.

It took into account that the economic outlook was uncertain and that both weaker growth and rising interest rates were possible over the period ahead. Over the next three years, the total amount of money owed by government was projected to increase by about R550 billion to R2.3 trillion in 2017/18.

Redemptions on debt issued over the past decade would add R190 billion to the medium term borrowing requirement. Net loan debt of the national government was expected to stabilise at less than 45% of GDP in three years' time.

## Medium Term Strategic Framework 2014-2019

The MTSF is structured around 14 priority outcomes, covering the focus areas identified in

the NDP, namely:

- Quality basic education.
- A long and healthy life for all South Africans.
- Safety, and sense of safety, for all people in South Africa.
- Decent employment through inclusive growth.
- A skilled and capable workforce to support an inclusive growth path.
- An efficient, competitive and responsive economic infrastructure network.
- Vibrant, equitable, sustainable rural communities contributing towards food security for all.
- Sustainable human settlements and improved quality of household life.
- A comprehensive, responsive and sustainable social protection system.
- Responsive, accountable, effective and efficient local government.
- Protected and enhanced environmental assets and natural resources.
- An efficient, effective and development-oriented public service.
- A diverse, socially cohesive society with a common national identity.
- A better South Africa contributing to a better Africa and a better world.

## **Sustaining social progress**

Creating work and improving education to eliminate poverty and build a more equitable society are at the heart of the long-term reforms set out in the NDP.

Yet despite continuing economic and social hardship, the lives of millions of South Africans have improved markedly over the past decade.

Access to social infrastructure – formal housing, potable water, sanitation and electricity – has increased substantially. Social grants continue to make a meaningful contribution to reducing extreme poverty. With 15% of the budget going to public education, there is universal access to basic education.

Enrolments in early childhood development and post-school education continue to expand. Life expectancy at birth for 2015 was estimated at 60,6 years for males and 64,3 years for females, as public health interventions limit the consequences of the HIV and AIDS pandemic.

Child mortality has been halved over the past decade, and there has been a substantial reduction in cases of severe malnutrition among children.

These achievements were made possible by government's sustainable approach to allocating public funds. Good fiscal planning supports government's ability to act on its constitutional

mandate to realise fundamental social and economic rights in a progressive and affordable manner.

Over the past decade, public spending has doubled in real terms, funding a large expansion of social and capital budgets.

The proposed medium-term fiscal framework was expected to enable government to continue supporting social and economic development in a weak economic environment.

## **Economic development**

Government support through the budget for economic development is wide-ranging, as it seeks to diversify growth and broaden participation.

Innovation and technology changes are at the heart of this development strategy. Support for the oceans economy was allocated R296 million in 2015 over the next three years. This is expected to enhance climate change research and management of ocean resources.

South African science and technology also continues to benefit from the country's leading role in the Square Kilometre Array astronomy partnership, which will spend approximately R2.1 billion over the next three years.

Some R2.7 billion has been allocated over the medium term under the Mineral Policy and Promotion programme to promote investment in mining and petroleum beneficiation projects.

A total of R108 million was allocated for research and regulatory requirements for licensing shale gas exploration and hydraulic fracturing.

Government continues to strengthen support for agricultural development and trade. The projected conditional allocation to provinces over the medium term is R7 billion. Access to finance by emerging farmers would be expanded, in collaboration with the Land Bank.

Since the inception of the recapitalisation and development programme in 2008, 1 459 farms have been supported and 4,3 million hectares acquired for redistribution.

A further 1,2 million hectares will be acquired over the next three years, and R4.7 billion is allocated for recapitalisation and development of farms.

## **International Development and Cooperation**

The International Development Cooperation (IDC) unit is responsible for coordinating, mobilising and managing official development assistance (ODA). The IDC enhanced ODA coordination through continuous engagements



with development partners on various platforms, including annual consultations, high-level bilateral meetings and official visits.

Within government departments, the IDC has enhanced coordination by organising national and provincial ODA coordinators' forums, and has facilitated greater accountability and transparency by reporting on ODA programmes to the budget-allocation decision-making process.

Through a series of community practice sessions and manuals, the unit has also developed capacity within line departments to report on and manage ODA programmes.

### Combating corruption

Prevention of fraud and corruption remains high on the agenda of National Treasury. The establishment of an anticorruption database which will improve fraud profiling and proactively reduce the risk of fraud has further enhanced the unit's functionality.

National Treasury uses a two-step approach to vet its employees, which forms part of prevention of fraud and corruption. All candidates who attend interviews are pre-screened, followed by a full vetting process.

In the 2015/16 financial year, the target for vetting of employees was 310 out of the identified list of employees and 241 vetting files were submitted to the State Security Agency. In the 2015/16 financial year, National Treasury conducted and supported forensic investigations to eradicate fraud and corruption.

The department completed 27 projects for investigation/performance audits in the following spheres of government:

- Eight national departments' projects
- 14 provincial departments' projects
- Three local government projects
- Two public entities' projects.
- Referred and supported the following 48 criminal cases to the anti-corruption task team:
  - 10 national departments' projects
  - 22 provincial departments' projects
  - 12 local government projects
  - four public entities.

### Improving government services Public procurement reforms

In 2015, government budgeted about R190 billion for goods and services and R162 billion for infrastructure. Initiatives led by the Office of the Chief Procurement Officer aim to deliver lower-cost goods and services more efficiently and transparently through streamlined processes, strategic sourcing, transversal

tenders and improved use of technology. The goal is to reduce bureaucratic inertia and red tape, and stamp out corrupt procurement practices.

### Central Supplier Database (CSD)

The CSD has been in operation since 1 September 2015. By October 2015, more than 20 000 suppliers had already registered on the site, with 9 500 verified.

About 1 200 profiles were being created each day on the database, which became mandatory on 1 April 2016 for national and provincial departments and 1 July 2016 for municipalities.

This will reduce the administrative and cost burden of procurement, as the requisite documents will only need to be submitted once for a predetermined period.

### eTender portal

The portal provides a single point of entry to identify business opportunities with government. Between 1 April and 15 October 2015, more than 2 000 tenders worth about R28 billion were posted onto the portal. Launched on 1 October 2015, [www.gCommerce.gov.za](http://www.gCommerce.gov.za) gives government departments an opportunity to purchase routine supplies through transversal contracts, reducing administrative processes.

### Business incentives

In 2015, more than R7 billion was expected to be transferred directly from the fiscus to support the operations of South African companies, which also receive about R24 billion in tax incentives annually.

A number of additional proposals that would increase incentives to the private sector had also been raised for consideration. The first phase of the Economic Competitiveness Support Programme, which was introduced in 2011/12, concludes in 2017/18.

Over the six-year period, total allocations to this programme amount to R22.7 billion. The programme supports training, equipment and technological upgrades to improve competitiveness, and research and development.

Government intends to renew the programme following a review of all business incentives. The review, which was planned to be conducted during 2016, was meant to assess the impact of incentives on economic growth, productivity, competitiveness, the balance of trade and employment.

Particular focus was to be given to job creation and the need to incentivise labour-intensive

economic activities. The outcomes of the review would inform the allocation of resources for business incentives in 2018/19 and beyond.

## Legislation and policies

- The PFMA of 1999 ensures that public funds are managed by a less rigid environment for financial management, with a stronger emphasis on the prudent use of state resources, improved reporting requirements and the use of management information to enhance accountability.
- The Municipal Finance Management Act, 2003 (Act 56 of 2003) applies to all municipalities and municipal entities, and national and provincial organs of state, to the extent of their financial dealings with municipalities.
- The Cooperative Banks Act, 2007 (Act 40 of 2007) provides for the establishment of the Cooperative Banks Development Agency as a public entity under the executive authority of the Minister of Finance.
- Division of Revenue Act, 2012 (Act 5 of 2012)
- Appropriation Act, 2012 (Act 7 of 2012)
- Rates and Monetary Amounts and Amendment of Revenue Laws Act, 2012 (Act 13 of 2012)
- Adjustments Appropriation Act, 2012 (Act 17 of 2012)
- Division of Revenue Amendment Act, 2012 (Act 18 of 2012)
- Financial Markets Act, 2012 (Act 19 of 2012)
- Tax Administration Laws Amendment Act, 2012 (Act 21 of 2012)
- Taxation Laws Amendment Act, 2012 (Act 22 of 2012)
- Credit Rating Services Act, 2012 (Act 24 of 2012).
- FIC Act, 2001 (Act 38 of 2001).

## Financial institutions

### Financial Intelligence Centre

The FIC is South Africa's national centre for the gathering, analysing and disseminating financial intelligence. The FIC was established to identify proceeds of crime, combat money laundering and the financing of terrorism. In so doing the FIC's primary role is to protect the integrity of South Africa's financial system. The FIC was established by the FIC Act of 2001 and reports to the Minister of Finance and to Parliament. The FIC's mandate is to:

- identify the proceeds of crime, combat money laundering and prevent terror financing
- supervise and enforce compliance with the FIC Act 38 of 2001
- share information with law enforcement authorities, supervisory bodies, intelligence

services, the SARS and other local and international agencies

- facilitate effective supervision and enforcement by supervisory bodies
- formulate and lead the implementation of policy regarding money laundering and the financing of terrorism
- provide policy advice to the Minister of Finance
- uphold the international obligations and commitments required by the country in respect of anti-money laundering and combating financing of terrorism (AML/CFT).

The FIC Act of 2001, introduces a regulatory framework of measures which requires certain categories of business to take steps regarding client identification, record-keeping, reporting of information and internal compliance structures.

All businesses have to report various suspicious transactions to the FIC. The FIC also receives additional financial data from accountable and reporting institutions.

South Africa is a member of the Financial Action Task Force, the international body, which sets standards and policy on anti-money laundering and for combating the financing of terrorism (AML/CFT). The FIC is also a member of Eastern and Southern Africa Anti-Money Laundering Group, which aims to support countries to implement the global AML/CFT standards.

The FIC is a member and current chair of the Egmont Group, which consists of financial intelligence units from 147 countries around the world. The primary aim of the organisation is to facilitate cooperation and sharing of financial intelligence information among its members.

### Financial and Fiscal Commission

The FFC is an independent, objective, impartial and unbiased constitutional advisory institution. It is a permanent expert commission with a constitutionally defined structure, a set of generic responsibilities and institutional processes.

The FFC submits recommendations and advice to all spheres of government, based on research and consultations on a range of intergovernmental fiscal issues.

The research includes:

- developing principles for intergovernmental fiscal relations, based on analysis of international best practice
- analysing local, provincial and national government budgets to understand revenue and expenditure trends
- identifying and measuring factors influencing provincial and local revenues and expenditures

- assessing fiscal policy instruments, such as conditional grants, equitable share transfers and taxes.

The Constitution and other legislation requires government to consult with the FFC on issues such as provincial and local government revenue sources, and provincial and municipal loans.

Consultation about the fiscal implications of assigning functions from one sphere of government to another is also required.

### Public Investment Corporation (PIC)

The PIC is one of the largest investment managers in Africa, managing assets worth more than R1.8 trillion. The corporation is mandated to invest funds on behalf of its clients, based on the investment mandates as agreed on with each client and approved by the Financial Services Board (FSB).

The corporation's clients are public sector entities, most of which are pension, provident, social security, development and guardian funds. The PIC's role is to invest funds on behalf of these clients, based on investment mandates set by each client and approved by the FSB, with which it is registered as a financial services provider (FSP).

The PIC is wholly owned by the South African Government, with the Minister of Finance as the shareholder representative.

The PIC was established as a corporation in accordance with the PIC Act, 2004 (Act 23 of 2004). The PIC's total budget for 2016/17 is R1.1 billion.

### South African Revenue Service

SARS is an organ of State outside the public service, established in accordance with the SARS Act, 1997 (Act. 34 of 1997).

It aims to provide a world-class, efficient, transparent and taxpayer-centred service, ensuring optimum and equitable revenue collection. Its main functions are:

- collecting and administering all national taxes, duties and levies imposed under national legislation
- collecting revenue that may be imposed under any other legislation, as agreed upon between SARS and an organ of State or institution entitled to the revenue
- advising the Minister of Finance on revenue
- facilitating trade
- providing protection against the illegal import and export of goods
- advising the Minister of Trade and Industry on matters concerning control over the import, export, manufacture, movement, storage or

use of certain goods.

In the 2015/16 fiscal year, despite the challenging global and local economic environment, SARS collected R1 069 983 million, R283 million more than the Revised Estimate. A total of 5,94 million returns were submitted during 2015, and 4,2 million returns were from individual taxpayers for the 2015 tax year.

More than 92% of taxpayers filed their returns before the end of the filing season deadline and more than 95% of filed returns were assessed within three seconds and 99% were assessed within 24 hours.

Approximately 1,8 million refunds amounting to R15 billion were paid out and more than 95% of refunds were paid out within 72 hours.

SARS branches serviced more than 7,2 million taxpayers and the SARS Contact Centres continued to offer high quality service and handled over 5,2 million taxpayer conversations.

Collectively, the service channel, comprising these two divisions initiated over 2.1 million revenue collection interactions and banking R2.5 billion. During the 2015/16 financial year, SARS serviced 218 167 taxpayers through a fleet of 15 Mobile Tax Units.

The SARS Contact Centre team was awarded first place for "Best Innovative Contact Centre" at the 2015 Contact Centre Management Group awards held in August 2015.

### Tax administration

National Treasury is responsible for advising the Minister of Finance on tax policy issues that arise in local, provincial and national government. As part of this role, National Treasury must design tax instruments that can optimally fulfil their revenue-raising function. These tax instruments must be aligned to the goals of government's economic and social policy.

A single, modern framework for the common administrative provisions of various tax Acts administered by SARS, excluding customs, was established by the Tax Administration Act, 2011 (Act 28 of 2011) The Act simplifies and provides greater coherence in South African tax administration law. It eliminates duplication, removes redundant requirements, and aligns disparate requirements that previously existed in different tax Acts administered by SARS.

The Act provides for common procedures across the various tax Acts, and strives for an appropriate balance between the rights and obligations of SARS and the rights and

obligations of taxpayers in a transparent relationship.

In 2014, the government employed a structural increase in revenues over the medium term. Policy and administrative reforms will raise at least R12 billion in 2015/16, R15 billion in 2016/17 and R17 billion in 2017/18.

The proposals were expected to enhance the progressive character of the fiscal system, improve tax efficiency and realise a structural improvement in revenue.

The short and long term implications for economic growth and job creation will be a key consideration to this.

In 2014, SARS reported a collection of R899,7 billion in tax in the 2013/14 fiscal year. Collections were up 10,5% from the R814,1 billion collected in the 2012/13 year. Due to the increased collections the Government was able to meet its 4% deficit target.

### Labour markets

Persistently high unemployment remains one of South Africa's most pressing challenges. Labour relations have improved during 2015, with 176 000 workdays lost to industrial action in the first half of the year, down from 7,5 million in the first half of 2014. Strikes have been relatively short-lived, primarily affecting individual firms rather than entire subsectors.

Difficult trading conditions and low business confidence levels have limited hiring during 2015. According to Statistics South Africa, most of the 338 000 jobs created in the first half of the year were in the informal sector.

The formal sector lost 76 000 jobs, with sharp declines in manufacturing and construction, as well as community, social and personal services.

Employment is not expanding rapidly enough to absorb the estimated 659 000 new entrants into the job market in the first half of 2015. As at June 2015, there were an estimated 2.43 million discouraged work seekers.

### Office of the Tax Ombud

In terms of the Tax Administration Act of 2011, the Minister of Finance appointed South Africa's first Tax Ombud on 1 October 2013. The OTO is intended to provide taxpayers with an impartial and low-cost mechanism to address service, procedural or administrative difficulties that taxpayers have not been able to resolve through SARS complaints management channels.

### South African tax system

South Africa has a residence-based income tax system. Residents are, subject to certain

exclusions, taxed on their worldwide income, irrespective of where their income was earned. Non-residents are taxed on their income from a South African source.

The liability of taxpayers is determined subject to the provisions of International Agreements for the Avoidance of Double Taxation. Tax is levied on taxable income, which is calculated as gross income, less exemptions and permissible deductions, plus the applicable percentage of the net capital gain, for the year.

The main tax revenue sources are income tax (individuals, trusts and companies), value-added tax (VAT) and customs and excise duties. Relief is often available from any consumption-based tax when the goods are exported under certain terms and conditions.

### Company income tax

Companies are subject to a flat tax rate, which is 28% of taxable income. Exceptions to the rule are the lower, progressive tax rates that apply to small and micro-businesses, as well as the reduced rate that applies to companies operating in designated SEZs.

### Value-added tax

VAT is levied at 14% on the supply of all goods and services by VAT vendors (certain supplies are zero-rated) and contributes about 26% of total tax revenue.

The quoted or displayed price of goods and services must be VAT-inclusive. A person who supplies goods or services is liable to register for VAT, if the income earned is more than R1 million in a 12-month period, or when there is a reasonable expectation that the income will exceed this amount. A person can also register voluntarily for VAT, if the income earned from supplying goods or services for 12 months exceeded R50 000.

### Personal income tax

PIT mainly focuses on the taxation of individuals' income. The main contributor to PIT is employment income from salary earners, and income generated from sole-proprietor activities. The tax rate applicable to PIT-related taxable income is progressive, ranging from marginal rates of 18% to 40%. As a means of collecting PIT from salary and wage income, a mechanism known as Pay-as-you-earn (PAYE) is in operation that enables employers to withhold tax due to SARS from employees and pay this over to SARS monthly and reconciled biannually.

**Excise duty**

Excise duty is levied on certain locally manufactured goods and their imported equivalents, such as tobacco and liquor products, and as an ad valorem duty on cosmetics, audio-visual equipment and motor cars.

**Environmental levy**

There are four main areas of levies in this category namely the plastic bags levy, electricity generation levy, electric filament levy and motor vehicle carbon dioxide emission levy.

**Fuel levy**

Fuel levy is a consumption-based levy that is levied on petroleum products that are imported or manufactured in South Africa.

**Transfer duty**

Transfer duty is payable on the acquisition of property. Property costing less than R750 000 attracts no duty.

A 3% rate applies to properties costing between R750 001 and R1,25 million. In respect of property with a value between R1,25 million and R1,75 million, the duty is R15 000 plus 6% of the value above R1,25 million.

In respect of property above R1,75 million, the duty is R45 000 plus a rate of 8% of the value exceeding R1,75 million. For property above R2,25 million, the duty is R85 000 plus a rate of 11% of the value exceeding R2,25 million.

For a property above R10 million, the duty is R937 500 plus 13% of the value exceeding R10 million.

**Estate duty**

Estate duty is levied at a flat rate of 20% on residents' property and non-residents' South African property.

A basic deduction of R3,5 million is allowed in the determination of an estate's liability for estate duty, as well as deductions for liabilities, bequests to public-benefit organisations and property accruing to a surviving spouse.

**Dividends tax**

Dividends tax is a final tax at a rate of 15% on dividends paid by resident companies and by non-resident companies in respect of shares listed on the JSE. Dividends are tax exempt if the beneficial owner of the dividend is a South African company, retirement fund or other exempt person.

Non-resident beneficial owners of dividends may benefit from reduced tax rates in limited circumstances. The tax is to be withheld by

companies paying the taxable dividends or by regulated intermediaries in the case of dividends on listed shares.

The tax on dividends in kind (other than in cash) is payable and is borne by the company that declares and pays the dividend.

**Securities transfer tax**

Securities transfer tax is levied at a rate of 0,25% on the transfer of listed or unlisted securities. Securities consist of shares in companies or members' interests in close corporations.

**Skills-development levy**

Affected employers contribute to a Skills Development Fund that is used for employee training and skills development.

This skills development levy is payable by employers at a rate of 1% of the total remuneration paid to employees. Employers paying annual remuneration of less than R500 000 are exempt from the payment of this levy.

**Unemployment Insurance Fund (UIF)**

The UIF insures employees against the loss of earnings due to termination of employment, illness or maternity leave.

The contribution to the UIF is shared equally by affected employers and employees at a rate of 1% of remuneration each. The employee share of 1% is withheld by the employer and paid to SARS, together with the employer share of 1%, monthly.

**Tax on international travel**

This tax is levied as follows: R190 per passenger departing on an international flight, excluding flights to Botswana, Lesotho, Namibia and Swaziland, in which case the tax is R100.

**Rates on property**

Property-related taxes include municipal rates and charges for refuse and sewerage which are collected by municipalities.

**Customs duty**

Customs duty is a tax levied on imports by the customs unit within SARS. Customs duty rates and trade remedies relating to the importation of goods into South Africa are set by the International Trade Administration Commission under the authority of the Department of Trade and Industry.

A new Customs Control Act, 2014 (Act 31 of 2014) and Customs Duty Act, 2014 (Act 30 of 2014) were promulgated in July 2014 to provide a platform for the modernisation of customs



administration that achieves a balance between effective customs control, the secure movement of goods and people into and from the Republic and the facilitation of trade and tourism. The new Acts will come into operation on a date to be determined by the President.

In addition, VAT is also collected on goods imported and cleared for home consumption.

## **Southern African Customs Union (SACU)**

Botswana, Lesotho, Namibia, South Africa, and Swaziland are signatories to the SACU Agreement. They apply similar customs and excise legislation and the same rates of customs and excise duties on imported and locally manufactured goods. Applying uniform tariffs and harmonising procedures simplifies trade within the SACU area by enabling the free movement of goods for customs purposes. However, all other national restrictive measures such as import and export control, sanitary and phytosanitary requirements and domestic taxes apply to goods moved between member states.

The 2002 SACU Agreement is in force and provides a dispensation for calculating and effecting transfers based on customs, excise and a development component of the Revenue-Sharing Formula.

The SACU heads of State and government endorsed an ambitious SACU regional trade facilitation programme that is focused on creating common information technology platforms to allow:

- interconnectivity
- enforcement strategies to be harmonised to curb illicit trade
- improved border efficiencies to facilitate seamless trade.

## **Compliance levels**

### **Registration compliance**

SARS continues to broaden the tax base and expand its taxpayer and trader register. In the 2010/11 financial year SARS changed its registration policy. It stipulated that all individuals who are formally employed must register with SARS and not, as in the past, only those individuals above the tax threshold.

Measures implemented by SARS to increase registration compliance include the introduction of bulk registration at places of employment and the launch of an online facility that enables employers to register staff when submitting their monthly PAYE returns. A compliance level of more than 99% has been achieved among individuals required to register for PIT.

### **PIT filing compliance**

PIT filing compliance is calculated by comparing the total number of returns received on time for a particular filing season (From 1 July to end November when taxpayers must submit income tax returns) with the expected total number of returns for the same filing season. During the 2013 filing season more than 91% of all returns expected by SARS were filed by the end of the filing season.

### **Voluntary Disclosure Programme**

A permanent VDP was introduced in terms of the Tax Administration Act of 2011, in October 2012. The permanent VDP is part of a package of compliance measures aimed at encouraging non-compliant taxpayers to regularise their tax affairs.

In addition the Minister of Finance has announced a Special VDP for non-compliant taxpayers to voluntarily disclose offshore assets and income, with a limited window period – from 1 October 2016 to 31 March 2017.

### **National Gambling Board (NGB)**

The NGB is governed by the NGA, 2004 (Act 7 of 2004).

The Act makes provision for the coordination of concurrent national and provincial legislative competence over matters relating to casinos, racing, gambling and wagering; and provides for the regulation and development of uniform norms and standards.

The NGB maintains a national gambling database that contains information on national gambling statistics such as turnover, gross gambling revenue (GGR), gambling taxes and levies, as well as returns to players and punters.

Provincial licensing authorities are required to submit statistics to the NGB quarterly for consolidation and reporting on the national status.

### **Responsible gambling**

The NGB has a legislated responsibility to educate the public about gambling and the negative socio-economic impact of the gambling industry on society.

The National Responsible Gambling Programme (NRGP) integrates research and monitoring, public education and awareness, training, treatment and counselling.

The NRGP is managed by the South African Responsible Gambling Foundation. The main thrust of the NRGP's prevention programme is to educate gamblers, potential gamblers and society as a whole about responsible gambling.

The NRGPs have various operational components, such as public awareness and prevention, the toll-free counselling line, a countrywide treatment network for outpatient counselling and therapy, research and monitoring initiatives, training for regulators and industry employees, a crisis line service available to gambling industry employees and management, as well as the Taking Risks Wisely life-skills programme – a teaching resource for grades 7 to 12.

### **National Lotteries Commission (NLC)**

The NLC was launched on 29 June 2015 and was established in terms of the Lotteries Amendment Act, 2013 (Act 32 of 2013) to regulate the National Lottery as well as other lotteries, including society lotteries to raise funds and promotional competitions.

The NLC evolved out of the National Lotteries Board, established in terms of the Lotteries Act, 1997 (Act 57 of 1997). NLC members are also trustees of the National Lottery Distribution Trust Fund (NLDTF), into which National Lottery proceeds that are intended for allocation to good causes are deposited.

The NLC does not adjudicate applications for funding or make allocations to organisations. This is done by committees known as distributing agencies which are also appointed by the Minister of Trade and Industry, in conjunction with other relevant Ministers, after a process of public nomination. The NLC provides administrative support to the distributing agencies.

The NLC is mandated to:

- advise the Minister on the issuing of the license to conduct the National Lottery;
- ensure that the National Lottery and Sports Pools are conducted with all due propriety;
- ensure that the interests of every participant in the National Lottery are adequately protected;
- ensure that the net proceeds of the National Lottery are as large as possible;
- administer the NLDTF and hold it in trust;
- monitor, regulate and police lotteries incidental to exempt entertainment, private lotteries, society lotteries and any competition contemplated in section 54 of the Act;
- advise the Minister on percentages of money to be allocated in terms of section 26(3) of the Act;
- advise the Minister on the efficacy of legislation pertaining to lotteries and ancillary matters;
- advise the Minister on establishing and implementing a social responsibility programme in respect of lotteries;
- administer and invest the money paid to the board in accordance with the Lotteries Act;

- perform such additional duties in respect of lotteries as the Minister may assign to the board;
- make such arrangements as may be specified in the licence for the protection of prize monies and sums for distribution
- advise the Minister on any matter relating to the National Lottery and other lotteries or any other matter on which the Minister requires the advice of the Board.

Ithuba Holdings was announced as the third national lottery operator and they began operations on 1 June 2015.

### **Auditor-General of South Africa**

The AGSA strengthens South Africa's democracy by enabling oversight, accountability and governance in the public sector through auditing, thereby building public confidence.

The AGSA is one of the Chapter 9 institutions mandated by the Constitution to fulfil certain functions. These institutions are not part of government and do not have a duty to be part of the mechanisms of cooperative government. The independence of the AGSA is, therefore, respected and strengthened.

As mandated by the Constitution and the Public Audit Act, 2004 (Act 25 of 2004), the AGSA is responsible for auditing national and provincial State departments and administrations, all municipalities and any other institution or accounting entity required by national and provincial legislation to be audited by the AGSA.

Various business units provide auditing services, corporate services and specialised audit work, such as performance audits, information system audits and audit research and development. The AGSA also has an international auditing complement.

### **Financial sector South African Reserve Bank (SARB)**

The primary purpose of the Bank is to achieve and maintain price stability in the interest of balanced and sustainable economic growth in South Africa. Together with other institutions, it also plays a pivotal role in ensuring financial stability.

The SARB is the central bank of South Africa. It was established in 1921, in terms of a special Act of Parliament and the Currency and Banking Act, 1920 (Act 10 of 1920).

- The SARB is responsible for:
- formulating and implementing monetary policy;
  - issuing banknotes and coin; supervising the banking sector;
  - ensuring the effective functioning of the

- national payment system;
- managing official gold and foreign-exchange reserves;
- acting as banker to the government;
- administering the country's remaining exchange controls;
- acting as lender of the last resort in exceptional circumstances.

The SARB is governed by the SARB Act, 1989 (Act 90 of 1989). In terms of the Constitution, it has been given an important degree of autonomy in the execution of its duties.

The bank must submit a monthly statement of its assets and liabilities to National Treasury and an annual report to Parliament. The Governor of the SARB holds regular discussions with the Minister of Finance and appears before the Parliamentary Portfolio and other select committees on finance, from time to time.

The SARB publishes monetary-policy reviews, and regular regional monetary-policy forums are held to provide a platform for discussions on monetary policy with broader stakeholders from the community.

### Creating a liquidity requirement

In terms of its monetary-policy implementation framework, the SARB has to compel banks to borrow a substantial amount (the liquidity requirement or the money-market shortage) from the SARB.

The SARB, therefore, creates a liquidity requirement (or shortage) in the money market, which it then refinances at the repo rate – a fixed interest rate determined by the Monetary Policy Committee (MPC), comprising the bank's governors and other senior officials. After each meeting, the MPC issues a statement indicating its assessment of the economy and announces policy changes, if necessary.

The SARB has to intervene regularly in the money market to create a shortage that would drain excess liquidity. In addition to the liquidity-management operations, the SARB uses other open-market operations to achieve its monetary-policy objectives. The open-market operations refer to the selling of SARB debentures, longer-term reverse repos, money-market swaps in foreign exchange and the movement of public-sector funds, for example, the Corporation for Public Deposits and central government funds, as well as changes in the cash-reserve requirements for banks.

### Functions

The primary function of the SARB is to protect the value of South Africa's currency.

In discharging this role, it takes responsibility for:

- ensuring that the South African money, banking and financial system as a whole is sound, meets the requirements of the community and keeps abreast of international developments
- assisting the South African Government, as well as other members of the economic community of southern Africa, with data relevant to the formulation and implementation of macroeconomic policy
- informing the South African community and all stakeholders abroad about monetary policy and the South African economic situation.

**Open-market operations:** Through this mechanism, the bank can exert influence over interest rates in the market. These operations are conducted to:

- neutralise or smooth the influence of exogenous factors on the liquidity position in the money market
- maintain an adequate liquidity requirement in the market, which has to be refinanced from the bank.

**Service to government:**

#### • **Gold and foreign-exchange reserves:**

The bank is the custodian of the country's official gold and foreign-exchange reserves. Subsequent to the conversion of the negative net open foreign currency position in May 2003 into a positive position, foreign reserves have been growing.

#### • **Banker and adviser to government:**

The main services provided are administering the auctions of government bonds and National Treasury bills, participating in the joint standing committees between the bank and National Treasury, and managing the flow of funds between the exchequer account and tax and loan accounts.

#### • **Administration of exchange control:**

The bank is responsible, on behalf of the Minister of Finance, for the day-to-day administration of exchange controls in South Africa.

#### • **Provision of economic and statistical services:**

The bank collects, processes, interprets and publishes public information, economic statistics and other information, and uses this information in policy formulation.

#### • **Bank supervision:**

The mission of the department is to promote the soundness of the banking system and contribute to financial stability.

#### • **The national payment system:**

The bank is responsible for overseeing the safety and soundness of the national payment system. The main aim is to reduce interbank settlement risk, with the objective of reducing the potential of a systemic risk crisis emanating from settlement default by one or more of the settlement banks.

- **Banker to other banks:**

The bank acts as the custodian of the cash reserves that banks are legally required to hold or prefer to hold voluntarily, with the bank.

- **Banknotes and coins:**

The South African Mint Company, a subsidiary of the bank, mints all coins on behalf of the bank. The South African Bank Note Company, another subsidiary of the bank, prints all banknotes on behalf of the SARB. Currency is distributed to commercial banks through the bank's seven branches. It is the responsibility of the branches to ensure that there is an adequate supply of new notes available to meet demand, and to replace unfit notes. The branches are responsible for the quality of banknotes in circulation in their respective regions.

- **Lender of last resort:**

In terms of its "lender-of-last-resort" activities, the bank may, in certain circumstances, provide liquidity assistance to banks experiencing liquidity problems.

- **Monitoring financial stability:** In view of the interrelationship between price and financial system stability, the bank monitors the macro-prudential aspects of the domestic financial system. The objective of financial stability is to prevent costly disruptions in the country's financial system.

- **Provision of internal corporate support services and systems:** To ensure smooth operations and administration, the bank provides its own internal services, supported by information, communication and technology, and human resources.

## Monetary policy

The SARB is responsible for the monetary policy of South Africa. Monetary policy can be defined as the measures taken by monetary authorities to influence the quantity of money and the rate of interest in a country, with a view to achieving stable prices and facilitating full employment and sustainable economic growth. South Africa's monetary policy is conducted within an inflation targeting framework and the refinancing system is the mechanism used by the Bank for the implementation of monetary policy.

Owing to a slightly improved inflation outlook,

stable inflation expectations and the downside risk posed by the weak growth outlook, the Monetary Policy Committee (MPC) decided to keep the repurchase rate unchanged at 5,75% at its September and November 2014 meetings. While the inflation trajectory remained uncomfortably close to the upper end of the target range, the combination of stubborn inflation and a sluggish growth outlook continued to pose a difficult dilemma for monetary policy.

## The banking industry

South Africa's five largest commercial banks – Capitec Bank, FNB, Absa, Nedbank and Standard Bank – continued to dominate the South African banking sector.

In January 2016 there were 34 banking institutions registered in South Africa, one more than in 2015, while the number of foreign banks with approved representative offices in South Africa declined to 38, down from 40 in January 2015.

## The microlending industry

The dti introduced the National Credit Act (NCA), 2005 (Act 34 of 2005), to allow the credit market to function in a robust and effective manner.

The NCA of 2005 replaced the Usury Act, 1968 (Act 73 of 1968), and the Credit Agreements Act, 1980 (Act 75 of 1980). The NCA of 2005, which became effective on 1 June 2007, regulates the granting of consumer credit by all credit providers, including micro-lenders, banks and retailers.

The National Credit Regulator (NCR) and the National Consumer Tribunal play a vital role in ensuring enforcement, promoting access to redress and adjudicating contraventions of the Act. Out of a population of 54 million, South Africa has just over 18 million credit-active consumers.

The NCR is responsible for regulating the South African credit industry. It carries out education, research and policy development; registers industry participants; investigates complaints; and ensures that the Act is enforced.

In terms of the Act, the NCR has to promote the development of an accessible credit market to meet the needs of people who were previously disadvantaged, earn a low income or live in remote, isolated or low-density communities.

The National Consumer Tribunal adjudicates various applications and hears cases against those who contravene the Act. The Act provides for the registration of debt counsellors to assist over-indebted consumers. Debt counsellors are required to undergo training approved by the NCR through approved training service providers appointed by the regulator.

## Other financial institutions Cooperative Banks Development Agency

The Cooperative Banks Development Agency was established to regulate, promote and develop cooperative banking, including deposit-taking and lending co-operatives. The agency envisages a strong and vibrant cooperative banking sector that broadens access to and participation in diversified financial services towards economic and social well-being.

Cooperative Banks Development Agency are to:

- register, regulate and supervise cooperative banks
- promote, register and regulate representative bodies
- facilitate, promote and fund education and training to enhance the work of co-operative financial institutions
- accredit and regulate support organisations
- provide liquidity support to registered cooperative banks through loans or grants manage a deposit insurance fund. financial cooperatives seeking to increase their capacity and work towards becoming cooperative banks, support organisations, representative bodies and regulatory authorities operating within the sector.

## Development Bank of Southern Africa

The DBSA Act, 1997 (Act 13 of 1997) stipulates that the DBSA's main role is to promote economic development and growth, human-resource development and institutional capacity-building. The DBSA achieves this by mobilising financial and other resources from the private and public sectors, both nationally and internationally, for sustainable development projects and programmes.

The DBSA will take the lead in developing South Africa's municipal debt market in order to accelerate both public and private sector investment in urban renewal.

The DBSA will continue to manage the Infrastructure and Investment Programme for South Africa, which is a partnership with the European Commission to strengthen project preparation and co-funding arrangements.

It also provides support to the Independent Power Producer Programme, which will be extended to include new generation capacity from hydro, coal and gas sources to complement Eskom's base-load energy capacity. Co-generation and demand management initiatives are also being supported.

## Land and Agricultural Development Bank (Land Bank)

The Land Bank operates as a development finance institution within the agricultural and agribusiness sectors, and is regulated by the Land and Agricultural Development Bank Act, 2002 (Act 15 of 2002).

The Land Bank provides a range of financing products to a broad spectrum of clients within the agricultural industry. Financing products include wholesale and retail financing to commercial and developing farmers, cooperatives and other agriculture-related businesses.

The Land Bank's objectives are defined within its mandate, which requires that it should achieve:

- growth in the commercial market
- growth in the development market
- business efficiency
- service delivery
- resource management
- sustainability.

The Land Bank is the sole shareholder in the Suid-Afrikaanse Verbandversekeringsmaatskappy Beperk, which provides insurance to people indebted to the bank through mortgage loans.

## Financial Services Board

The FSB is a regulatory institution, established in terms of the FSB Act, 1990 (Act 97 of 1990).

The functions of the board include:

- supervising compliance with laws regulating financial institutions and the provision of financial services
- advising the Minister on matters concerning financial institutions and financial services
- promoting programmes and initiatives by financial institutions and bodies representing the financial services industry to inform and educate users and potential users of financial products and services.

The Financial Markets Act, 2012 (Act 19 of 2012), which will regulate financial markets and over-the-counter (OTC) derivatives. The introduction of the new law is meant to bring South Africa in line with international norms and standards.

The Act ensures that financial markets in South Africa operate fairly, efficiently and transparently to promote investor confidence. It also ensures that the legislative and regulatory framework is brought in line with the recommendations of international standard-setting bodies such as the G20, Financial Stability Board, Basel Committee on Banking Supervision and the International Organisation of Securities Commissions.



The Act primarily focuses on the licensing and regulation of exchanges, central securities depositories, clearing houses, trade repositories and market infrastructure, as well as the prohibition of insider trading and other market abuses.

The Act also improves OTC trading in derivatives and does away with misleading and conflict-of-interest trading. This is one of several commitments made by the G20 countries.

### **Collective investment schemes (CIS)**

CISes are investment structures where individual investor funds are pooled with those of other investors. Qualified asset managers regulated by the Financial Advisory and Intermediaries (FAIS) Act, 2002 (Act 37 of 2002), invest these funds on behalf of the investor. Each investor owns units (participatory interest) in the total fund.

### **Financial advisers and intermediaries**

The purpose of the FAIS Act of 2002, is to regulate, in pursuance of consumer protection, the provision of advice and intermediary services in respect of a range of financial products and services.

The FSB, through the FAIS Division, is responsible for regulating the rendering of financial advisory and intermediary services by FSPs, in respect of a wide range of financial products.

In terms of the provisions of the FAIS Act of 2002, before conducting any transaction, consumers should ensure that the FSP they are dealing with has obtained a licence from the FSB. Information on authorised FSPs may be obtained from the FSB website.

### **Recognised representative bodies**

Section 6(3)(iii) of the FAIS Act of 2002 provides for the Registrar of FSPs to delegate any of its powers, in terms of the Act, to anybody recognised by the Act.

Two such functions, the consideration of applications for licences under Section 8 and the consideration of applications for approval of compliance officers under Section 17(2) of the Act, were delegated to two recognised representative bodies. As recognised examination bodies, another four bodies are responsible for developing and delivering the regulatory examination.

### **Advisory Committee on Financial Service Providers**

The Minister of Finance appointed the Advisory Committee on FSPs, whose function, is to investigate and report, or advise on any matter

covered by the FAIS Act, 2002.

The advisory committee comprises a chairperson, a representative of the Council for Medical Schemes, established by Section Three of the Medical Schemes Act, 1998 (Act 131 of 1998), persons representative of product suppliers, FSPs and clients involved in the application of this Act. The members of the advisory committee, except for the Registrar and Deputy Registrar, who are ex officio members, hold office for a period determined by the Minister.

### **Licensing of financial service providers**

The Registrar of FSPs authorises and renders ongoing supervision of the following FSPs:

- financial advisers and intermediaries who provide financial services without discretion
- those who offer discretionary intermediary services, in terms of financial product choice, but without implementing bulking
- hedge-fund managers
- investment administrators specialising mainly in the bulking of collective investments on behalf of clients (linked investment services providers)
- those who represent assistance business administrators who render intermediary services, in terms of the administration of assistance business (funeral policies), on behalf of an insurer to the extent agreed to in a written mandate between the two parties.

### **Insurance companies**

Insurance is an agreement between a policyholder and an insurance company. It is divided into long and short-term insurance.

In terms of the Long-Term Insurance Act, 1998 (Act 52 of 1998) and the Short-Term Insurance Act, 1998 (Act 53 of 1998), all insurance companies must be registered by the FSB and must comply with the provisions of these Acts.

The insurance industry has appointed a short-term and long-term insurance Ombudsman to mediate dispute resolution between insurers and policy holders.

The dti released the draft credit life insurance regulations on 13 November 2015. The suggested revisions include a reduction in the monthly credit life insurance charges paid by consumers to credit providers to no more than R4,50 per R1 000 on credit facilities and unsecured credit transactions, and no more than R2,00 per R1 000 on mortgage agreements.

The proposed caps include the cost of any commission fees and/or expenses incurred, and are to be calculated on the total outstanding

obligations as opposed to the original loan amount.

### Market abuse

The Directorate: Market Abuse is an FSB committee responsible for combating market abuse in the financial markets in South Africa. The three forms of market abuse prohibited in South Africa are: insider trading, price manipulation and publication of false or misleading statements.

All three forms of market abuse are criminal contraventions. In addition, an offender may be referred to the FSB Enforcement Committee, which can impose unlimited penalties. In the case of insider trading contravention, such penalties are distributed to people who were prejudiced by the offending transactions.

### Retirement funds

To encourage South Africans to save more, employer contributions to retirement funds will become an employee fringe benefit for tax purposes from April 2015.

Individuals will be able to receive a tax deduction on employer and employee contributions to a pension fund, provident fund or retirement annuity fund up to 27,5% of the greater of remuneration and taxable income.

An annual cap on deductible contributions of R350 000 will apply.

In addition, government is exploring ways to increase retirement fund coverage to all workers.

### Enforcement

The Enforcement Committee of the FSB adjudicates on all alleged contraventions of legislation, regulations, and codes of conduct administered by the FSB within the South African non-banking financial services industry.

The FSB administers the following Acts:

- CIS Control Act, 2002 (Act 45 of 2002)
  - FSB Act of 1990, the FAIS Act of 2002
  - Financial Institutions (Protection of Funds) Act, 2001 (Act 28 of 2001)
  - Financial Supervision of the Road Accident Fund Act, 1993, (Act 8 of 1993)
  - Friendly Societies Act, 1956 (Act 25 of 1956)
  - Inspection of Financial Institutions Act, 1998 (Act 80 of 1998)
  - Long-Term Insurance Act of 1998
  - Pension Funds Act, 1956 (Act 25 of 1956)
  - Short-Term Insurance Act of 1990
  - Supervision of the Financial Institutions Rationalisation Act, 1996 (Act 32 of 1996)
  - Securities Services Act, 2004 (Act 36 of 2004).
- The committee considers cases of alleged

contraventions of legislation administered by the FSB. The industries regulated by the FSB include: CISes; FSPs; insurance; nominee companies; retirement funds and friendly societies.

The committee may impose unlimited penalties, compensation orders and cost orders. Such orders are enforceable as if they were judgments of the Supreme Court of South Africa.

### Government bonds

#### Retail bonds

Government issued retail bonds to encourage South African citizens to save and as a diversified source of funding. Retail bonds may be purchased from National Treasury, the South African Post Office and Pick n Pay stores countrywide.

### Domestic capital market bonds

Increased global demand for emerging markets' higher-yielding debt has led to rising international interest in South African government bonds.

### Primary market

The monthly average real yield on the R197 inflation-linked government bond displayed, on balance, little movement from January to November 2015. With the nominal yield on the R186 government bond trending higher, the break-even inflation rate, within the eight-to-11-year maturity range, fluctuated higher from a low of 5,24% at the end of January 2015 to 6,75% at the end of November.

The deterioration in bond market participants' inflation expectations can, among other things, be attributed to the depreciation in the exchange value of the rand and a worsening of food price projections.

### Foreign bonds

Net redemptions to the value of R2,1 billion were recorded in foreign bonds and loans in April – December 2015.

The average remaining maturity of foreign marketable bonds of national government shortened from 115 months at the end of March 2015 to 105 months at the end of December as no new foreign bonds were issued during the period.

### Exchange rates

The South African rand depreciated sharply against most major currencies in the fourth quarter of 2015 as both global and domestic developments negatively affected the currency.

Whereas the weighted average exchange rate

of the rand increased, on balance, marginally by 0,2% in October 2015, it declined by 2,1% and 8,3% in November and December respectively. On balance, the nominal effective exchange rate of the rand declined by 10,0% in the fourth quarter of 2015 compared with a decline of 9,0% in the third quarter.

The weighted exchange rate of the rand declined by no less than 19,7% from 31 December 2014 to 31 December 2015, the sharpest fall since the 23,5% decline in 2008.

Like the currencies of many other emerging-market economies, the performance of the rand was affected by the normalisation of US monetary policy, declining international commodity prices as well as concerns about global economic growth.

Domestic factors – such as sluggish economic growth, a widening of the current-account deficit, concerns regarding the sustainability of the fiscal projections as well as multi-year low business and consumer confidence levels – negatively affected the performance of the domestic currency in especially the second half of 2015. The rand was one of the world's worst-performing currencies in 2015.

### Exchange controls

Exchange Control Regulations are administered by the SARB, on behalf of the Minister of Finance. The Minister of Finance has also appointed certain banks to act as authorised dealers in foreign exchange, as well as authorised dealers in foreign exchange with limited authority, which gives them the right to buy and sell foreign exchange, subject to conditions and within limits prescribed by the Financial Surveillance Department of the SARB. Authorised dealers are not agents for the Financial Surveillance Department, but act on behalf of their customers.

Under exchange control regulations, there are no limitations as to how much money may be brought into South Africa, but there are certain limitations on the amount of money that may be transferred out of South Africa.

For all non-South Africans, there is no limitation on transferring money out of South Africa.

### Foreign debt

South Africa's gross external debt decreased from US\$141,7 billion at the end of June 2015 to US\$134,5 billion at the end of September due to a decline in rand-denominated debt over the period.

This decline marks the third consecutive quarterly decrease in South Africa's gross external debt position, having previously

increased steadily from September 2013.

However, expressed in rand terms, South Africa's external debt rose from R1 734 billion at the end of June 2015 to R1 858 billion at the end of September due to the depreciation in the exchange rate of the rand.

Foreign currency-denominated debt increased from US\$65,7 billion at the end of the second quarter of 2015 to US\$66,6 billion at the end of the third quarter. The accumulation of foreign currency-denominated debt was mainly driven by an increase in the loan obligations of the nonmonetary private sector as well as a rise in non-resident deposits and long-term loans extended to South African banks.

The latter was partially offset by the repayment of short-term loans by the domestic banking sector in the third quarter of 2015. Relative to total foreign currency-denominated debt, South Africa's short-term foreign currency-denominated debt (i.e. debt with an original maturity of less than one year and other longer-term foreign currency-denominated debt maturing within the next 12 months) remained broadly unchanged at 46,1% from the end of June 2015 to the end of September 2015.

The country's rand-denominated foreign debt, expressed in US dollars, declined markedly from US\$76,0 billion at the end of the second quarter of 2015 to US\$67,9 billion at the end of the third quarter. This decrease could primarily be attributed to the depreciation in the exchange value of the rand against the US dollar. Relative to the country's total external debt, rand-denominated debt decreased from 53,6% at the end of the second quarter of 2015 to 50,5% at the end of the third quarter.

### Johannesburg Stock Exchange Ltd

The JSE Ltd is privately owned and funded, and governed by a board of directors. Its activities are licensed and regulated by two Acts of Parliament, namely the Stock Exchanges Control Act, 1985 (Act 1 of 1985), which governs the equities markets, and the Financial Markets Control Act, 1989 (Act 55 of 1989), which governs the derivatives markets.

In keeping with international practice, the JSE Ltd regulates its members and ensures that markets operate in a transparent way, ensuring investor protection. Similarly, issuers of securities must comply with the JSE Ltd listings requirements, which ensure sufficient disclosure of all information relevant to investors.

The JSE Ltd's roles include regulating applications for listing and ensuring that listed companies continue to meet their obligations.

The JSE Ltd monitors applications for alterations to existing listings, and scrutinises company disclosures to the public. It also provides the Stock Exchange News Service through which company news, including price-sensitive information, is distributed to the market.

The JSE Ltd has been bold in restructuring, in view of increasingly tough global competition, adopting new technologies and outsourcing aspects of its business.

The JSE Ltd opened to corporate membership, resulting in a stampede by foreign banks, which have bought out most of the major local broking firms, using these as platforms for other financial services, such as corporate and government advisory work.

The electronic settlement system, Share Transactions Totally Electronic (Strate), has replaced the previous manual settlement method. Strate Ltd is the licensed Central Securities Depository for the electronic settlement of financial instruments in South Africa.

The JSE Ltd's trading and information systems were replaced with the London Stock Exchange's (LSE) Sequence and the London Market Information Link or LMIL systems, branded JSE SETS and InfoWiz, respectively.

The trading engine and information dissemination feed-handler is hosted in London and connected remotely to the JSE Ltd 9 000 km away, via a transcontinental undersea cable and an innovative, integrated solutions design. More than 1 500 traders and information users access the system, using a sophisticated application service provider with sub-second response time.

The JSE Ltd has also aligned its equities trading model with that of Europe, and reclassified its instruments in line with the Financial Times of London Stock Exchange (FTSE) Global Classification System. This has led to the introduction of the FTSE/JSE Africa Index Series that makes the South African indices comparable to similar indices worldwide.

One of the most reliable trading platforms worldwide serves the investment community. The LSE can now disseminate trade information about instruments listed on the JSE Ltd to more than 104 000 trading terminals around the world, raising the profile of the JSE Ltd among the members of the international investor community.



*South Africa Yearbook 2015/16*

# **Government Systems**



South Africa is a constitutional democracy with a three-tier system of government and an independent judiciary.

The national, provincial and local levels of government all have legislative and executive authority in their own spheres, and are defined in the Constitution as distinctive, interdependent and interrelated.

Operating at both national and provincial levels are advisory bodies drawn from South Africa's traditional leaders.

It is a stated intention in the Constitution that the country be run on a system of cooperative governance.

Government is committed to the building of a free, non-racial, non-sexist, democratic, united and successful South Africa.

### The Constitution

South Africa's Constitution is one of the most progressive in the world and enjoys high acclaim internationally. Human rights are given clear prominence in the Constitution.

The Constitution of the Republic of South Africa of 1996 was approved by the Constitutional Court on 4 December 1996 and took effect on 4 February 1997.

The Constitution is the supreme law of the land. No other law or government action can supersede the provisions of the Constitution.

### The Preamble

The Preamble states that the Constitution aims to:

- heal the divisions of the past and establish a society based on democratic values, social

The Presidency, July 2014	
President	Jacob Zuma
Deputy President	Cyril Ramaphosa

- justice and fundamental human rights
- improve the quality of life of all citizens and free the potential of each person
- lay the foundations for a democratic and open society in which government is based on the will of the people, and in which every citizen is equally protected by law
- build a united and democratic South Africa that is able to take its rightful place as a sovereign State in the family of nations.

### Founding provisions

South Africa is a sovereign and democratic State founded on the following values:

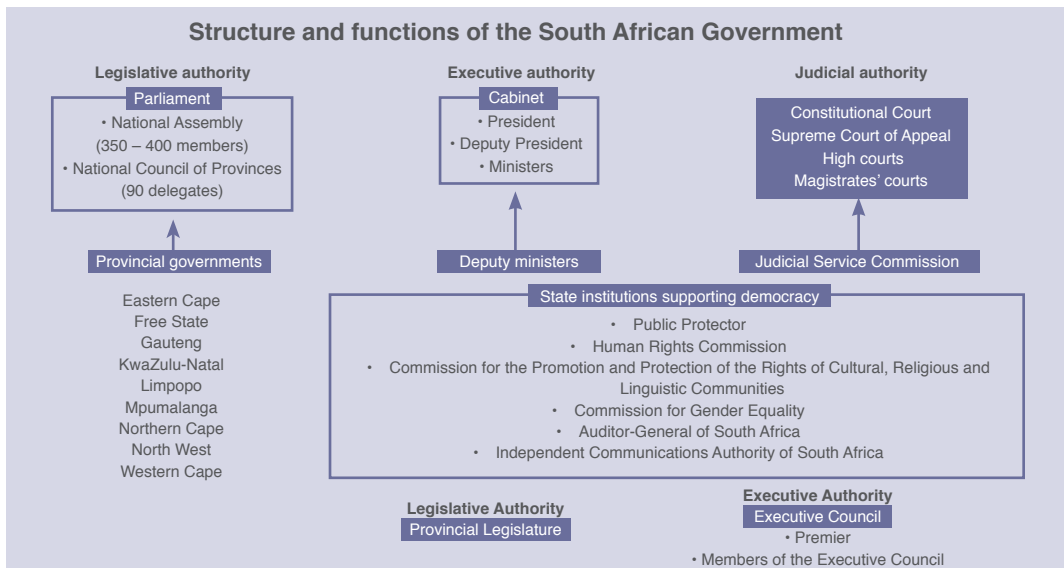
- human dignity, the achievement of equality and the advancement of human rights and freedom
- non-racialism and non-sexism
- supremacy of the Constitution and the rule of law
- universal adult suffrage, a national common voters' roll, regular elections and a multiparty system of democratic government to ensure accountability, responsiveness and openness.

### Fundamental rights

The fundamental rights contained in Chapter 2 of the Constitution seek to protect the rights and freedom of individuals.

The Constitutional Court guards these rights

### Structure and functions of the South African Government



and determines whether actions by the State are in accordance with constitutional provisions.

## Government

Government consists of national, provincial and local spheres, which are distinctive, interdependent and interrelated. The powers of the law-makers (legislative authorities), government (executive authorities) and courts (judicial authorities) are separate from one another.

## Parliament

Parliament is the legislative authority of South Africa and has the power to make laws for the country, in accordance with the Constitution.

It consists of the National Assembly and the National Council of Provinces (NCOP). Parliamentary sittings are open to the public.

Since 1994 a number of steps have been taken to make it more accessible and to motivate and facilitate public participation in the legislative process.

The website [www.parliament.gov.za](http://www.parliament.gov.za) encourages comment and feedback from the public.

## Cabinet

The Cabinet consists of the President, as head, the Deputy President and Ministers. The President appoints the Deputy President, Ministers and Deputy Ministers, assigns their powers and functions, and may dismiss them.

The President may select any number of Ministers from the members of the National Assembly, and may select no more than two Ministers from outside the assembly.

The President appoints a member of the Cabinet to be the leader of government business in the National Assembly.

## National Assembly

The National Assembly is elected to represent the people and to ensure democratic governance as required by the Constitution. It does this by electing the President, providing a national forum for public consideration of issues, passing legislation and scrutinising and overseeing executive action.

The National Assembly consists of no fewer than 350 and no more than 400 members elected through a system of proportional representation.

The National Assembly, which is elected for a term of five years, is presided over by the speaker, assisted by the Deputy Speaker.

## National Council of Provinces

The NCOP consists of 54 permanent members and 36 special delegates, and represents

provincial interests in the national sphere of government.

Delegations consist of 10 representatives from each province. The NCOP must have a mandate from the provinces before it can make certain decisions.

These 10 representatives include six permanent members, and four special delegates. Special calculations of the popular vote in elections make sure that minority interests are represented in each province's delegation to the NCOP.

Local government representatives are allowed to debate in the NCOP but not vote - 10 part-time members represent the three different types of municipality. The South African Local Government Association also takes part in the NCOP.

It cannot, however, initiate a Bill concerning money, which is the prerogative of the Minister of Finance.

The NCOP Online links Parliament to the provincial legislatures and local government associations. It also provides information on draft legislation and allows the public to make electronic submissions.

The NCOP came into existence in February 1997.

## Government clusters

Clusters foster an integrated approach to governance that is aimed at improving government planning, decision making and service delivery. The main objective is to ensure proper coordination of all government programmes at national and provincial levels.

The main functions of the clusters are to ensure the alignment of government-wide priorities, facilitate and monitor the implementation of priority programmes and to provide a consultative platform on cross-cutting priorities and matters being taken to Cabinet.

The clusters of the Forum of South African Directors-General (Fosad) mirror the Ministerial clusters. The Fosad clusters provide technical support to the Ministerial clusters.

The Director-General in the Presidency is the chairperson of Fosad. Ministers had entered into delivery agreements with President Jacob Zuma, having to give progress reports on their departments' set targets.

The 12 outcomes identified by government include:

- improved quality of basic education
- a long and healthy life for all South Africans
- all people in South Africa are and feel safe
- decent employment through inclusive economic growth

## Cabinet Ministers and Deputy Ministers, as at October 2016

Portfolio	Minister	Deputy Minister
Agriculture, Forestry and Fisheries	Senzeni Zokwana	Bheki Cele
Arts and Culture	Nathi Mthethwa	Rejoice Mabudafhasi
Basic Education	Angie Motshekga	Enver Surty
Communications	Faith Muthambi	Stella Ndabeni-Abrahams
Cooperative Governance and Traditional Affairs	Des van Rooyen	Obed Bapela Andries Nel
Defence and Military Veterans	Nosiviwe Mapisa-Nqakula	Keby Maphatsoe
Economic Development	Ebrahim Patel	Madala Masuku
Energy	Tina Joemat-Pettersson	Themi Majola
Environmental Affairs	Edna Molewa	Barbara Thompson
Finance	Pravin Gordhan	Mcebisi Jonas
Health	Aaron Motsoaledi	Joe Phaahla
Higher Education and Training	Blade Nzimande	Mduduzi Manana
Home Affairs	Malusi Gigaba	Fatima Chohan
Human Settlements	Lindiwe Sisulu	Zoliswa Kota-Fredericks
International Relations and Cooperation	Maite Nkoana-Mashabane	<i>Nomandia Mfeketo Luwellyn Landers</i>
Justice and Correctional Services	Michael Masutha	Thabang Makwetla John Jeffery
Labour	Mildred Oliphant	Patekile Holomisa
Mineral Resources	Mosebenzi Zwane	Godfrey Oliphant
Police	Nkosinathi Nhleko	Makhotso Soty
Public Enterprises	Lynne Brown	Gratitude Magwanishe
Public Service and Administration	Ngoako Ramatlhodi	Ayanda Dlodlo
Public Works	Thembelani Nxesi	Jeremy Cronin
Rural Development and Land Reform	Gugile Nkwinti	Candith Mashego-Dlamini Mcebisi Skwatsha
Science and Technology	Naledi Pandor	Zanele kaMagwaza-Msibi
Small Business Development	Lindiwe Zulu	Elizabeth Thabethe
Social Development	Bathabile Dlamini	Hendrietta Bogopane-Zulu
Sport and Recreation	Fikile Mbalula	Gert Oosthuizen
State Security	David Mahlobo	Ellen Molekane
Telecommunications and Postal Services	Siyabonga Cwele	Hlengiwe Mkhize
The Presidency: Performance Monitoring, Evaluation and Administration	Jeff Radebe	Buti Manamela
The Presidency: Women	Susan Shabangu	–
Tourism	Derek Hanekom	Thokozile Xasa
Trade and Industry	Rob Davies	–
Transport	Dipuo Peters	Sindisiwe Chikunga
Water and Sanitation	Nomvula Mokonyane	Pamela Tshwete

- a skilled and capable workforce to support an inclusive growth path
- an efficient, competitive and responsive economic infrastructure network
- vibrant, equitable and sustainable rural communities with food security for all
- sustainable human settlements and improved quality of household life
- a responsive, accountable, effective and efficient local government system
- environmental assets and natural resources that are well protected and continually enhanced
- a better South Africa and contributing to a better and safer Africa and world
- an efficient, effective and development-oriented public service and an empowered, fair and inclusive citizenship.

### **Economic Sectors, Employment Infrastructure Development Cluster**

The departments in this cluster are:

- Rural Development and Land Reform (Chair)
- Science and Technology (Deputy Chair)
- Agriculture, Forestry and Fisheries
- Communications
- Economic Development
- Finance
- Higher Education and Training
- Labour
- Mineral Resources
- Public Enterprises
- Environmental Affairs
- Transport
- Water and Sanitation
- Public Works
- Human Settlements
- Cooperative Governance and Traditional Affairs
- Energy
- Small Business Development
- Telecommunications and Postal Services
- Public Works
- The Presidency: Planning, Performance Monitoring and Evaluation.

### **Governance and Administration Cluster**

The cluster deals with governance issues, including government's Planning Framework, and the monitoring and evaluation of government's performance. It is through this cluster where the government is able to monitor how various 14 policies' interventions affect Persons with Disabilities, and what further interventions are necessary to enhance policy efficacy.

The departments in this cluster are:

- Home Affairs (Chair)

- Public Service and Administration (Deputy Chair)
- Cooperative Governance and Traditional Affairs
- Justice and Constitutional Development
- Finance
- The Presidency: Planning, Performance Monitoring and Evaluation and Administration
- Communications

### **Social Protection, Community and Human Development Cluster**

The departments in this cluster are:

- Social Development (Chair)
- Basic Education (Deputy Chair)
- Cooperative Governance and Traditional Affairs
- The Presidency: Women
- Human Settlements
- Labour
- Public Works
- Rural Development and Land Reform
- Social Development
- Transport
- Sport and Recreation
- Water and Sanitation
- Arts and Culture
- Basic Education
- Health
- Higher Education and Training
- Science and Technology

### **International Cooperation, Trade and Security Cluster**

The departments in this cluster are:

- Defence and Military Veterans (Chair)
- Telecommunications and Postal Services (Chair)
- International Relations and Cooperation (Deputy Chair)
- International Relations and Cooperation
- Finance
- Trade and Industry
- Tourism
- Environmental Affairs
- State Security

### **Justice, Crime Prevention and Security Cluster**

The departments in this cluster are:

- Justice and Constitutional Development
- Defence and Military Veterans (Chair)
- Police (Deputy Chair)
- Defence and Military Veterans
- Home Affairs
- State Security
- Police

- Correctional Services

### Izimbizo

The second National Imbizo Focus Week of the fifth democratic administration took place from 7 to 12 April 2015. The Imbizo Focus Weeks enable Ministers, Deputy Ministers, Premiers and Members of Executive Councils (MECs) to interact closely with communities in different parts of the country.

The main focus of the Imbizo Focus Week was to afford political principals from all three spheres of government an opportunity to unpack the pronouncements made by the President during the State of the Nation Address on the 12th February 2015.

The focus week also served as a platform to enhance partnerships and increase active participation between government, the citizens, private sector, civil society, organised labour, sectoral groups, faith-based organisations and the media.

From 30 November to 6 December 2015, another National Imbizo Focus Week was held and it coincided with the Parliamentary Constituency Week as well as fall within the dedicated 16 Days of Activism for No Violence Against Women and Children period.

### Law-making

Any Bill may be introduced in the National Assembly. A Bill passed by the National Assembly must be referred to the NCOP for consideration.

A Bill affecting the provinces may be introduced in the NCOP. After the council passes it, it must be referred to the National Assembly.

A Bill concerning money must be introduced in the assembly and referred to the NCOP for consideration and approval after being passed.

If the NCOP rejects a Bill or passes it subject to amendments, the assembly must reconsider the Bill and pass it again with or without amendments.

There are special conditions for the approval of laws dealing with provinces.

### The Presidency

As the executive manager of government, The Presidency is at the apex of South Africa's government system. It is situated in the Union Buildings in Pretoria, and has a subsidiary office in Tuynhuys, Cape Town.

The Presidency comprises five political principals:

- The President, who is the Head of State and Government
- The Deputy President, who is the Leader of

Government Business (in Parliament)

- The Minister of Performance, Monitoring and Evaluation as well as Administration
- The Minister of Women
- The Deputy Minister for Planning, Performance, Monitoring and Evaluation.

The Presidency has three structures which support governance operations directly. They are:

- Cabinet Office, which provides administrative support to Cabinet. It implements administrative systems and processes to ensure the overall optimal functioning of the Cabinet and its committees. It also facilitates the management of decision-making processes of the Cabinet and its Committees.
- Policy Co-ordination Advisory Services comprises a Deputy Director-General and five Chief Directorates, which support policy processes developed by respective clusters of Directors-General.
- Legal and Executive Services provides legal advice to the President, Deputy President, the Minister, as well as The Presidency as a whole, and is responsible for all litigation involving the political principals.

The President, as the Head of State, leads the Cabinet. He or she is elected by the National Assembly from among its members, and leads the country in the interest of national unity, in accordance with the Constitution and the law.

The President appoints the Deputy President from among the members of the National Assembly.

The Deputy President assists the President in executing government functions.

The Presidency received Cabinet-approved additional allocations of R20 million in 2015/16 and R30 million in 2016/17.

Cabinet has also approved reductions of R13,6 million over the medium term for non-core goods and services items and the transfer payment to the National Youth Development Agency.

### National Development Plan (NDP) 2030

The NDP is South Africa's socio-economic policy blueprint that focuses, among other things, on:

- eliminating poverty by reducing the proportion of households with a monthly income below R419 per person from 39% to zero and the reduction of inequality
- increasing employment from 13 million in 2010 to 24 million by 2030
- broadening the country's ownership of assets by historically disadvantaged groups
- ensuring that all children have at least two years of pre-school education and that all



- children can read and write by Grade 3
- providing affordable access to healthcare
- ensuring effective public transport.

### **Monitoring and evaluation**

#### **Institutional Performance Monitoring and Evaluation (IPME)**

IPME monitors the quality of management practices in government departments through the Management Performance Assessment Tool (MPAT).

The Frontline Service Delivery Monitoring programme of IPME is responsible for designing and implementing hands-on service delivery monitoring activities with offices of the Premier and for setting up and supporting the implementation of citizens-based monitoring systems.

The Presidential Hotline is also located in this branch.

### **Elections**

National and provincial elections are held once every five years.

All South African citizens aged 18 and over are eligible to vote.

The Constitution places all elections and referendums in the country in all three spheres of government under the control of the Independent Electoral Commission (IEC), established in terms of the IEC Act, 1996 (Act 51 of 1996).

The obligations of the IEC are to:

- manage elections of national, provincial and municipal legislative bodies
- ensure that those elections are free and fair
- declare the results of those elections
- compile and maintain a voters' roll.

The duties of the IEC are to:

- compile and maintain a register of parties
- undertake and promote research into electoral matters
- develop and promote the development of electoral expertise and technology in all spheres of government
- continuously review electoral laws and proposed electoral laws, and make recommendations
- promote voter education
- declare the results of elections for national, provincial and municipal legislative bodies within seven days
- appoint appropriate public administrations in any sphere of government to conduct elections when necessary.

The IEC manages an average of approximately 130 by-elections a year. By-elections are held when ward councillors vacate their seats for a variety of reasons including death, resignation,

or expulsion from the party or the council.

In August 2016, millions of South Africans took to the polls to vote for their preferred municipality leaders. There were 26,3 million voters that were eligible to cast their ballots which was a 11% increase from the previous municipal elections – amounting to 2 678 307 more voters.

This was a new record for the IEC as the voters roll has grown by 42.5% since the first municipal elections in 2000.

There were 943 203 more voters (an increase of 3,7%) in 2016 than there were for the 2014 national and provincial elections.

Some 55% of voters 14,5 million were women and 45% (11,9 million) were men.

In terms of age, about 48% of all voters were under the age of 40 (12,7 million).

Gauteng had the highest number of voters with 6,2 million registered, followed by KwaZulu-Natal with 5,4 million, the Eastern Cape with 3,3 million and the Western Cape with three million.

About 69% of all voters were from these four provinces.

### **Inter-Ministerial Committees (IMCs)**

The February 2015 Extended Cabinet Lekgotla approved the establishment of an IMC, led by the Deputy President, and comprising the Ministers of Public Enterprises, Finance, Energy, Transport, Telecommunications and Postal Services and of Water and Sanitation to promote the prioritisation of state entities including South African Airways.

In April 2015, the President appointed an IMC on Migration. The IMC comprises of the Minister in The Presidency; Planning, Monitoring and Evaluation; Minister of Police (Deputy Chairperson); Minister of Home Affairs; Minister of Cooperative Governance and Traditional Affairs; Minister of International Relations and Cooperation; Minister of Defence and Military Veterans; Minister of Social Development; Minister of Health; Minister of Basic Education; Minister of State Security; Minister of Justice and Correctional Services; Minister of Small Business Development; Minister of Trade and Industry; and Minister of Human Settlements.

The mandate of this IMC was to broaden in order to deal with all the underlying causes of the tensions between communities and foreign nationals.

Some that are being addressed by the IMC include the implementation of South Africa's labour relations policies as they affect some foreign nationals; the implementation of the laws that govern business licenses; the country's

border management and the country's migration policies.

The IMC on anti-poverty, which is ALSO headed by the Deputy President, played a critical role in coordinating multiple stakeholders.

It also worked to build partnerships outside of government.

### Short-term IMCs

The President also established the following short-term IMCs dedicated to organising certain high-level events:

In April 2016, the President appointed an IMC on the commemoration of the 40th Anniversary of the Soweto Student Uprising.

The IMC was tasked with ensuring the planning and success of the momentous occasion.

The members of the IMC comprised the following ministers:

- Minister in The Presidency: Planning, Monitoring and Evaluation as Chairperson
- Minister of Arts and Culture
- Minister of Basic Education
- Minister of Communications
- Minister of Cooperative Governance and Traditional Affairs
- Minister of Defence and Military Veterans
- Minister of Higher Education
- Minister of Home Affairs
- Minister of Justice and Correctional Services
- Minister of Police
- Minister of Public Works
- Minister of State Security
- Minister of Water and Sanitation
- The Premier of the Gauteng Provincial Government, and
- The Executive Mayor of the City of Johannesburg

In May 2016, an IMC on the 21st International AIDS Conference was appointed. Its members were:

- Minister in The Presidency for Planning, Monitoring and Evaluation as Chairperson
- Minister in The Presidency for Women, Ms Susan Shabangu
- Minister of Arts and Culture
- Minister of Tourism
- Minister of Communications
- Minister of Cooperative Governance and Traditional Affairs
- Minister of Defence and Military Veterans
- Minister of Health
- Minister of Home Affairs
- Minister of International Relations and Cooperation
- Minister of Police
- Minister of Public Works

- Minister of Social Development
- Minister of Sports and Recreation
- Minister of State Security
- Minister of Transport
- Premier of KwaZulu-Natal
- Executive Mayor of eThekweni.

### Department of Cooperative Governance and Traditional Affairs (DCoGTA)

The DCoGTA is responsible for facilitating cooperative governance, to support all spheres of government and to assist the institution of traditional leadership with transforming itself into a strategic partner of government in the development of communities.

The department's mission is to ensure that all municipalities perform their basic responsibilities and functions consistently by:

- Putting people and their concerns first
- Supporting the delivery of municipal services to the right quality and standard
- Promoting good governance, transparency and accountability
- Ensuring sound financial management and accounting
- Building institutional resilience and administrative capability.

### Legislation and policies

The department oversees the implementation of, among other things, the following legislation:

- Intergovernmental Relations Framework Act, 2005 (Act 13 of 2005).
- Municipal Property Rates Act, 2004 (Act 6 of 2004). The Municipal Property Rates Amendment Act, 2009 (Act 19 of 2009).
- Municipal Finance Management Act, 2003 (Act 56 of 2003).
- Disaster Management Act, 2002 (Act 57 of 2002).
- Municipal Systems Act, 2000 (Act 32 of 2002).
- The Municipal Systems Amendment Act, 2011 (Act 7 of 2011).
- Municipal Structures Act, 1998 (Act 117 of 1998).
- Local Government: Municipal Demarcation Act, 1998 (Act 27 of 1998).
- *White Paper on Local Government (1998)*.
- National House of Traditional Leaders Act, 2009 (Act 22 of 2009), and the Traditional Leadership and Governance Framework Act, 2003 (Act 49 of 2003), which were consolidated by the National Traditional Affairs Bill to simplify the process. In September 2013, the National Traditional Affairs Bill was published in the

### Members of the executive councils of provincial government, as at October 2016

<b>Eastern Cape</b>	
Phumulo Masualle	Premier
Mandla Makupula	Education and Training
Sakhumzi Somyo	Finance, Economic Development, Environmental Affairs and Tourism
Pumza Dyantyi	Health
Helen Sauls-August	Human Settlements
Fikile Xasa	Cooperative Government and Traditional Affairs
Thandiswa Marawu	Roads and Public Works
Mliibo Qoboshiyane	Rural Development and Agrarian Reform
Weziwe Tikana	Transport, Safety and Liaison,
Nancy Silwayi	Social Development
Pemmy Majodina	Sport, Recreation, Arts and Culture
<b>Free State</b>	
Sekgobelo Elias Magashule	Premier
<i>Oupa Khoabane</i>	Agriculture and Rural Development
Olly Mlamleli	Cooperative Governance, Traditional Affairs and Human Settlements
Malambulele Samuel Mashinini	Economic Development, Environmental Affairs and Tourism
Pule Makgoe	Education
Benny Malakoane	Health
Elzabe Rockman	Provincial Treasury
Butana Komphela	Police, Roads and Transport
Dora Kotzee	Public Works and Rural Development
Sefora Ntombela	Social Development
Mathabo Leeto	Sport, Arts, Culture and Recreation
<b>Gauteng</b>	
David Makhura	Premier
<i>Nandi Mayathula-Khoza</i>	Social Development
Sizakele Emelda Nkosi-Malobane	Community Safety
Lebogang Maile	Economic Development, Environment, Agriculture and Rural Development
Andrek Panyaza Lesufi	Education
Barbara Creecy	Finance
Qedani Dorothy Mahlangu	Health
<i>Paul Mashatile</i>	Human Settlements and Cooperative Governance and Traditional Affairs
<i>Jacob Mamabolo</i>	Infrastructure Development
<i>Faith Mazibuko</i>	Sport, Arts, Culture and Recreation
Ismail Vadi	Roads and Transport
<b>KwaZulu-Natal</b>	
<i>Willies Mchunu</i>	Premier
<i>Themba Mthembu</i>	Agriculture and Rural Development
<i>Bongi Sithole-Moloi</i>	Arts, Culture, Sport and Recreation
Nomusa Dube-Ncube	Cooperative Governance and Traditional Affairs
<i>Sihle Zikalala</i>	Economic Development, Tourism and Environmental Affairs
<i>Mthandeni Dlungwane</i>	Education
Belinda Scott	Finance
Dr Sibongiseni Maxwell Dhlomo	Health
Ravi Pillay	Human Settlements and Public Works
Weziwe Gcotyelwa Thusi	Social Development
<i>Mxolisi Kaunda</i>	Transport, Community Safety and Liaison

### Members of the executive councils of provincial government, as at October 2016

<b>Limpopo</b>	
Chupu Stanley Mathabatha	Premier
Joy Matshoge	Agriculture and Rural Development
Makoma Makhurupetje	Cooperative Governance, Human Settlements and Traditional Affairs
Seaparo Charles Sekoati	Economic Development, Tourism and Environmental Affairs
Ishmael Kgetjepe	Education
Dr Phophi Constance Ramathuba	Health
Rob Tooley	Provincial Treasury
Jerry Ndou	Public Works, Roads and Infrastructure
Mapula Mokaba-Phukwana	Transport, Safety, Security and Liaison
Joyce Mashamba	Social Development
Nandi Ndalane	Sport, Arts and Culture
Rob Tooley	Treasury
<b>Mpumalanga</b>	
David Mabuza	Premier
<i>Vusumuzi Shongwe</i>	Agriculture, Rural Development and Land and Environmental Affairs
<i>Petrus Ngomana</i>	Community Safety, Security and Liaison
Refilwe Mtsweni	Cooperative Governance and Traditional Affairs
Norah Mahlangu	Culture, Sport and Recreation
Makgabo Mhaule	Education
Eric Kholwane	Finance, Economic Development and Tourism
Gillion Mashego	Health
<i>Speedy Mashilo</i>	Human Settlements
<i>Sasekani Manzini</i>	Public Works, Roads and Transport
<i>Busi Shiba</i>	Social Development
<b>Northern Cape</b>	
Sylvia Lucas	Premier
Norman Shushu	Agriculture and Land Reform
Alvin Botes	Cooperative Governance, Human Settlements and Traditional Affairs
<i>Martha Bartlett</i>	Education
Magdalene Chotelo	Environment and Nature Conservation
<i>MacCollen Jack</i>	Finance, Economic Affairs and Tourism
<i>Lebogang James Motlhaping</i>	Health
<i>Simon Sokatsha</i>	Infrastructure and Public Works
<i>Gift van Standen</i>	Social Development
Lebogang Motlhaping	Sport, Arts and Culture
<i>Pauline Williams</i>	Transport, Safety and Liaison
<b>North West</b>	
Supra Mahumapelo	Premier
<i>Mpho Motlhabani</i>	Community Safety and Transport Management
<i>Ontlametse Mochware</i>	Culture, Arts and Traditional Affairs
<i>Sello Lehar</i>	Education and Sport Development
Dr Lydia Sebego	Health
<i>Fenny Gaolaolwe</i>	Local Government and Human Settlements
Madoda Sambatha	Public Works and Roads
Manketsi Tlhape	Rural, Environment and Agricultural Development
Fenny Gaolaolwe ( <i>Acting</i> )	Social Development
Desbo Mohono	Tourism
Wendy Nelson	Treasury and Enterprise Development

### Members of the executive councils of provincial government, as at *September 2016*

Western Cape	
Helen Zille	Premier
Dan Plato	Community Safety
Anroux Marais	Cultural Affairs and Sport
Debbie Schäfer	Education
Ivan Meyer	Finance
Alan Winde	Agriculture and Economic Development
Prof Nomafrench Mbomba	Health
Bonginkosi Madikizela	Human Settlements
Anton Bredell	Local Government, Environment Affairs and Development Planning
Albert Fritz	Social Development
Donald Grant	Transport and Public Works

*Government Gazette* for public comment. The amendment of the legislation will also ensure, among other things, that traditional affairs, rather than only traditional leaders, will take centre stage. The Khoisan communities will also be fully represented in the National House of Traditional Leaders.

- In August 2014, President Jacob Zuma signed into law the Local Government: Municipal Property Rates Amendment Act, 2014 (Act 29 of 2014).

The Act seeks to:

- regulate the categories of property in respect of which rates may be levied
- regulate the time frames of publication of the resolutions levying rates and what must be contained in the promulgated resolution;
- provide for the exclusion from the rates of certain categories of public service infrastructure;
- give powers to a municipality to levy different rates on vacant land;
- give power to the MEC of Local Government to extend the period of validity of a valuation roll by additional two years;
- amend the dates on which a supplementary valuation takes effect; and
- address the problems that have been experienced in the implementation of the Local Government: Municipal Property Rates Act, 2004.

### Budget

Over the medium term, spending on conditional and other fiscal transfers is expected to increase as a result of Cabinet approved budget changes within the local government, housing and community amenities and the employment programmes function. The largest increase in expenditure relates to R1,1 billion in 2016/17 for the expansion of the community work

programme (CWP) to increase the number of participants from 172 000 in 2013/14 to 362 000 in 2016/17.

The Municipal Infrastructure Support Agency received an additional allocation of R60 million over the medium term to expand infrastructure capacity to 80 municipalities and the municipal disaster recovery grant receives an additional R59.1 million for the disasters that occurred in 2009 and 2010 in Limpopo, KwaZulu-Natal and Western Cape.

### Provincial government

In accordance with the Constitution, each province has its own legislature, consisting of between 30 and 80 members.

The number of members is determined according to a formula set out in national legislation. The members are elected in terms of proportional representation.

The executive council of a province consists of a premier and a number of members (MECs). Premiers are appointed by the President.

Decisions are taken by consensus, as is the case in the national Cabinet.

Besides being able to make provincial laws, a provincial legislature may adopt a constitution for its province if two thirds of its members agree.

A provincial constitution must correspond with the national Constitution.

According to the Constitution, provinces may have legislative and executive powers, concurrent with the national sphere, over:

- agriculture
- casinos, racing, gambling and wagering
- cultural affairs
- education at all levels, excluding university and university of technology education
- environment
- health services
- human settlements



- language policy
- nature conservation
- police services
- provincial public media
- public transport
- regional planning and development
- road-traffic regulation
- tourism
- trade and industrial promotion
- traditional authorities
- urban and rural development
- vehicle licensing
- welfare services.

These powers can be exercised to the extent that provinces have the administrative capacity to assume effective responsibilities.

Provinces also have exclusive competency over a number of areas, which include:

- abattoirs
- ambulance services
- liquor licences
- museums other than national museums
- provincial planning
- provincial cultural matters
- provincial recreational activities
- provincial roads and traffic.

The President's Coordinating Council (PCC) is a statutory body established in terms of the Intergovernmental Relations Framework Act of 2005, which brings together the three spheres of government on matters of common interest and national importance, thereby strengthening cooperative government. Among other things, the forum looked at:

- mechanisms for monitoring job creation and implementation of the New Growth Path (NGP) in all spheres of government
- shared experiences in creating an environment for job creation in provinces
- specific provincial matters
- monitoring and evaluation.

### **Provincial Spatial Development Framework (PSDF)**

The PSDF aims to:

- be the spatial expression of the Provincial Growth and Development Strategy
- guide (metropolitan, district and local) municipal IDPs and spatial development frameworks and provincial and municipal framework plans
- help prioritise and align the investment and infrastructure plans of other provincial departments, as well as national departments' and parastatals' plans and programmes in the provinces
- provide clear signals to the private sector

about desired development directions

- increase predictability in the development environment, for example by establishing "no-go," "conditional" and "go" areas for development and redress of the spatial legacy of apartheid.

### **Local government**

In accordance with the Constitution and the Organised Local Government Act, 1997 (Act 52 of 1997) up to 10 part-time representatives may be designated to represent municipalities and participate in proceedings of the NCOP.

The DCoGTA aims to build and strengthen the capability and accountability of provinces and municipalities.

This includes:

- continued hands-on support through the established system and capacity-building programme, focusing on critical areas such as integrated development planning, local economic development (LED), financial management, service delivery and public participation
- evaluating the impact of government programmes in municipal areas, enhancing performance and accountability by improving the quality of reporting on the Local Government Strategic Agenda (LGSA) and improving the monitoring, reporting and evaluation of capacity in local government
- coordinating and supporting policy development, implementing the LGSA, and monitoring and supporting service delivery.

### **Municipalities**

The Constitution provides for three categories of municipality. There are 278 municipalities in South Africa, comprising eight metropolitan, 44 district and 226 local municipalities. They are focused on growing local economies and providing infrastructure and service.

Metropolises have a choice between two types of government: the mayoral executive system where the mayor has the authority, or the collective executive committee system.

As directed by the Constitution, the Local Government: Municipal Structures Act of 1998 contains criteria for determining when an area must have a category-A municipality (metropolitan municipalities) and when municipalities fall into categories B (local municipalities) or C (district municipalities).

The Act also determines that category-A municipalities can only be established in metropolitan areas.

Metropolitan councils have single metropolitan

budgets, common property ratings and service-tariff systems, and single-employer bodies.

South Africa has eight metropolitan municipalities, namely:

- Buffalo City (East London)
- City of Cape Town
- Ekurhuleni Metropolitan Municipality (East Rand)
- City of eThekweni (Durban)
- City of Johannesburg
- Mangaung Municipality (Bloemfontein)
- Nelson Mandela Metropolitan Municipality (Port Elizabeth)
- City of Tshwane (Pretoria).

Metropolitan councils may decentralise powers and functions. However, all original municipal, legislative and executive powers are vested in the metropolitan council.

In metropolitan areas, there is a choice of types of executive system: the mayoral executive system where executive authority is vested in the mayor, or the collective executive committee system where these powers are vested in the executive committee.

Non-metropolitan areas consist of district councils and local councils. District councils are primarily responsible for capacity-building and district-wide planning. The Local Government: Municipal Structures Act of 1998 provides for ward committees whose tasks, among other things, are to:

- prepare, implement and review IDPs
- establish, implement and review municipalities' performance-management systems
- monitor and review municipalities' performances
- prepare municipalities' budgets
- participate in decisions about the provision of municipal services
- communicate and disseminate information on governance matters.

### **Municipal Infrastructure Support Agent (Misa)**

At the end of March 2013, Misa deployed 68 technical consultants and 24 service providers that support 100 priority municipalities.

### **Local Government Turnaround Strategy (LGTAS)**

The LGTAS was introduced as a government programme of action and a blueprint for better service delivery aimed at responsive, accountable, effective and efficient local government. Five focus areas aimed at fast-tracking implementation of the strategy have been identified. These are:

- service delivery
- governance
- financial management
- infrastructure development
- fighting corruption.

The department aims to review all pieces of legislation that impede service delivery. In this regard, more than 300 sections of legislation that fall under this category have been identified and reviews undertaken.

### **Municipal Infrastructure Grant**

The MIG aims to eradicate municipal infra-structure backlogs in poor communities to ensure the provision of basic services such as water, sanitation, roads and community lighting.

The DCoGTA is responsible for managing and transferring the MIG and provides support to provinces and municipalities on implementing MIG projects.

### **Community Work Programme**

The CWP aims to create one million work opportunities by the 2018/19 financial year, covering all local municipalities. The CWP is a key government initiative aimed at mobilising communities to provide regular and predictable work opportunities at the local government level. The purpose of the programme is to provide an employment safety net for those without access to opportunities designed to lift them out of poverty. The programme also provides access to a minimum level of regular work, two days a week; eight days a month; and 100 days a year at a wage rate presently set at R71 a day.

The programme recognises that policies to address unemployment and create decent work will take time to reach people living in marginalised areas where few opportunities exist.

The programme has been implemented in 76 of the department's 105 priority municipalities in the short-term, while in the medium-term; all municipalities in the country will have at least one CWP site.

### **Local economic development**

LED is an approach towards economic development that allows and encourages local people to work together to achieve sustainable economic growth and development, thereby bringing economic benefits and improved quality of life to all residents in a local municipal area.

LED is intended to maximise the economic potential of municipal localities and enhance the resilience of macro-economic growth through increased local economic growth, employment creation and development initiatives within the

context of sustainable development. The “local” in economic development points to the fact that the political jurisdiction at local level is often the most appropriate place for economic intervention, as it carries alongside it the accountability and legitimacy of a democratically elected body.

LED programmes provide support in the following areas:

- developing and reviewing national policy, strategy and guidelines on LED
- providing direct and hands-on support to provincial and local government
- managing the LED Fund
- managing and providing technical support to nodal economic development planning
- facilitating, coordinating and monitoring donor programmes
- assisting LED capacity-building processes.

Through these interventions and resources, local role players and interest groups are mobilised to achieve economic growth and creating jobs to reduce poverty.

### **Municipal Demarcation Board (MDB)**

The MDB is an independent authority responsible for the determination of municipal boundaries. The board’s status as an independent authority is also protected by Section 3 of the Local Government: Municipal Demarcation Act of 1998 and various judgements by the Constitutional Court.

In addition to the determinations and re-determinations of municipal boundaries, the MDB is also mandated by legislation to declare the district management areas; to delimit wards for local elections; and to assess the capacity of municipalities to perform their functions.

### **South African Local Government Association (SALGA)**

SALGA is a listed public entity, established in terms of Section 21 of the Companies Act, 1973 (Act 61 of 1973), and recognised by the Minister of Cooperative Governance and Traditional Affairs, in terms of the Organised Local Government Act of 1997.

SALGA represents local government on numerous intergovernmental forums such as the PCC, Minister and MECs (MinMec) forum, the Budget Forum, the NCOP and the Financial and Fiscal Commission.

- SALGA aims, among other things, to:
- transform local government to enable it to fulfil its developmental role
  - enhance the role of provincial local government associations as provincial representatives and consultative bodies on local government
  - raise the profile of local government

- ensure full participation of women in local government
- act as the national employers’ organisation for municipal and provincial member employers
- provide legal assistance to its members, using its discretion in connection with matters that affect employee relations.

SALGA is funded through a combination of sources, including a national government grant, membership fees from provincial and local government associations that are voluntary members, and donations from the donor community for specific projects.

The Human Resource Management and Development Strategy aims to turn municipalities into professional and responsive entities.

The strategy is intended to help municipalities make better use of the human capital at their disposal, for them to be able to fulfil their important objective of accelerating service delivery as well as promoting development in local government as a whole.

The strategy emphasises employing individuals who are prepared to extend themselves in serving the needs of people, are professional, and are constantly learning and developing themselves.

One of SALGA’s achievements was the establishment of public accounts committees on municipalities, which allowed councils themselves to exercise accountability.

### **Disaster management**

The Disaster Management Act of 2000, was promulgated in 2003. The National Disaster-Management Centre (NDMC) and functional disaster-management centres and advisory forums were established in eight provinces. The National Disaster-Management Advisory Forum was recognised by the United Nations (UN) as the national platform for reducing disaster risk.

South Africa has also made significant progress in implementing the Hyogo Framework for Action – a global blueprint which aims to substantially reduce disaster losses by 2015.

Through the NDMC, the DCoGTA registered unit standards for levels three to seven with the South African Qualifications Authority (Saq) for a national certificate in disaster risk management.

The department also developed regulations for recruiting and using disaster-management volunteers.

### **Traditional affairs**

In September 2013, Cabinet approved the publication of a Bill that would pave the way for the Khoisan people to be recognised.

The Bill makes statutory provisions for the recognition of the Khoisan and also addresses limitations of existing legislation relating to traditional leadership and governance. The Bill will contribute to the NDP's key target relating to broadening social cohesion and unity while addressing the inequalities of the past.

South Africa also has provincial houses of traditional leaders in the following six provinces: Eastern Cape, Free State, KwaZulu-Natal, Limpopo, Mpumalanga and North West.

National and provincial houses of traditional leaders enhance the cooperative relationships within national and provincial government.

Local houses of traditional leaders deepen and cement the relationship between municipalities and traditional leaders on customary law and development initiatives.

### **Traditional leadership**

Chapter 11 of the Constitution states that the institution, status and roles of traditional leadership, according to customary law, are recognised.

Government acknowledges the critical role of traditional leadership institutions in South Africa's constitutional democracy and in communities, particularly in relation to the rural-development strategy.

It therefore remains committed to strengthening the institution of traditional leadership.

To this end, numerous pieces of legislation have been passed and various programmes implemented to ensure that traditional leadership makes an important contribution to the development of society.

The department is also working on a range of issues, which include policies on unity and diversity, initiation, traditional healing, traditional leaders' protocol, family trees, the remuneration and benefits of traditional leaders based on uniform norms and standards, and involving the Khoisan people in the system of governance in South Africa.

### **Traditional councils**

Legislation has transformed the composition of traditional councils to provide for elements of democracy. It states that 40% of members must be elected and that one third of members must be women.

Legislation has also opened up an opportunity for municipalities and traditional councils to achieve cooperative governance.

Traditional councils have been given a strong voice in development matters and may now enter into partnerships and service-delivery agreements with government in all spheres.

The National Khoisan Council aims to unite the Khoisan communities and create a platform through which they can raise issues affecting them as a group of communities. The most important issue is the statutory recognition and inclusion of the Khoisan people in formal government structures.

### **Houses of traditional leaders**

The Constitution mandates the establishment of houses of traditional leaders by means of either provincial or national legislation.

The National House of Traditional Leaders was established in terms of the then National House of Traditional Leaders Act, 1997 (Act 10 of 1997). Its objectives and functions are to promote the role of traditional leadership within a democratic constitutional dispensation, enhance unity and understanding among traditional communities and advise national government.

Provincial houses of traditional leaders were established in all six provinces that have traditional leaders, namely the Eastern Cape, Free State, KwaZulu-Natal, Limpopo, Mpumalanga and North West.

The national and provincial houses of traditional leaders enhance the cooperative relationships within national and provincial government, while the establishment of local houses of traditional leaders deepens and cements the relationship between municipalities and traditional leaders on customary law and development initiatives.

### **Commission on Traditional Leadership Disputes and Claims**

The commission was established in terms of the Traditional Leadership and Governance Framework Act of 2003.

It is tasked with restoring the dignity of traditional leaders and their communities by investigating and ensuring that the institution of traditional leadership is restored to where it belongs. It also investigates all claims to any position of traditional leadership (king/queen/principal/senior traditional leader and headmen and women), including disputes over the boundaries of traditional councils.

Section 25 of the Traditional Leadership and Governance Framework Act of 2003 requires that the commission investigate and make recommendations on cases where there is doubt as to whether a kingship, principal traditional leadership or senior traditional leadership and headmanship was established in accordance with customary law and customs.

## Media Development and Diversity Agency (MDDA)

The MDDA was set up by an Act of Parliament, 2002 (Act 14 of 2002) to enable historically disadvantaged communities and people not adequately served by the media to gain access to the media. Its beneficiaries were community media and small commercial media.

- To achieve its objective, the MDDA encourages:
- ownership and control of, and access to, media by historically disadvantaged communities and historically diminished indigenous language and cultural groups
  - the channelling of resources to community and small commercial media
  - human resource development and capacity-building in the media industry, especially among historically disadvantaged groups
  - research regarding media development and diversity.

## Department of Public Service and Administration (DPSA)

The DPSA is at the centre of government. It plays a major policy role in establishing norms and standards for the Public Service, which ensure that service-delivery mechanisms, integrated systems and access, human resources, institutional development and governance initiatives are responsive to the needs of citizens.

This mandate has evolved over the years from transforming and modernising the Public Service through the development and implementation of policies and frameworks, to providing implementation support to ensure compliance, improve service delivery and strengthen monitoring and evaluation.

In terms of the Public Service Act of 1994, as amended, the Minister of Public Service and Administration is responsible for establishing norms and standards relating to:

- the functions of the Public Service
- organisational structures and the establishment of departments and other organisational and governance arrangements in the Public Service
- labour relations, conditions of service and other employment practices for employees
- the health and wellness of employees
- information management
- electronic government in the Public Service
- integrity, ethics, conduct and anti-corruption
- transformation, reform, innovation and any other intervention to improve the effectiveness and efficiency of the Public Service and its service delivery to the public.

The DPSA has identified five focus areas that

will form part of the overall work of the Public Service and Administration Portfolio over the next four-year period. These will serve as the main strategic indicators that will point to whether the Public Service is effective, efficient and development-oriented.

They are:

- services rendered with speed
- services easily accessible to citizens
- services provided at lower cost
- appropriately skilled public servants to render services.
- competitive conditions of service for public servants and the achievement of labour peace.
- no corruption
- a positive impact on the lives of people and the economy.

The Minister of Public Service and Administration and union leaders launched the Public Service Charter in August 2013. The charter is a commitment between the State as the employer and labour, which seeks to professionalise and encourage excellence in the public service and improve service delivery. It also introduces service standards in the public service, with a call to public servants to meet and exceed them.

## Anti-corruption bureau

The Minister of Public Service and Administration launched the anti-corruption bureau to fast-track disciplinary cases in the public sector. The bureau forms part of amendments to the Public Service Act of 1994.

The amendments also include banning all public servants from doing business with the government.

Cabinet and provinces have adopted a manual on procedures for recruiting, and/or retaining officials that resign.

Uniform standards will be applied to all public servants across government.

The bureau will conduct investigations, institute disciplinary proceedings and work with existing law enforcement agencies, such as the Special Investigating Unit (SIU) and National Prosecuting Authority (NPA), and the other related agencies such as, Financial Intelligence Centre (FIC) and South African Revenue Service (Sars).

Criminal cases will be referred to law enforcement agencies.

The bureau also has to provide technical assistance and advisory support to deal with disciplinary matters in the public administration, while ensuring that the public sector applies uniform disciplinary standards.

A case management system allows officials to



monitor the progress of cases to ensure that they are finalised speedily. By 2014, an agreement was already in place with the NPA to ensure that whistle-blowers were protected.

The passing of the Public Administration Management Bill (PAM) in March 2014 was expected to change the face of the state at national, provincial, and local levels. The Bill was a major step forward in the building of an effective, efficient, and ethical public service.

An effective, efficient and ethical Public Service is a central element in the building of a democratic developmental state as mandated by the NDP.

Among other things, the PAM Bill prohibits public administration officials from conducting business with the State and officials in public administration are required to declare the financial and business interests of their immediate family members.

By prohibiting officials from conducting business with the State, government is eliminating incentives and opportunities for corruption and unethical conduct.

## Role players

### Community development workers (CDWs)

CDWs link early childhood development centres with programmes of the Department of Social Development. In the area of HIV and AIDS, CDWs disseminate user-friendly information on these conditions and mobilise communities to actively participate in HIV and AIDS-related awareness programmes including World AIDS Day.

To promote food security, CDWs identify indigent households and mobilise them to benefit from the departments of agriculture and rural development's food security programmes.

To contribute to job creation, CDWs identify and link unemployed youths to government's Expanded Public Works Programme (EPWP) and Community Works Programme.

To empower CDWs with information on government priorities, the department convened a national CDW conference for 500 CDWs from all provinces in March 2013. CDWs are agents of participatory democracy. Their functions include:

- communicating government and other information to communities in an accessible way
- providing feedback to government regarding community experiences of service delivery and governance
- providing early warning to government of any obvious reduction in service standards and performance that could lead to the collapse or significant impairment of overall service func-

tions

- reporting any corruption or irregularity encountered within the sphere of government, government departments, community organisations or the private sector.

### Public Service Commission (PSC)

The PSC is tasked and empowered to, amongst others, investigate, monitor, and evaluate the organisation and administration of the Public Service.

This mandate also entails the evaluation of achievements, or lack thereof of Government programmes. The PSC also has an obligation to promote measures that would ensure effective and efficient performance within the Public Service and to promote values and principles of public administration as set out in the Constitution, throughout the Public Service.

The PSC has an obligation to promote measures that will ensure effective and efficient performance within the Public Service and to promote values and principles of public administration, as set out in the Constitution, throughout the Public Service.

The Constitution mandates the commission to:

- promote the values and principles governing public administration
- investigate, monitor and evaluate the organisation, administration and the personnel practices of the Public Service
- propose measures to ensure effective and efficient performance within the Public Service
- give directions aimed at ensuring that personnel procedures relating to recruitment, transfers, promotions and dismissals comply with the constitutionally prescribed values and principles
- report its activities and the performance of its functions, including any findings it may make and to provide an evaluation of the extent to which it complies constitutionally with the prescribed values and principles
- either of its own accord or on receipt of any complaint:
  - investigate and evaluate the application of personnel and public-administration practices, and report to the relevant executive authority and legislature
  - investigate grievances of employees in the Public Service concerning official acts or omissions, and recommend appropriate remedies
  - monitor and investigate adherence to applicable procedures in the Public Service
- advise national and provincial organs of State regarding personnel practices in the Public

Service.

To be effective, the public Service has to develop a deeper understanding of the constitutional imperatives and government mandate of providing a better life for the country's citizens.

This would make it easier for government to develop the necessary skills in its human capital to deal with the challenges faced by South Africans across the board.

### **Government Employees Medical Aid Scheme (GEMS)**

GEMS was registered on 1 January 2005 specifically to meet the healthcare needs of government employees. Its mission is to provide all public service employees with equitable access to affordable and comprehensive healthcare benefits.

### **Centre for Public Sector Innovation (CPSI)**

The CPSI was established to identify, support and nurture innovation in the public sector to improve service delivery.

The CPSI works through partnerships with other departments and state-owned enterprises (SOEs) to, for example, enhance the productive capacity of visually impaired educators by providing data-card devices for them to access teaching material without the use of Braille.

The CPSI runs targeted innovation programmes to support the outcomes of rural development, accelerated service delivery at local government level, as well as human settlement.

The CPSI held a conference in August 2014 under the theme "Building an innovative State machinery for maximised service delivery impact." The conference was aimed at helping government serve its citizens with diligence and interrogate the challenges standing in the way of excellence. The public service employs about 1,3 million people around the country.

### **National School of Government (NSG)**

The NSG offers training and development opportunities to public servants at national, provincial and local level of government.

This includes training of new public service employees as part of their probation, re-orientation of senior managers and orientation of unemployed youth graduates, preparing them for public service employment opportunities.

The school is intended to educate, train, professionalise and develop a highly capable, skilled and committed public service cadre, with a sense of national duty and a common culture and ethos.

It will nurture a culture of professionalism

and innovative thinking and serve as a catalyst for reform and modernisation, in pursuit of a performance-oriented public service. Core training is not outsourced, but is performed internally.

The school provides everything from adult basic education and training to higher education courses, and is registered to carry out the necessary accreditation.

The school runs like a customer-focused business, with participants having to pay tuition fees. It is funded by PSeta and skills development levies are drawn from departments' payrolls.

All new public servants are required to undergo induction training.

### **Public Service Month**

South Africa marks Public Service Month in September each year.

It is a regular national event that requires all the national and provincial departments to participate by putting in place activities and campaigns to improve service delivery. Public Service Month is a follow-up to and mirrors the UN and Africa Public Service Day. It takes place on 23 June every year.

### **Batho Pele**

The *Batho Pele* Campaign is, aimed at improving service delivery to the public.

*Batho Pele* is a Sesotho phrase meaning "People First".

From this concept, eight principles were derived and made known in a White Paper as the principles for transforming public service delivery, which are:

- regular consultation with customers
- set service standards
- increased access to services
- higher levels of courtesy
- more and better information about services
- increased openness and transparency about services
- remedying failures and mistakes
- giving the best possible value for money.

### **Batho Pele Awards**

The annual National Batho Pele Excellence Awards (NBPEA) serve to recognise public servants who are selfless, dedicated, committed and who go the extra mile in servicing the citizens. Eligible to public servants across the three spheres of government, the awards seek to entrench the transformation and professionalisation of the public service.

They reward excellent service delivery and recognise the contribution by public servants

across government in their service delivery improvement initiatives.

The theme for the 2015 awards was “Batho Pele, Putting People First” which affirms government’s position of putting citizens in the forefront of service delivery improvement initiatives, in line with the Ministry of Public Service and Administration (MPSA’s) vision. The winners were:

- Maria Maghrieta Goodier, Auxiliary Nurse, Ruyterwacht Community Health Care Clinic, Western Cape Province won the Overall Batho Pele Public Servant of the Year Awards.
- Sister Duduzile Ndlovu, Operational Manager, Thuthuzela Care Centre, Port Shepstone Regional Hospital, KwaZulu-Natal took home the Best Frontline Public Service Employee of the Year Awards.
- Road Accident Fund-On the Road Project, Gauteng scooped the Best Implemented Programme/Project of the Year Award.
- The Best Functioning Provincial Department of the Year Award went to the KwaZulu-Natal Provincial Treasury.
- Intensive Care Unit: Mokopane Hospital, Department of Health won the Batho Pele Team of the Year Award.
- Boy Ngobeni, Gauteng Department of Education, scooped the award for Best Provincial Head of Department of the Year.

The awards will be extended to cover the entire public service. It is hoped that the awards will reinforce the diligence of public servants and the compassion they show to people.

## Department of Public Works (DPW)

The DPW is mandated to be the custodian and portfolio manager of national government’s immovable assets.

Following the operationalisation of the Property Management Trading Entity in 2015/16, the department’s role will now be policy formulation, coordination, regulation and oversight relating to the provision of accommodation and expert built environment services to client departments at the national government level; as well as, through the Property Management Trading Entity, the planning, acquiring, managing and disposing of immovable assets in the department’s custody.

The DPW is further mandated to coordinate and provide strategic leadership in job creation initiatives through the implementation of the EPWP. Public works is constitutionally designated as a concurrent function exercised by both the national and provincial spheres of government.

## Expanded Public Works Programme

The EPWP is a government initiative aimed at alleviating poverty and unemployment within the South African Communities through the provision of short term to medium term work opportunities to unskilled and unemployed South Africans.

The EPWP participants’ employment period is determined by the project implementation period. Besides, the number of work opportunities created, the programme has successfully made a significant socio-economic impact to the communities through the creation and maintenance of community assets.

Among its major contribution towards the provision of services and assets, the EPWP has maintained over 40 000 km of provincial access roads and provided services to 595 schools through food production gardeners operating within the National School Nutrition Programme.

The EPWP’s training focus, which is in partnership with a number of training providers, remains as one of the most significant parts of the programme.

## Department of Home Affairs (DHA)

The DHA is the custodian of the identity of all South African citizens, critical to which is the issuance of birth, marriage and death certificates; identity documents (IDs) and passports; as well as citizenship; naturalisation and permanent residency certificates.

This goes beyond merely issuing documents. It encompasses the safe maintenance and archiving of biometric and demographic records of citizens and residents of the country.

The department is also responsible for the effective, secure and humane management of immigration.

Statutory bodies falling under the department are the:

- Immigration Advisory Board
- Standing Committee for Refugee Affairs
- Refugee Appeal Board.

A major focus for the DHA is the transformation of the department, so that it can deliver a service that is efficient, accessible and corruption-free. Several closely related strategic drivers are used in this regard.

## Legislation and policies

The mandate of the DHA is derived from the Constitution and various Acts of Parliament and policy documents. The department’s services are divided into two broad categories: civic services and immigration services. Both must ensure the efficient determination and safeguarding of the

identity and status of citizens, and provide for the regulation of immigration to ensure security, promote development and fulfil South Africa's international obligations.

The department oversees the implementation of, among others, the following legislation:

- South African Citizenship Act, 1995 (Act 88 of 1995)
  - Births and Deaths Registration Amendment Act, 2010 (Act 18 of 2010)
  - The South African Citizenship Amendment Act, 2010 (Act 17 of 2010)
  - Refugees Act, 1998 (Act 130 of 1998)
  - Immigration Act, 2002 (Act 13 of 2002), as amended by the Immigration Amendment Act, 2004 (Act 19 of 2004)
  - Immigration Amendment Act, 2011 (Act 13 of 2011) which provides for, among others, revising provisions relating to the Immigration Advisory Board
  - Refugees Act, 1998 (Act 130 of 1998) gives effect within South Africa to the relevant international legal instruments, principles and standards relating to refugees; provides for the reception into South Africa of asylum seekers; regulates applications for and recognition of refugee status; and provides for the rights and obligations flowing from such status, and related matters
  - Immigration Act, 2002 (Act 13 of 2002), which provides for a stricter immigration policy to control illegal immigration. Implementation of administrative fines and other measures came into effect in 2003; the Act was later amended to clarify and revise immigration and permit procedures to facilitate importing skills
  - The Refugee Amendment Act, 2011 (Act 12 of 2011), which contains certain amendments to eliminate abuse of the asylum system and redefines in a clear and transparent manner the criteria for refugees seeking asylum
  - South African citizenship is regulated by the South African Citizenship Act, 1995 (Act 88 of 1995), and regulations issued in terms thereof.
- The South African Citizenship Amendment Act, 2010 (Act 17 of 2010) amends provisions of the South African Citizenship Act of 1995 that deal with citizenship by birth and naturalisation, and the loss of citizenship in terms of the mandate of the DHA.
- The South African Citizenship Amendment Act of 2010, among others, ensures that a child:
- born to a South African parent inside or outside the country is a South African by birth, as long as the child is registered according to South African law
  - born of non-South African parents, but

adopted by South African parents is a citizen by descent

- born of non-South African parents in South Africa, may, at the age of 18 years, apply for naturalisation; while they are minors, such children will retain the citizenship of their parents
- with no claim to any citizenship will be given South African citizenship, in accordance with international law and practice.

### **Citizenship**

South African citizenship may be granted by way of:

- birth or descent
- an application for naturalisation as a South African citizen
- an application for resumption of South African citizenship
- registration of the birth of children born outside South Africa to South African fathers or mothers
- an application for exemption, in terms of Section 26(4) of the Act.

### **National Population Register**

Government aims to ensure that registration at birth is the only entry point to the national population register by increasing the number of births registered within 30 calendar days from 750 000 in 2016/17 to 950 000 in 2018/19.

### **Immigration**

The DHA's National Immigration Branch is responsible for control over the admission of foreigners for residence and departure from South Africa. The immigration policy aims to:

- discourage illegal migration into South Africa by encouraging foreign nationals to apply for relevant permits to legalise their stay in the country
- create an enabling environment for foreign direct investment in South Africa
- attract scarce skills required by the economy, in accordance with the 2014 vision of eradicating poverty and underdevelopment
- temporary and permanent residence permits issue as expeditiously as possible and according to simplified procedures
- ensure that security considerations are fully satisfied and the State regains control over the immigration of foreigners to South Africa
- ensure that economic growth is promoted through the employment of needed foreign labour; foreign investment is facilitated; the entry of exceptionally skilled or qualified people is enabled and academic exchange programmes

in the Southern African Development Community (SADC) are facilitated

- ensure that tourism is promoted
- ensure that the contribution of foreigners to the South African labour market does not adversely affect existing labour standards and the rights and expectations of South African workers
- ensure that a policy connection is maintained between foreigners working in South Africa and the training of South African citizens
- ensure that a human-rights-based culture of enforcement is promoted.

The department prioritised the issuance of quota work permits to foreigners who fall within specific occupational classes or specific professional categories.

In this context, details of specific occupational classes and specific professional categories and the applicable quotas are published annually in the *Government Gazette*, after consultation with other stakeholder departments.

The Immigration Amendment Act provides for, among other things:

- revising provisions relating to the Immigrating Advisory Board
- revising provisions relating to the making of regulations
- the designation of ports of entry
- revising provisions relating to visas for temporary sojourn in South Africa
- the mandatory transmission and use of information on advance passenger processing
- the transmission of passenger name record information
- revising provisions relating to permanent residence
- revising penal provisions.

### Visas

Foreigners who wish to enter South Africa must be in possession of valid and acceptable travel documents. They must have valid visas, except in the case of certain countries whose citizens are exempt from visa control. Such exemptions are normally limited to permits, which are issued for 90 days or less at the ports of entry.

The visa system is aimed at facilitating the admission of acceptable foreigners at ports of entry. The visa becomes a permit upon entry; therefore, no additional permit will be issued.

In October 2015, new visa changes were introduced to address concerns raised by tourists, South African travellers and stakeholders in the tourism sector regarding revisions to regulations introduced in 2014.

The amended allowances now require South

African children travelling through South African borders to have their parents' identification and citizenship details printed in their passports, doing away with the requirement to carry unabridged birth certificates on entry or exit.

For school tours and other group tours including under-age children, entry and exit regulations now only require confirmation letters from the school principals or a similar authority, along with the amended passport requirements. This authority will also be extended to include registered sports bodies on tour.

In respect of inbound travellers (international visitors) where visas are required, provision of original birth certificates or certified copies of required documents would be continued during the visa application process, as this is in line with practice in many other countries.

Travellers from visa-exempt countries travelling with children were strongly advised to bring with them proof of the relation and consent from the absent parents or guardians.

The DHA outsourced the handling and processing of visa applications to Visa Facilitation Services (VFS). The VFS has opened 11 offices, which are referred to as Visa Application Centres (VACs), around South Africa beginning on 2 June 2014. These could be found at:

At the VACs, applicants can submit their applications and biometric data for processing. Once the applications have been thoroughly checked, they will then be scanned and forwarded to the Head Office of DHA in Pretoria. The VFS operates strictly as a processing operation and does not offer potential immigrants any advice on immigration rule. Therefore, prospective immigrants will still have to seek advice from immigration consultants, and the consultants will be able to accompany applicants.

Zimbabwe nationals on Special Dispensation for Zimbabweans Project, Asylum and Refugee cases will still be directly handled by the DHA. The VFS does not have the authority to grant or refuse visas as that decision still lies with the DHA.

New regulations state that one cannot change from a Visitor's Visa to another type of visa; these applications for change of conditions must be made at a mission abroad, i.e. an embassy or consulate, where the applicant is an ordinary resident or holds citizenship. However, exceptional circumstances include if an applicant is in need of life saving medical treatment or is an accompanying spouse or child of a business or work visa holder who wish to apply for a study or work visa.

Life partners looking to apply for temporary



residency in South Africa based on a life partner visa will need to prove that they have been together for two years; those applying for permanent residency will need to prove that they have been together for five years. Spouses looking to apply for temporary residency in South Africa based on a spousal visa will not need to prove that they have been in a previous relationship for a certain number of years. If a partner or spouse was in a previous marriage, it is necessary to provide official documents that prove the dissolution of such marriage either by divorce or the death of the other spouse. Life partners will need to attend separate but simultaneous interviews to determine the authenticity of the existence of their relationship.

The DHA has officially eradicated the Exceptional Skills and Quota permit categories. Current Exceptional Skills and Quota Permit holders will not be able to renew their permits going forward.

Those looking to renew their visa while in the country must do so 60 days before the current one expires.

Applications for a general work visa will have to include a certificate from the Department of Labour confirming the following:

- despite a thorough search, the prospective employer could not find a South African employee with the skills and experience equivalent to those of the applicant
- the applicant has proven skills and experience in line with the job offer
- the salary and benefits of the applicant are not inferior to those of citizens or permanent residents
- the contract signed by both the employer and applicant stipulates conditions that are in line with the labour laws of South Africa.

The applicant will need a document to prove that their qualifications have been approved by Saqa. This document must be translated into one of the official languages of South Africa by a sworn translator. The work visa will be valid for a maximum of five years.

The Critical Skills Work Visa is based on a list of occupations that are considered critical (examples include Agricultural engineers, Land Surveyor and Forestry technicians) in South Africa. To apply for a visa in this category the applicant does not need a job offer, but within one year of being granted a visa, will need to prove that he or she is gainfully employed within their field. This visa replaced the Exceptional Skills and Quota Visas.

Visitor's Visa holders who wish to change the terms or status of their visa must submit

an application no less than 60 days prior to the current visa's date of expiration. It is no longer possible to change from a Visitor's Visa to another visa category within South Africa.

It is a requirement for businesses to get a recommendation letter from the Department of Trade and Industry (the dti) for a Business Visa. The dti will conduct a thorough forensic assessment of the feasibility of the business entity as well as the contribution to the national interest of South Africa. A minimum of R5 million must be invested into South Africa. Any accountant registered with the South African Institute of Professional Accountants or the South African Institute of Chartered Accountants can verify the availability of funds for a business visa.

The business owner's workforce must be 60% South Africans or must be permanent residents employed in various positions. Business visas will be granted for no longer than three years at a time. No business visa will be issued to a foreigner who intends to establish or invest in a business that is listed as an undesirable business undertaking.

To obtain an Intra-Company Visa the employee in question must be employed with the foreign office/ business for a minimum of six months before being eligible for transfer to South Africa. This visa will now be available for four years but is non-renewable.

Holders of a Study Visa may not conduct part-time work exceeding 20 hours of labour a week. Both Study and Exchange visas will only be issued for the duration of the study period or exchange programme respectively. An Exchange Visa (for persons under 25 years) will not be granted to conduct work pertaining to an undesirable work as published by the Minister in the gazette, after consultation with the Minister of Trade and Industry.

An Asylum Transit Visa issued at a port of entry will be valid for a period of five days to enable the holder to report at a nearest Refugee Reception Office.

Fines will no longer be charged for overstaying. Persons who overstay for a prescribed number of times will be declared as undesirable.

South Africa's new Passport and Travel Documents Act, 1994 (Act 4 of 1994) officially took effect from June 2015. Under the new legislation, South Africans and foreign nationals travelling with children under the age of 18 are required to produce unabridged birth certificates. It is part of the government's commitment to safeguard the best interests of children and prevent child trafficking.

Parents who needed to travel with their children

and could not get unabridged birth certificates in time, would be able to leave the country if they had a letter indicating that they had applied for the documents.

The requirements were aimed at establishing the principle that all children must have the consent of their parents when travelling into or out of South Africa.

### Control of travellers

People arriving in South Africa by air, sea or land have to pass through customs control, where they may be questioned and their baggage scanned or searched for dutiable, restricted or prohibited goods. Visitors found with undeclared, restricted or prohibited goods, could be fined or may face prosecution.

South Africa acceded to the Admission Temporaire/Temporary Admission (ATA) convention in 1975, which means foreign visitors companies and individuals can approach their local chambers of commerce for advice regarding the issuing of an ATA Carnet for the temporary import of certain goods in a simplified method. An example would be broadcasters or sponsors of international sporting events taking place in South Africa.

### Control of sojourn

Foreigners who are in the country illegally and are, therefore, guilty of an offence may be classified into three categories, namely those who:

- entered the country clandestinely
- failed to renew the temporary residence permits issued to them at ports of entry
- breached the conditions of their temporary residence permits without permission, such as holiday visitors who took up employment or started their own businesses.

Depending on the circumstances, people who are in South Africa illegally are prosecuted, removed, or their sojourn is legalised. Officers at the various regional and district offices of the department are in charge of tracing, prosecuting and removing illegal foreigners from the country. Employers of illegal foreigners may also be prosecuted.

### Permanent residence

Government allows immigration on a selective basis. The DHA is responsible for:

- processing applications for immigration permits for consideration
- admitting people suitable for immigration, such as skilled workers in occupations in which there is a shortage in South Africa.

The department particularly encourages

applications by industrialists and other entrepreneurs who wish to relocate their existing concerns, or to establish new concerns in South Africa.

The department is not directly involved in an active immigration drive. In categories where shortages exist, the normal procedure is for employers to recruit abroad independently and, in most cases, initially apply for temporary work permits.

The department considers the applications for immigration permits of prospective immigrants who wish to settle in the relevant provinces. In terms of new regulations, regions will be responsible for issuing permits previously issued by the regional committees, in respect of permanent residence. They will also do so in respect of temporary residence. Enquiries in this regard may be made to the nearest office of the DHA in South Africa, to missions abroad, or to the DG of the DHA for the attention of the Directorate: Permitting, in Pretoria.

The department has prioritised temporary residence permits, as this category of foreigners is at risk of being in the country illegally, if their applications are not finalised in time.

The department will prioritise applications for permanent residence permits from holders of quota work permits and exceptional skills work permits, in line with the country's objective of attracting critical skills.

### Temporary residence

In March 2014, the details of the new Zimbabwean Special Dispensation Permit (ZSP) were announced. The ZSP marked the beginning of a new phase, as the Dispensation for Zimbabwe Project (DZP) officially closed on 31 December 2014. Under the DZP, Zimbabwean nationals, who were in the country illegally, were granted an opportunity to legalise their stay. The special dispensation was introduced in 2009 to regulate the stay of Zimbabweans working illegally in South Africa because of the political and socio-economic situation in their country.

Approximately 295 000 Zimbabweans applied for the permit. Just over 245 000 permits were issued, with the balance being denied due to lack of passports or non-fulfilment of other requirements.

Since then, the DHA developed a proposal with regard to the new ZSP and it was accepted by Cabinet in August 2014. Zimbabwean nationals, who are in possession of the DZP permits, were eligible to apply for the ZSP. However, this is only if they wish to extend their stay in South Africa. Certain conditions to be fulfilled included

a valid Zimbabwean passport; evidence of employment, business, or accredited study and a clear criminal record.

The ZSP will allow permit-holders to live, work, conduct business, and study in South Africa for the duration of the permit, which is valid until 31 December 2017.

VFS Global, a worldwide outsourcing and technology services specialist for diplomatic missions and governments, managed applications for ZSP permits. The DHA adjudicated applications. VFS opened four new offices in provinces where it was anticipated that there would be large numbers of applicants. These were Gauteng, Western Cape, Limpopo and Mpumalanga. The new offices were in addition to the 11 offices already opened, all of which dealt with ZSP applications.

ZSP permit-holders, who wished to stay in South Africa after the expiry of their ZSP, should return to Zimbabwe to apply for mainstream visas and permits under the Immigration Act.

In January 2016, the Lesotho Special Permit (LSP) was launched. The purpose of the programme is to regularise the stay of Lesotho nationals currently residing in South Africa illegally.

It is meant to document Lesotho nationals who are working, studying or running businesses in South Africa, without appropriate documentation.

The special permits will be valid for four years. They will expire on 31 December 2019. More than 400 000 Lesotho nationals stood to benefit from the LSP.

## **Role players**

### **Government Printing Works (GPW)**

The GPW, a division of the DHA, is a South African security printing specialist that deals with the printing of passports, visas, birth certificates, smart ID-cards and examination materials, as well as government stationery and publications, such as tender bulletins and government gazettes.

It does this by continuously updating its security printing technology and today, boasts a new state-of-the-art facility that has been benchmarked internationally and is widely divergent from its humble beginnings.

Based in Pretoria, the printing works provides a variety of related services to other government departments, the printing industry and other African countries.



South Africa Yearbook 2015/16

# Health

The Department of Health (DoH) derives its mandate from the National Health Act, 2003 (Act 61 of 2003), which requires the department to provide a framework for a structured uniform health system within South Africa.

The act sets out the functions of the three levels of government as they relate to health services. The department contributes directly to achieving government's outcome that calls for a long and healthy life for all citizens.

Significant progress has been made over the last 10 years towards ensuring a long and healthy life for all South Africans, which is Outcome 2 of government's 2014-2019 Medium Term Strategic Framework (MTSF).

Over the medium term, the DoH will continue to contribute to increased life expectancy and improved quality of life for South Africans through sustaining the expansion of the HIV and AIDS treatment and prevention programme, revitalising public healthcare facilities, and ensuring the provision of specialised tertiary hospital services.

The year 2015/16 marked the first year of the first five-year building block towards the achievement of the 2030 vision and goals of The National Development Plan (NDP).

The 2030 vision for health in Chapter 10 of the NDP is to achieve a health system that works for everyone and produces positive health outcomes.

In support of this vision, the strategic thrust of the health sector continue to focus on four outcomes:

- Outcome 1: Increase the life expectancy of all South Africans
- Outcome 2: Decrease Maternal, Child and Infant Mortality
- Outcome 3: Combating HIV and AIDS and decreasing the burden of disease from Tuberculosis (TB).
- Outcome 4: Strengthened Health System.

The NDP 2030 states explicitly that there are no 'quick fixes' for achieving its nine goals. The NDP also identifies a set of nine priorities that highlight the key interventions required to achieve a more effective health system, and thus the desired outcomes. The priorities are as follows:

- Address the social determinants that affect health and diseases.
- Strengthen the health system.
- Improve health information systems.
- Prevent and reduce the disease burden and promote health.
- Finance universal healthcare coverage.
- Improve human resources in the health sector.
- Review management positions and

appointments, and strengthen accountability mechanisms.

- Improve quality by using evidence.
- Establish meaningful public-private partnerships.

## Population statistics

For 2015, Statistics South Africa estimated the mid-year population as 54,96 million. Approximately 28,07 million (51%) of the population was female.

Gauteng comprised the largest share of the South African population. Approximately 13,20 million people (24%) live in this province.

KwaZulu-Natal is the province with the second largest population, with 10,92 million people (19,9%) living in this province.

With a population of approximately 1,19 million people (2,2%), the Northern Cape remains the province with the smallest share of the South African population.

About 30,2% of the population is aged younger than 15 years and approximately 4,42 million (8,0%) is 60 years or older. Of those younger than 15 years, approximately 3,80 million (22,9%) live in KwaZulu-Natal and 3,28 million (19,7%) live in Gauteng.

Migration is an important demographic process in shaping the age structure and distribution of the provincial population. For the period 2011-2016 it was estimated that approximately 243 118 people would migrate from the Eastern Cape; Limpopo was estimated to experience an out-migration of nearly 303 151 people.

During the same period, Gauteng and Western Cape were estimated to experience an inflow of migrants of approximately 1 169 837 and 350 569 respectively. Life expectancy at birth for 2015 was estimated at 60,6 years for males and 64,3 years for females.

The infant mortality rate for 2015 was estimated at 34,4 per 1 000 live births. The estimated overall HIV prevalence rate is approximately 11,2% of the total South African population.

The total number of people living with HIV is estimated at approximately 6,19 million in 2015. For adults aged 15-49 years, an estimated 16,6% of the population is HIV positive.

## HIV and AIDS, TB and maternal and child health

The purpose of this programme is to develop national policies, guidelines, norms and standards, and targets to decrease the burden of disease related to the HIV and TB epidemics; to minimise maternal and child mortality and morbidity; and to optimise good health for



children, adolescents and women; support the implementation of national policies, guidelines, and norms and standards; and monitor and evaluate the outcomes and impact of these.

The programme established 15 interventions to assist in reducing maternal, neonatal and child mortality significantly within a short period of time (called the 'Countdown to the MDGs') and beyond.

The full implementation of the four streams of primary healthcare (PHC) re-engineering (with contracting of general practitioners being 4th stream): municipal ward-based community health worker outreach teams, the Integrated School Health Programme (ISHP) and the District Clinical Specialist Teams (DCSTs) assists facilities and districts towards fully implementing interventions to reduce maternal, neonatal and child mortality, including those associated with HIV and TB.

### Child, Youth and School Health

The subprogramme is responsible for policy formulation, coordination, and monitoring and evaluation of child, youth and school health services. Each province also has a unit which is responsible for fulfilling this role, and for facilitating implementation at provincial level. Most maternal, newborn, child and women's health (MNCWH) and nutrition services are provided by the provincial departments of Health, who are thus central role-players in efforts to improve the coverage and quality of MNCWH and nutrition services.

At district level, these services are provided by a range of health and community workers, and other human resources. Many stakeholders outside of the health sector also have key roles to play in promoting improved child and youth health and nutrition.

These include other government departments (such as Social Development, Rural Development, Basic Education, Water Affairs and Forestry, Agriculture and Home Affairs), local government, academic and research institutions, professional councils and associations, civil society, private health providers and development partners, including the United Nations (UN) and other international and aid agencies.

### Women's health

Over the medium term, key initiatives indicated in the Maternal and Child Health Strategic Plan were implemented. In addition, efforts to reduce maternal mortality were based on the recommendations from the Ministerial

Committees on Maternal Mortality and the South African Campaign on the Reduction of Maternal Mortality in Africa strategy. Some of the interventions included:

- deploying obstetric ambulances, strengthening family planning services, establishing maternity waiting homes,
- establishing Kangaroo Mother Care facilities,
- conducting Essential Steps in Managing Obstetric Emergency training for doctors and midwives,
- intensifying midwifery education and training, and strengthening infantfeeding practices.

The implementation of MomConnect to help improve antenatal first visits before 20 weeks, utilisation of DCSTs to improve clinical governance, and working with Ward-based Outreach Teams to ensure community involvement were also pursued. Pregnant women can also send (unsolicited) complaints and compliments about services received at public clinics. As at the end of March 2016, a cumulative total of 663 513 pregnant women were registered, and the DoH had received 753 complaints and 4746 compliments.

Further improvements were seen in the prevention of mother-to-child transmission of HIV, with more than 90% of HIV-positive women initiated on antiretroviral treatment (ART) during the antenatal period. The infant PCR test positivity rate is at 1.5%, same as that recorded in the 2014/15 financial year.

In 2014, the DoH expanded its family planning-programme to include a contraceptive method that protects women from pregnancy for a three year protection period.

This is achieved through a subdermal implant which is a small device implanted under the skin of the inner upper arm; this was targeted specifically at young women and those who are accessing family planning for the first time. In 2015/16, 87189 implants were inserted.

### TB control and management

The subprogramme is responsible for the co-ordination and management of the national response to the TB epidemic, which incorporates strategies needed to prevent, diagnose and treat both drug-sensitive TB and drug-resistant TB (DR-TB).

The subprogramme develops national policies and guidelines, norms and standards to inform good practice at provincial, district, sub-district and health facility levels.

The sub-programme implements the National Strategic Plan (NSP) on HIV, STIs and TB 2012-2016 with its vision of achieving zero

infections, and reducing mortality, stigma and discrimination related to TB and HIV and AIDS.

The TB Subprogramme supports World Health Organization's (WHO) End TB Strategy, which aims to end TB globally by 2030. The strategy encourages countries to reduce TB mortality and incidences by 35% and 20% by 2020 respectively.

South Africa has also adopted the Stop TB Partnership's global plan to end TB with the "90-90-90" targets central to the plan: Find at least 90% of people in the general population infected with TB, as well as, at least 90% among vulnerable groups and also attain at least 90% treatment success.

Until recently, the world relied on treating TB by using drugs developed more than 50 years ago. Over the last two years, a new drug, bedaquiline – which is much more efficacious and has fewer side effects (such as loss of hearing) – was introduced globally. South Africa was the first in the world to use the drug formally within its TB programme and beyond small-scale research sites.

The drug was rolled out to ensure wide-scale availability to eligible DR-TB patients. South Africa currently accounts for more than 60% of patients receiving bedaquiline globally.

Some 63% of HIV-positive people globally who are on treatment to prevent them from acquiring TB (isoniazid prevention therapy-IPT) are also in South Africa.

Statistics SA has reported considerable declines in TB associated mortality, from the high of 70 000 in 2009 to less than 40 000 in 2014.

Successes have been recorded in the expansion of TB and HIV and AIDS services among people with an elevated risk of infection to TB: in 2015, 569 475 inmates in correctional service facilities were screened for TB; the inspectors deployed in the mining sector reported that 95% of controlled mines are now offering routine TB screening services to miners; and TB screening was conducted among more than 30 million people who presented in public health facilities in 2015.

The DoH has been one of the first in the world to roll-out the new TB diagnostic technology (GeneXpert) and South Africa conducts roughly 50% of the total volume of such tests performed globally to diagnose TB.

## HIV, AIDS and TB

South Africa has rolled out the world's largest treatment programme, with over 3,4 million people initiated on ARVs.

At the end of March 2016, there were 3 407 336 clients remaining on ART. The DoH revised the HIV guidelines to align them with the WHO HIV Guidelines.

The 2016 International AIDS Conference will be held in Durban and South Africa will be hosting it for the second time in the same town since 2000.

The four-day conference was held at the Inkosi Albert Luthuli International Convention Centre in Durban from 9 to 12 June 2015 under the theme: "Reflection, Refocus and Renewal".

Held every two years, the conference has become a barometer for government and South Africans to track advances made in controlling HIV infections.

It also provides an opportunity for people working with HIV and AIDS, Sexually Transmitted Infections (STIs) and TB to share experiences and insights.

Key successes in the fight against HIV and AIDS have been the reduction of mother-to-child HIV transmission, which has resulted in lower child mortality rates; increasing ART coverage, which resulted in lower adult mortality rates; increasing the number of medical male circumcisions, and maintaining HIV testing at high levels.

Key challenges included strengthening prevention programmes and decreasing the numbers of new infections, scaling up the numbers of people on ART, and retaining those on treatment over time. Its partners from the UN, the South African Government and international civil society organisations.

Research into the prevention of HIV is at the centre of government's strategy aimed at ending the pandemic that has held the world hostage for many years.

Research has shown that early treatment of infections in HIV positive people can reduce the risk of transmission of HIV, and that the use of ARVs in HIV negative people can reduce the risk of infection.

Programme data are showing that fewer infants are infected with HIV, with a polymerase chain reaction (PCR) positivity rate of 1,5% of all babies born to HIV-positive women around six weeks in 2015/16.

Medical male circumcision (MMC) is one of the DoH's combination HIV and AIDS prevention interventions. During 2015/16, a total of 464 731 MMCs were conducted.

## World AIDS Day

World AIDS Day is commemorated each year on 1 December and is an opportunity for every

community to unite in the fight against HIV, show support for people living with HIV and remember those who have died.

South Africa has been relentless in its mission to turn the HIV and AIDS, and TB epidemics around and there are notable achievements to celebrate. However, despite these advances, stigma and discrimination still persist for many people living with, or affected by HIV.

South Africa has come a long way in the fight against HIV and AIDS. In 2012 government implemented the NSP on HIV, STIs and TB 2012 – 2016.

In 2010 government also scaled up its ART programme. The DoH provides ART to HIV-positive patients with a CD4 count of 500 or less on ART, as opposed to the CD4 count of 350. All HIV-positive pregnant women also receive lifelong treatment, regardless of their CD4 counts. Previously, HIV-positive pregnant women received treatment until they stop breastfeeding.

The devastating effects include abandonment by spouse or family, social ostracism, job and property loss, school expulsion, denial of medical services, lack of care and support, and violence.

It also results in a lower uptake of HIV preventive services and postponing or rejecting care. Women tend to experience greater stigma and discrimination than men and are more likely to experience its harshest and most damaging effects.

The UNAIDS announced in a report titled: “How Aids Has Changed Everything – Meeting the MDG Targets”, that the world has met and exceeded the AIDS targets of MDG 6, and was on track to end the AIDS epidemic by 2030 as part of the Sustainable Development Goals.

South Africa has turned around its decline in life expectancy within 10 years, rising from 51 years in 2005 to 62 by the end of 2014, on the back a massive increase in access to antiretroviral (ARVs) therapy.

Government has prioritised the fight against HIV and AIDS epidemic, including the treatment of the disease and TB in its healthcare policies.

The achievements highlighted in the report, included the significant amount of domestic funding that South Africa had provided for the AIDS response, with South Africa being one of the few countries that funds the majority of its response with 1.6 billion US Dollars in 2014.

South Africa is listed in the group of countries that has reduced the number of new HIV infections by at least 20% and of the 15 million people globally on HIV treatment, more than 3,4 million are in South Africa which.

The report also declared that AIDS deaths in children under five years of age had declined from 25 000 in 2000 to 3 800 in 2014.

## Challenges

Some of the global challenges that the world, including South Africa, still have to deal with to end AIDS by 2030 include the high number of new infections in young women, high levels of intimate partner violence as well as high rates of multiple sexual partnerships.

Government has encouraged South Africans to take precautions by living a safe and healthy lifestyle, and that those who are in treatment should continue taking their medication as prescribed by doctors.

South Africa’s ARV programme has significantly contributed to reducing new HIV infections and mortality from Aids, and has ensured child survival and prolonged life, according to Cabinet.

South Africa, through the Department of Science and Technology, has been investing in HIV research for many years.

Government has been supporting a number of HIV-related projects at various stages of development through a programme called the Strategic Health Innovation Partnership, which incorporates SHARP under the auspices of the South African Medical Research Council (MRC).

The role of the programme is to facilitate the interaction of South African HIV and AIDS researchers, and to create a National Network of Collaborating Research Centres in HIV and Aids.

A number of multi-institutional, multidisciplinary, product development projects covering diagnostics, vaccines and microbicides, are currently being pursued to advance the objectives of SHARP.

Government plans aimed at increasing the fight against HIV and AIDS include the launch of the world’s biggest testing campaign in 2010 - dubbed the HIV Counselling and Testing (HCT) Campaign, which saw over 18 million South Africans testing for HIV and AIDS within a period of 18 months.

At least 10 million South Africans get tested annually.

All HIV-positive patients receive ARV treatment, irrespective of their CD4 count.

Another campaign focuses on:

- decreasing infections in girls and young women
- decreasing teenage pregnancy
- decreasing sexual and gender-based violence
- keeping girls in school until Grade 12
- increasing economic opportunities for young

women to try and wean them away from sugar daddies.

This in line with the department's aim of meeting the NDP's objective of reducing the burden of disease, to have life expectancy of 70 years by 2030 and to have an AIDS-free generation of under 20s.

The campaign, which will be made possible by funding from PEPFAR, Global Fund, the German Development Agency and government departments, is expected to cost R3 billion.

AIDS-related deaths in South Africa declined from 320 000 in 2010 to 140 000 in 2014, and mother-to-child transmission of HIV reduced from 70 000 babies in 2004 to less than 7 000 in 2015.

While HIV and AIDS remain a concern, TB also kills many people.

Although TB deaths have declined from 70 000 in 2009 to less than 40 000 in 2014, it still remains the biggest killer of all infectious diseases in South Africa and globally.

The department was expected to receive a R4.2 billion grant from the Global Fund to support government's HIV and TB campaigns.

## Legislation and policies

The DoH derives its mandate from the National Health Act of 2003, which requires the department to provide a framework for a structured uniform health system within South Africa. The Act sets out the functions of the three levels of government as they relate to health services. The department contributes directly to achieving the government outcome, which calls for a long and healthy life for all South Africans. The Act provides for the right to:

- emergency medical treatment
- have full knowledge of one's condition
- exercise one's informed consent
- participate in decisions regarding one's health
- be informed when one participates in research
- confidentiality and access to health records
- complain about poor service
- be treated with respect (health workers).

Other legislation that informs the health sector includes the:

- Medical Schemes Act, 1998 (Act 131 of 1998), which provides for the regulation of the medical schemes industry to ensure consonance with national health objectives.
- Medicines and Related Substances Act, 1965 (Act 101 of 1965), which provides for the registration of medicines and other medicinal products to ensure their safety, quality and efficacy. The Act also provides for transparency

in the pricing of medicines.

- Mental Healthcare Act, 2002 (Act 17 of 2002), which provides a legal framework for mental health, in particular the admission and discharge of mental health patients in mental health institutions, with emphasis on human rights for mentally ill patients.
- Choice on Termination of Pregnancy Act, 1996 (Act 92 of 1996), which provides a legal framework for the termination of pregnancies, based on choice, under certain circumstances.
- Sterilisation Act, 1998 (Act 44 of 1998), which provides a legal framework for sterilisations, also for people with mental health challenges.
- MRC Act, 1991 (Act 58 of 1991), which provides for the establishment of the MRC and its role in relation to health research.
- Tobacco Products Control Act, 1993 (Act 83 of 1993), which provides for the control of tobacco products, and the prohibition of smoking in public places and advertisements of tobacco products, as well as sponsoring of events by the tobacco industry.
- National Health Laboratory Service (NHLS) Act, 2000 (Act 37 of 2000), which provides for a statutory body that provides laboratory services to the public health sector.
- Health Professions Act, 1974 (Act 56 of 1974), which provides for the regulation of health professions, in particular medical practitioners, dentists, psychologists and other related health professions, including community service by these professionals.
- Pharmacy Act, 1974 (Act 53 of 1974), which provides for the regulation of the pharmaceutical profession, including community service by pharmacists.
- Nursing Act, 2005 (Act 33 of 2005), which provides for the regulation of the nursing profession.
- Allied Health Professions Act, 1982 (Act 63 of 1982), which provides for the regulation of health practitioners such as chiropractors, homeopaths and others; and for the establishment of a council to regulate these professions.
- Dental Technicians Act, 1979 (Act 19 of 1979), which provides for the regulation of dental technicians and for the establishment of a council to regulate the profession.
- Hazardous Substances Act, 1973 (Act 15 of 1973), which provides for the control of hazardous substances, in particular those emitting radiation.
- Foodstuffs, Cosmetics and Disinfectants Act, 1972 (Act 54 of 1972), which provides for the regulation of foodstuffs, cosmetics and

disinfectants; in particular setting quality and safety standards for the sale, manufacture and importation thereof.

- Occupational Diseases in Mines and Works Act, 1973 (Act 78 of 1973), which provides for medical examinations of people suspected of having contracted occupational diseases, especially in mines, and for compensation in respect of those diseases.
- Human Tissue Act, 1983 (Act 65 of 1983), which provides for the administration of matters pertaining to human tissue.
- National Health Amendment Act, 2013 (Act 12 of 2013), through which the Minister of Health established the Office of Health Standards Compliance (OHSC), namely the inspectorate, a health ombudsperson and the accreditation of health workers.
- The Medicines and Related Substances Amendment Act, 2008 (Act 72 of 2008) paves the way for the creation of the new South African Health Products Regulatory Authority (SAHPRA). The Amendment Act makes provisions to bring the medical devices industry, as well as pharmaceuticals, under the jurisdiction of the SAHPRA. The authority will be established as a Section 3A Public Entity and would thus be able to retain funds from application fees which can be used to employ experts to evaluate applications on a full-time basis.
- In an effort to reduce the quadruple burden of diseases, Cabinet approved the National Public Health Institute of South Africa (NAPHISA) Bill in 2015 for comments. The Bill will assist in conducting disease and injury surveillance, and provide specialised public health services and interventions, training and research directed towards the major health challenges affecting the people of South Africa. NAPHISA will also strengthen coordination and enhance the country's capacity for surveillance.

## Budget and funding

Over the medium term, the department aims to provide tertiary health services in 33 hospitals and hospital complexes and to modernise tertiary facilities to improve equitable access. Tertiary health services are usually for inpatients in a hospital that has specialised personnel and facilities for advanced medical investigation and treatment.

After the Cabinet-approved reduction, the national tertiary services conditional allocation in the Hospitals, Tertiary Health Services and Human Resource Development programme

is set to grow by 4,3% over the Medium Term Expenditure Framework period (R10,4 million in 2015/16, R10,8 million in 2016/17 and R11,5 million in 2017/18).

Significant progress has been made over the last 10 years towards ensuring a long and healthy life for all South Africans, which is Outcome 2 of government's 2014-2019 MTSF.

## Improving health infrastructure

At the end of 2015/16, out of a total of 1 453 infrastructure projects at 898 facilities, 34% were in the construction stage, 28% in the pre-implementation stage, and 38% in the final completion stage.

Out of a total of 198 facilities – 117 were maintained, repaired and/or refurbished (facilities) and 81 upgraded, as part of the maintenance programme.

A total of 49 clinics and community health centres (CHCs) were constructed and revitalised.

## Role players

### South African National AIDS Council (SANAC) Trust

SANAC is a voluntary association of institutions established by Cabinet to build consensus across government, civil society and all other stakeholders to drive an enhanced country response to the scourges of HIV, TB and STIs.

The council is not a juristic person. Under the direction of SANAC, government created the SANAC Trust as the legal entity that is charged with achieving its aims.

The UNAIDS has welcomed the roll-out of South Africa's National Sex Worker HIV Plan, 2016–2019, which will ensure equitable access to health and legal services for sex workers in South Africa.

Sex workers experience a disproportionate burden of HIV, STIs, TB, violence, and stigma and discrimination. This progressive plan outlines a comprehensive and nationally coordinated response that is tailored to their specific needs and includes a core package of services for sex workers, their partners, their clients and their families.

As well as delivering access to health services to prevent and treat HIV, STIs and TB, the plan also aims to provide sex workers with access to justice and legal protection services. These services will be made available through a combination of peer educators, community-driven outreach and referrals, and specialised clinics, as well as through primary healthcare clinics, with training for all health workers.

The plan includes making HIV testing



available and accessible for sex workers. Sex workers who test HIV-positive will be offered ARV therapy. Sex workers who are HIV-negative will be offered ARV medicines to prevent HIV infection – pre-exposure prophylaxis (PrEP) – in combination with other HIV prevention services.

The results of the Integrated Biological and Behavioural Surveillance Survey, launched alongside the report today, demonstrate that HIV prevalence among female sex workers can be as high as 72% in South Africa, but with marked variation in prevalence between different urban settings. Furthermore, the study shows that uptake of ARV therapy by female sex workers already known to be living with HIV is lower than the national average.

### Medicines Control Council (MCC)

The MCC is a statutory body that regulates the performance of clinical trials and registration of medicines and medical devices for use in specific diseases. The MCC is responsible to ensure that all clinical trials of both non-registered medicines and new indications of registered medicines comply with the necessary requirements for safety, quality and efficacy. The council is mandated to:

- advise the Minister of Health on any matter referred by the Minister or arising from the application of the Act
- keep the medicines register
- register new medicines
- amend entries in the register
- prohibit the sale of unregistered medicines
- transfer certificates of registration
- cancel the registration of medicines
- approve medicine labels and advertisements
- authorise the sale of unregistered medicine for certain purposes.

Over the last 50 years, South Africa has developed a medicines regulatory authority with internationally recognised standing.

The MCC applies standards laid down by the Medicines and Related Substances Act of 1965) which governs the manufacture, distribution, sale, and marketing of medicines. The prescribing and dispensing of medicines is controlled through the determination of schedules for various medicines and substances.

The MCC operates through external experts who are members of Council Committee structures. Most experts evaluate data sets submitted by the pharmaceutical industry for purposes of registration. Many of these evaluators are from various academic institutions, mainly medical and pharmacy schools.

The office of the registrar provides adminis-

trative and technical support to Council and its activities. The Registrar is also an executive secretary to Council. The Registrar's office is a Chief Directorate/Cluster, Food Control, Pharmaceutical Trade and Product Regulation, within the DoH. There are four Directorates, which are largely responsible for co-ordination and execution of various activities. The cluster is, therefore, secretariat to the Council.

The staff complement of the Cluster includes doctors, pharmacists, veterinarians, other scientists and administrative staff. A certain amount of technical evaluation of generic medicines is performed in-house. It is anticipated that this will increase over time as use of generic medicines increases, in line with government policy of improving access to medicines.

The structure of the council and its committees is described below. The skills of the council and its committees are written into law and include expertise in toxicology and medicine safety, clinical pharmacology, biotechnology, pharmaceuticals, internal medicine, virology, pharmaceutical chemistry, neonatology, paediatrics, immunology, veterinary science, complementary medicines and law.

The Council has nine active technical committees, with 146 members from various institutions in the country. These include the Clinical Committee, Pharmaceutical and Analytical Committee, Clinical Trials Committee, Names and Scheduling Committee, Veterinary Clinical Committee, Pharmacovigilance Committee, Biological Medicines Committee, Complementary Medicines Committee, and Legal Committee.

The Medicines and Related Substances Act of 1965), defines a medicine as any substance or mixtures of substances used or purporting to be suitable for use or manufacture or sold for use in the diagnosis, treatment, mitigation, modification or prevention of a disease, abnormal physical or mental state, or the symptoms thereof in humans, or restoring, correcting, or modifying any somatic or psychic or organic function in humans, and includes any veterinary medicine.

All medicines for human use are subject to this law, including complementary and complementary biological medicines. Further, all veterinary medicines must be registered in terms of the Act, excluding stock remedies registered in terms of Act 36.

### Compensation Commission for Occupational Diseases (CCOD)

The CCOD was established to compensate

ex-miners and miners for the impairment of lungs or respiratory organs and to reimburse them for loss of earnings incurred during TB treatment.

If the ex-miner is deceased, the CCOD compensates the beneficiaries of the ex-miner.

The CCOD administers the government's grant for pensioners.

### Council for Medical Schemes (CMS)

The CMS provides regulatory supervision of private health financing through medical schemes. Its objectives include:

- protecting the interests of medical schemes and their members
- monitoring the solvency and financial soundness of medical schemes
- controlling and coordinating the functioning of medical schemes
- investigating complaints and settling disputes in the affairs of medical schemes
- collecting and disseminating information about private healthcare in South Africa
- making rules regarding its own functions and powers
- making recommendations to the Minister of Health on criteria for the measurement of the quality and outcomes of the health services provided by medical schemes.

The CMS regulates the medical schemes industry in a fair and transparent manner and achieves this by:

- Protecting members of the public and informing them about their rights, obligations and other matters in respect of medical schemes
- Ensuring that complaints raised by members of the public are handled appropriately and speedily.
- Ensuring that all entities conducting the business of medical schemes and other regulated entities comply with the Medical Schemes Act.
- Ensuring the improved management and governance of medical schemes.
- Advising the Minister of Health on appropriate regulatory and policy interventions that will assist in attaining national health policy objectives.

### Medical Research Council

The MRC is a science, engineering and technology institution, with the purpose of improving the health and quality of life of South Africans through research, development and technology transfer. Its powers and duties include:

- undertaking research of its own accord and on behalf of the State

- operating and maintaining research facilities assigned by the Minister of Health
- promoting cooperation between South Africa and other countries on research, development and technology transfer
- developing and using technological expertise
- promoting the training of researchers
- establishing and controlling research laboratories and other facilities
- cooperating with people and institutions doing research in other countries
- making grants available to universities, technikons, colleges, schools, museums and other institutions
- participating in joint research operations with other institutions
- cooperating with educational authorities, scientific or technical societies and industrial institutions representing employers and employees to promote the training of researchers
- undertaking investigations or research assigned by the Minister
- advising the Minister on research policy and priorities and the development, promotion, implementation and coordination of research.

### Health Professions Council of South Africa (HPCSA)

The HPCSA is committed to promoting the health of the population, determining standards of professional education and training, and setting and maintaining excellent standards of ethical and professional practice.

To safeguard the public and indirectly the professions, registration in terms of the Act is a prerequisite for practising any of the health professions with which the Council is concerned.

The council guides and regulates the health professions in the country in aspects pertaining to registration, education and training, professional conduct and ethical behaviour, ensuring continuing professional development, and fostering compliance with healthcare standards.

All individuals who practise any of the health care professions incorporated in the scope of the HPCSA are obliged by the Health Professions, 1974 (Act 56 of 1974) to register with the council. Failure to do so constitutes a criminal offence.

Its mandate includes:

- coordinating the activities of the professional boards
- promoting and regulating interprofessional liaison
- determining strategic policy
- consulting and liaising with relevant authorities
- controlling and exercising authority over the

training and practices pursued in connection with the diagnosis, treatment or prevention of physical or mental defects, illnesses or deficiencies in people

- promoting liaison in the field of training
- communicating to the Minister information that is of public importance.

### Allied Health Professions Council of South Africa (AHPCSA)

The AHPCSA is a statutory health body established in terms of the Allied Health Professions Act, 1982 (Act 63 of 1982) to control all allied health professions, which includes ayurveda, Chinese medicine and acupuncture, chiropractic, homeopathy, naturopathy, osteopathy, phytotherapy, therapeutic aromatherapy, therapeutic massage therapy, therapeutic reflexology and unani-tibb:

The AHPCSA is mandated in terms of Allied Health Professions Act of 1982 to:

- promote and protect the health of the public
- manage, administer and set policies relating to the professions registered with the AHPCSA
- investigate complaints relating to the professional conduct of practitioners, interns and students
- administer the registration of persons governed by the AHPCSA
- set standards for the education and training of intending practitioners.

The AHPCSA consists of three divisions namely the:

- council whose primary role is upholding the functions of the council as presented by legislation and by formulating policies applicable to all allied health professions
- professional boards, whose primary focus is providing the council with the profession specific standards and policy contributions
- administration, who is responsible for the administration of the council, the professional boards and the professions.

The AHPCSA is accountable to the Minister of Health and the Dof Health to:

- advise the Minister on matters as they relate to the allied health professions
- communicate to the Minister on matters of public importance known to the AHPCSA acquired in the course of its functions.

### South African Dental Technicians Council (SADTC)

The SADTC controls all matters relating to the education and training of dental technicians or dental technologists and practices in the supply, making, altering or repairing of artificial dentures

or other dental appliances.

Its mandate includes:

- promoting dentistry in South Africa
- controlling all matters relating to the education and training of dental technicians, dental technologists and practitioners who supply, make, alter or repair artificial dentures or other dental appliances
- promoting good relationships between dentists, clinical dental technologists, dental technicians and dental technologists
- advising the Minister of Health.

### South African Pharmacy Council (SAPC)

The SAPC is the regulator established in terms of the Pharmacy Act of 1974 to regulate pharmacists, pharmacy support personnel and pharmacy premises in South Africa. Its mandate is to protect, promote and maintain the health, safety and well-being of patients and the public by ensuring quality pharmaceutical service for all South Africans.

The council is tasked with:

- assisting in promoting the health of South Africans
- advising the Minister of Health on matters relating to pharmacy
- promoting the provision of pharmaceutical care with universal norms and values
- upholding and safeguarding the rights of the general public to universally acceptable standards of pharmacy practice
- establishing, developing, maintaining and controlling universally acceptable standards
- maintaining and enhancing the dignity of the pharmacy profession.

### South African Nursing Council (SANC)

The SANC is the body entrusted to set and maintain standards of nursing education and practice in South Africa. It is an autonomous, financially independent, statutory body, initially established by the Nursing Act, 1944 (Act 45 of 1944), and operating under the Nursing Act, 2005 (Act 33 of 2005).

The SANC controls and exercises authority, in respect of the education, training and manner of practices pursued by registered nurses, midwives, enrolled nurses and enrolled nursing auxiliaries.

The council's mandate includes:

- inspecting and approving nursing schools and nursing education programmes
- conducting examinations and issuing qualifications
- registering and enrolling nurses, midwives

- and nursing auxiliaries and keeping registers
- removing or restoring any name in a register
- issuing licences to nursing agencies
- requiring employers to submit annual returns of registered and enrolled nurses in their employ.

### National Health Laboratory Service

The NHLS is the largest diagnostic pathology service in South Africa with the responsibility of supporting the national and provincial health departments in the delivery of healthcare. The NHLS provides laboratory and related public health services to over 80% of the population through a national network of laboratories.

The NHLS trains pathologists, medical scientists, occupational-health practitioners, technologists and technicians in pathology disciplines, including anatomical pathology, haematology, microbiology, infectious diseases, immunology, human genetics, chemical pathology, epidemiology, occupational and environmental health, occupational medicine, tropical diseases, medical entomology, molecular biology and human nutrition.

Its specialised divisions comprise the:

- National Institute for Communicable Diseases, whose research expertise and sophisticated laboratories make it a testing centre and resource for Africa, particularly in relation to several of the rarer communicable diseases
- National Institute for Occupational Health, which investigates occupational diseases and has laboratories for occupational environment analyses
- National Cancer Registry, which provides epidemiological information for cancer surveillance
- South African Vaccine Producers, which is the only South African manufacturer of antivenom for the treatment of snake, scorpion and spider bites.

### Non-governmental organisations

Many NGOs at various levels play a crucial role in healthcare, and cooperate with government's priority programmes.

They make an essential contribution, in relation to HIV, AIDS and TB, and also participate significantly in the fields of mental health, cancer, disability and the development of PHC systems.

Through the Partnership for the Delivery of PHC Programme, including the HIV and AIDS Programme, the department has strengthened its collaboration with NGOs. The programme has empowered communities and NGOs working in the health sector by focusing on three key areas:

- providing skills to NGOs in the rural nodes by using accredited service providers
- reducing unemployment by ensuring that NGO workers are provided with stipends
- ensuring accountability by requiring NGOs to include community members in their administration structures.

The involvement of NGOs extends from national level, through provincial structures, to small local organisations rooted in individual communities. All are important and bring different qualities to the healthcare network.

## Resources

### Medical practitioners

By mid-2016, a total of 43 277 medical practitioners were registered with the HPCSA. These include doctors working for the State, those in private practice and specialists. The majority of doctors practise in the private sector.

In selected communities, medical students supervised by medical practitioners provide health services at clinics.

In terms of the continuing professional development system, all doctors, irrespective of earlier qualifications, must obtain a specified number of points to retain their registration.

The system requires that doctors attend workshops, conferences, refresher courses, seminars, departmental meetings and journal clubs. Non-compliance with the requirements of the system could result in a doctor being deregistered.

Applications by foreign health professionals are subject to assessment by the Examinations Committee of the Medical and Dental Professions Board. Those admitted have to write an examination, after which they can be registered in the particular category for which they applied and were assessed.

### Oral health professionals

By mid-2016, there were 6 147 dentists, 3 062 dental assistants, 1 189 oral hygienists and 660 dental therapists registered with the HPCSA. Dentists are subject to the continuing professional development system and the community service system. Oral health workers render services in the private and public sectors.

### Pharmacists

All pharmacists are obliged to perform one year of remunerated pharmaceutical community service in a public health facility. Those who have not completed this year of service may not practise independently as pharmacists. There are 25 876 professionals registered with the SAPC.

## Nurses

Nurses are required to complete a mandatory 12-month community service programme, whereafter they may be registered as nurses (general, psychiatric or community) and midwives. There are 260 698 registered nurses. This figure includes registered, enrolled and auxiliary nurses, but excludes students and pupils.

## Health facilities

There are 4 200 public health facilities in South Africa. The number of people per clinic is 13 718, exceeding WHO guidelines of 10 000 per clinic.

## Provincial hospitals

Provincial hospitals offer treatment to patients with or without medical-aid cover. Patients are classified as hospital patients, if they can't afford to pay for treatment. Their treatment is then partly or entirely financed by the particular provincial government or the health authorities of the administration concerned.

Provincial hospital patients pay for examinations and treatment on a sliding scale in accordance with their income and number of dependants.

Patients with medical aid are charged a private rate that is generally lower than the rate charged by private hospitals.

## Medical schemes

By September 2016, there were 87 medical schemes in South Africa, with around 8,8 million beneficiaries.

Tariffs for admission to private and provincial hospitals differ. Cost differences also exist between various provincial hospitals, depending on the facilities offered.

## Programmes and projects Anti-Substance National Plan of Action

Government and its partners are implementing the Anti-Substance National Plan of Action.

The plan focuses on enabling policy and legislation, reducing the supply and demand of drugs, as well as treatment and rehabilitation of addicts.

The SAPS plays a key role in the fight against drug, substance and alcohol abuse.

## Re-engineering PHC

Operation Phakisa 2 was expected to transform all public sector clinics into ideal clinics, which will provide good quality care to all communities.

In November 2014, President Zuma launched Operation Phakisa 2: Scaling up Ideal Clinic

Realisation and Maintenance Programme. It is designed to fast-track the implementation of government priority programmes.

Through Operation Phakisa 2, the public health sector seeks to improve the quality of care provided in 3 500 PHC facilities, which consists of government clinics and CHCs.

This work entails transforming the existing clinics and CHCs into ideal clinics, which all South Africans would use, out of choice, due to the enhanced quality of services they will provide.

From October 2014, a team of 164 senior managers from the national, provincial and local spheres of government, together with their counterparts from the private sector, organised labour, academia, civil society and public entities, participated in the Operation Phakisa laboratory to devise ways and means of making the Ideal Clinic concept a reality.

Operation Phakisa: Ideal Clinic Initiative was organised into eight work streams, focusing on the different building blocks of an Ideal Clinic capable of delivering good quality health services. The work streams include service delivery, waiting times, human resources, infrastructure, financial management, supply chain management, scaling up and sustainability and institutional arrangements.

The NDP that government is implementing through programmes such as Operation Phakisa provides the vision of an ideal health care system.

The NDP talks about a health system that works for everyone, produces positive health outcomes and is not out of reach. This goal will only be achieved through a well-functioning health system, anchored on PHC principles.

This philosophy therefore continues to influence and guide the country as it prepares for the realisation of universal health coverage for all the people of South Africa, through the implementation of the NHI.

## NSP on HIV, AIDS, STIs and TB 2012–2016

The integration of HIV, AIDS and TB into the NSP on HIV, AIDS, STIs and TB 2012–2016 outlines a 20-year vision in the fight against the double scourges of HIV and AIDS and TB.

- The NSP had four strategic objectives, namely:
- addressing the social structural drivers of HIV, STIs and TB care, prevention and support
  - preventing new HIV, STI and TB infections
  - sustaining health and wellness
  - ensuring the protection of human rights
  - improving access to justice.

The NSP 2012–2016 further encouraged South



Africans to be tested for these diseases at least once a year; and every pregnant woman to undergo routine HIV testing.

The department also targeted 600 000 men for male circumcision as part of the strategy.

### National Health Insurance

In 2015, the Ministry of Health published the Cabinet-approved White Paper on the NHI for public comment. The NHI is a health-financing system that is designed to pool funds to provide access to quality, affordable personal health services for all South Africans based on their health needs, irrespective of their socio-economic status.

The NHI is intended to ensure that the use of health services does not result in financial hardships for individuals and their families. It seeks to realise universal health coverage for all South Africans.

This means that every South African will have a right to access comprehensive healthcare services free of charge at the point of use at accredited health facilities such as clinics, hospitals and private health practitioners using an NHI Card. The services will be delivered closest to where people reside or work.

The NHI is being implemented in phases over a 14-year period that started in 2012.

By 2030, the NDP expected South Africa to have, among other things, raised the life expectancy of South Africans to at least 70 years; produced a generation of under-20s that is largely free of HIV; achieved an infant mortality rate of less than 20 deaths per thousand live births, including an under-five mortality rate of less than 30 per thousand; achieved a significant shift in equity, efficiency and quality of health service provision.

As part of Phase 1 of the NHI preparatory stage to improve health system performance, interventions to improve service delivery and provision continued to be implemented during the 2015/16 financial year at all levels of the system.

Strengthening healthcare systems is key in achieving service delivery outputs and for programmatic performance. Health programmes contribute significantly towards improved life expectancy rate and decreasing mortality figures.

In the second phase, which will be carried out during the 2017/18 to 2020/21 financial years, the initial activities will focus on ensuring that the population is registered and issued with a NHI Card at designated public facilities using a unique Patient Identifier linked to the National

Population Register of the Department of Home Affairs. Registration will commence with children, orphans, the aged, adolescents and persons with disabilities, women and rural communities. Phase 2 will also prioritise the establishment of a transitional Fund that will purchase health services from certified and accredited providers.

The third phase, scheduled for between the 2021/22 and 2024/25 financial years, will focus on ensuring that the NHI Fund is fully functional. It is envisaged that eligible health services would be certified by the OHSC and accredited by the NHI Fund.

### Integrated School Health Programme

The departments of Basic Education and Health are jointly implementing the ISHP that will extend, over time, the coverage of school health services to all learners in primary and secondary schools. The programme offers a comprehensive and integrated package of services, including sexual and reproductive health services for older learners.

The Health Services Package for the ISHP includes a large component of health education for each of the four school phases (such as how to lead a healthy lifestyle and drug and substance abuse awareness), health screening (such as screening for vision, hearing, oral health and TB) and onsite services such as deworming and immunisation).

The ISHP services contribute to the health and well-being of learners by screening them for health barriers to learning.

During the 2015/16 financial year, the ISHP exceeded its targets for screening of 25% of Grade 1 learners and 10% of Grade 8 learners by reaching 29.2% of the Grade 1s, and 12.8% of the Grade 8s.

A total number of 2 283 245 learners were screened through this programme since its inception and 352 766 learners were identified with health problems and referred for intervention.

### HCT Campaign

In November 2014, the Prevent, Avoid, Stop, Overcome and Protect (PASOP) Campaign was launched in an effort to call on all communities to join hands with government in the fight against HIV and AIDS and TB.

It is expected that the 50% decrease target will be reached through the use of multifaceted prevention approaches.

These included testing and screening people for HIV and TB, medical male circumcision, initiating people living with HIV who are legible

for ARV treatment and reducing the stigma and discrimination related to HIV and TB.

The PASOP strategy prioritises key populations and vulnerable groups such as sex workers, the Lesbian Gay Bisexual Transgender and Intersex community, women and youth.

The highest rates of new HIV infections are still found among young single women who have older boyfriends and/or multiple sex partners.

The department is set to intensify the PASOP campaign by reaching men who are partners to young women, especially the “3Ms” or Mobile Men with Money and men that have sex with men, but do not identify as gay or bisexual.

In March 2015, on World TB Day, the DoH launched a programme to test 150 000 inmates in 242 correctional services facilities for TB and also screen the families of those who have tested positive.

Further to this, the department conducted TB screening on about 500 000 miners in six mining districts. The screening included the family members of those who tested positive for TB and children who attend schools or crèches in the mining towns.

The incidence of TB in the mines in South Africa is the highest of any working community anywhere in the world.

### Managing communicable and non-communicable diseases (NCDs)

The main NCDs in the country include diabetes, cancer, chronic respiratory diseases, mental disorders and cardiovascular diseases.

Africa remains the only WHO region where communicable diseases still account for more deaths than NCDs, according to a 2010 global status report.

The main risk factors associated with NCDs are tobacco use, alcohol abuse, an unhealthy diet and physical inactivity.

Hepatitis B is widespread in sub-Saharan Africa and South Africa. Past studies have found that about 8% of children under the age of one and almost 16% of children under the age of six are infected with Hepatitis B.

Between 10% and 18% of South African adults are Hepatitis B virus carriers. Infection has been more common in the Eastern Cape and KwaZulu-Natal.

Since 1995, all children have been vaccinated against hepatitis B. Blood safety in South Africa has effectively reduced hepatitis B and hepatitis C transmission.

South Africa and WHO jointly convened a major High-level Partners' meeting on building health security “beyond Ebola” from 13 to 15

July 2015 in Cape Town.

The goal of the meeting was to bring together the key national, regional and international stakeholders needed to establish a common framework of actions for supporting, coordinating and intensifying the strategic development and maintenance of health security preparedness.

### Improving human resources planning, development and management

The NSP for Nurse Education, Training and Practice is aimed at reconstructing and revitalising the nursing profession as part of the department's efforts to improve health outcomes.

The objectives of the strategy are to:

- promote and maintain a high standard and quality of nursing and midwifery education and training
- enhance and maintain professionalism and a professional ethos among members of the nursing and midwifery professions
- promote and maintain an enabling, well-resourced and positive practice environment for nursing, midwifery and patients/clients throughout
- enable strong leadership at all levels of nursing and midwifery practice
- guide the production of sufficient numbers and the appropriate categories of nurses required to deliver healthcare services within the policy framework for the healthcare system.

### Albertina Sisulu Executive Leadership Programme in Health (ASELPH)

The ASELPH aims to:

- strengthen health policy transformation and service excellence in South Africa
- strengthen human-resource capacity in the health system, which is needed to deliver high-quality, cost-efficient services through strengthened, executive-level training of health leaders and managers.
- organise and host university forums, policy seminars and round tables to address key policy debates, as identified by the DoH and focus on issues that will present the greatest challenges to implementation.
- use new teaching and learning strategies

The programme is responsive to emerging initiatives in the South African health sector through a combination of strategies that include:

- targeted training of executive, district and hospital managers who are responsible for services related to the NHI
- strengthened management capability of current and emerging district, health-related

leaders who are responsible for the implementation of the NHI and the re-engineering of the PHC system

- advancement of sustainable, relevant, educational and training capacity for health executives responsible for the management of large public health programmes such as HIV, STIs and TB.

The programme is a partnership between the University of Pretoria, University of Fort Hare and Harvard University, represented by Harvard School of Public Health and South Africa Partners in collaboration with the South African national and provincial departments of health.

The ASELPH is seen as a local flagship programme capable of setting the standard for executive-level health leadership and management training in South Africa.

### Treatment and cure

South Africa intensified the fight against TB as part of the World TB Day 2016.

The World TB Day commemoration took place on 24 March 2016 in Lephalale Local Municipality at Waterberg District, in Limpopo. The mass TB screening campaign dominated this year's World TB Day activities.

South Africa is one of 14 African countries to have received recognition for its fight against malaria during the 2016 African Leaders Malaria Alliance (Alma) meeting on 30 January 2016 as part of the 26th African Union Summit in Ethiopia.

The 2016 Alma Awards for Excellence were given to:

- Botswana, Cape Verde, Eritrea, Namibia, Rwanda, São Tomé and Príncipe, South Africa, and Swaziland for achieving the Millennium Development Goal (MDG) target for malaria;
- Rwanda, Senegal and Liberia for Performance in Malaria Control between 2011 and 2015;
- Mali, Guinea and Comoros for being the Most Improved in Malaria Control between 2011 and 2015.

These stats from the Alma shows where Africa is gaining ground in the fight against malaria. The green indicates a country on track, yellow indicates progress but more effort required while red shows countries that are not on track in the fight against malaria.

In South Africa, cases of malaria have decreased by 82%; and the malaria related death rate has dropped by 71% since the year 2000.

The decrease is attributed to a sound malaria vector control programme, in which the country has used dichlorodiphenyltrichloroethane or

DDT odourless insecticide for indoor residual spraying, coupled with other WHO recommended interventions.

Since 2000, malaria mortality rates in Africa had fallen by 66% overall and 71% among children under the age of five.

### Innovative health solutions

By mid-2016, the DoH was piloting a self-service dispensing machine for medicines at the Thembaletu Clinic in Johannesburg.

The Pharmacy Dispensing Unit (PDU) is a self-service machine where patients can obtain their medication in the same way people withdraw money at an ATM. To use the machine, a patient needs to register for the service and receive a PIN-protected card similar to a bank card.

To "withdraw" their medication, users simply insert their card into the PDU machine, enter their PIN and select the medication they require from their prescription list.

The machine immediately dispenses the selected medication, thus eliminating the need for the patient to wait in queues. The PDU also allows patients to communicate directly with a trained pharmacist directly from the machine using a built-in video conferencing function.

Other technologies include the Stock Visibility System, a mobile application that enables medicine availability information at PHC clinics to be uploaded to a central online data repository.

The camera on the phone can be used to scan the medicine barcode and update stock levels, thus enabling healthcare workers to easily monitor the quantity of medication they have in stock and timeously order medication that might be running low. This will help to reduce the number of stock-outs at clinics.

The DoH has also launched MomConnect, a free sms service that provides pregnant mothers with regular foetal development updates throughout their term of pregnancy. By mid-2016, the service had more than 800 000 registered users.

The Mother2Mothers is a service that connects new mothers to experienced mentors to help them through their pregnancy.

The Medication Adherence app reminds users of their clinic or hospital visits and to take their scheduled medication.

The B-Wise is a youth focused online service that provides young people with health information and allows them to have their health-related questions answered by an expert adviser within 48 hours.

## Waste management in health establishments

The Regulations Relating to Health Care Waste Management in Health Establishments were approved by the Minister on 13 May 2015. The regulations cover various aspects of health care waste and are applicable to both private and public health establishments but exclude radioactive, electronic and animal wastes.

The DoH is actively participating in the Intergovernmental Committee on Climate Change and other technical multi-stakeholder committees to discuss and report on matters that need intersectoral collaboration and ongoing progress of work programmes for climate change adaptation in the health sector.

A total of 216 environmental health practitioners attended the pesticides/chemicals management training workshops held in Limpopo, North West and Northern Cape.

## Demographic and Health Survey

The DoH commenced the Demographic and Health Survey in 2015/16, in order to track progress in the health status of the people of South Africa against the NDP. This is a critical survey that will provide essential data to inform policy and management of strategic programmes.

It covers demographic indicators, maternal, newborn and child health programme indicators, reproductive health and contraception, management of noncommunicable diseases and risk factors, as well as women's status in the society.

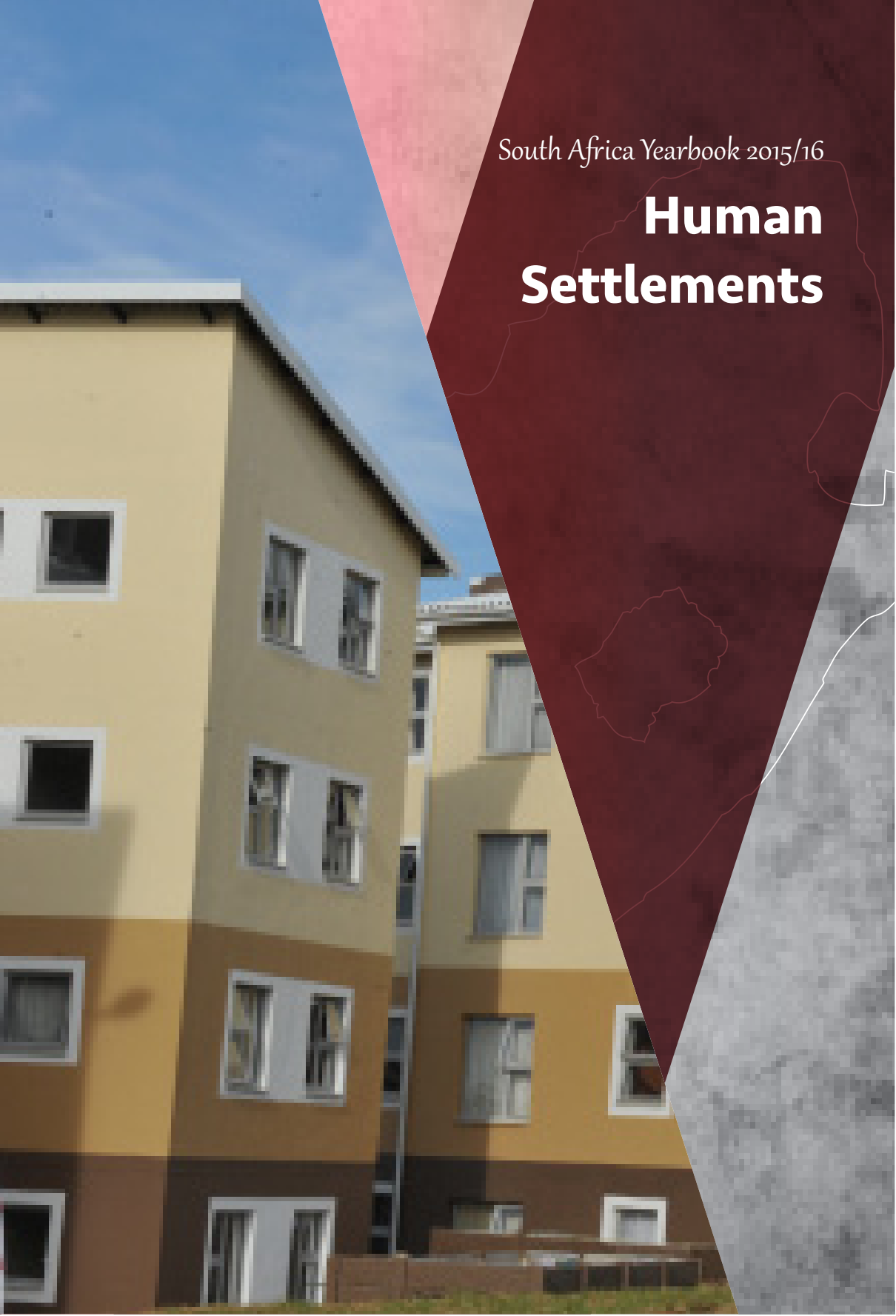
The SADHS will cover 15 000 households, selected to be nationally representative, which will be visited by teams of trained interviewers who will collect information in a face-to-face interview and take certain measurements such as blood pressure, heights and weights.

The survey team, made up of the NDoH, Stats SA and the MRC completed all the conceptual survey work, including the training on data collection and piloting of the survey methodology, in February 2016.

The main data collection was planned to take place from June to October 2016, and the preliminary report made available in December 2016.

*South Africa Yearbook 2015/16*

# **Human Settlements**





The Department of Human Settlements (DHS) takes progressive steps towards achieving the vision of the National Development Plan (NDP) of transforming human settlements and the spatial economy to create more functionally integrated, balanced and vibrant urban settlements.

More specifically, the department planned to implement the human settlements reforms before 2019.

The reforms aim to ensure that poor households have adequate housing in better living environments, to support the development of a functional and equitable residential property market, and to improve institutional capacity and coordination for better spatial targeting.

Provinces, municipalities and the department's public entities are the implementing agents of national policy directives. They are responsible for delivering housing opportunities, funded by transfers from the department.

The DHS must, after consultation with provinces and municipalities, establish and facilitate a sustainable national housing development process by:

- setting broad national housing delivery goals;
- promoting consultation with all stakeholders in the housing delivery chain, including civil society and the private sector;
- determining national policy, including national norms and standards, in respect of housing and human settlements development;
- monitoring performance of provinces and municipalities against housing budgetary and delivery goals; and
- building the capacity of provinces and municipalities.

## Legislation and policies

Even though the name of the department changed in 2009 from Housing to Human Settlements, the department still draws its mandate from the Constitution of the Republic of South Africa of 1996 and section 3 of the Housing Act, 1997 (Act 107 of 1997).

- The Sectional Titles Schemes Management Act, 2011 (Act 8 of 2011), which provides for the establishment of bodies corporate to manage and regulate common property in sectional title schemes and the establishment of an advisory council to advise the Minister.
- The Community Schemes Ombud Service Act, 2011 (Act 9 of 2011), which could fundamentally change the lives of people living in high-rise flats, inner-city buildings, townhouse complexes and other gated communities. The Act establishes an ombud

service to resolve disputes emanating from within community schemes. The Act is aimed at addressing any problems and disputes among participants involving the control and administration of finances, facilities and behaviour.

- The Estate Agency Affairs Act, 1976 (Act 112 of 1976), the Finance-Linked Individual Subsidy Programme (FLISP) and the Mortgage Default Insurance are expected to address challenges associated with the upgrading of slums, access to basic services, accreditation of key municipalities and land acquisition for human settlements. The programme of improving property markets remains a major challenge.
- The Housing Act, 1997 (Act 107 of 1997), provides for, among other things, facilitating a sustainable housing-development process. For this purpose, it lays down general principles applicable to housing development in all spheres of government; defines the functions of national, provincial and local government in respect of housing development; and provides for the financing of national housing programmes.
- The Rental Housing Act, 1999 (Act 50 of 1999), defines the responsibility of government in respect of the rental housing market. It creates mechanisms to advance the provision of rental housing property and promotes access to adequate housing by working to ensure the proper functioning of the rental housing market. It furthermore provides for the establishment of rental housing tribunals. The Act gives tribunals the power to make rulings, which are deemed to be rulings of a magistrates' court in terms of the Magistrates' Courts Act, 1993 (Act 120 of 1993), and which are enforced in terms of the Act. The Act provides for the facilitation of sound relations between tenants and landlords and for this purpose, lays down general requirements relating to leases. Among other things, the Act prescribes that: leases may be oral or in writing; tenants can demand a written lease; the landlord must give the tenant a written receipt for all payments received by the landlord from the tenant; the landlord may require that the tenant pay a deposit before moving in; the balance of the deposit and interest must be refunded to the tenant by the landlord not later than 21 days after the expiry of the lease.
- The Rental Housing Amendment Act, 2007 (Act 43 of 2007), among other things, provides for rulings by rental housing tribunals, to expand the provisions pertaining to leases and

to extend the period allowed for the filling of vacancies in rental housing tribunals.

- The Social Housing Act, 2008 (Act 16 of 2008), aims to establish and promote a sustainable social housing environment. It defines the functions of the national, provincial and local spheres of government in respect of social housing. It provides for the establishment of the Social Housing Regulatory Authority (SHRA) to regulate all social housing institutions obtaining or having obtained public funds, and it allows for the undertaking of approved projects by other delivery agents with the benefit of public money. The DHS has taken steps to assist governance and regulatory processes through the promulgation of the Social Housing Act of 2008 and the establishment of the SHRA. The Act provides for the recognition and accreditation of social housing institutions. Provincial governments are given responsibilities to approve, allocate and administer capital grants, as well as administer the Social Housing Programme. Local governments are required to ensure access to land, municipal infrastructure and services for approved projects in designated restructuring zones. Local governments are also responsible for initiating the identification of these restructuring zones. The Act's major purpose is the establishment of the SHRA.

### Human Settlements Vision 2030

Human Settlements Vision 2030: On the Road to 2050 aims to provide houses and services in rural and urban areas. It focuses on the total eradication of backlogs of more than 2,1 million housing units, which translates to about 12,5 million people.

Under Vision 2030's framework, most South Africans will have affordable access to services and a quality environment; instead of living in isolation on the periphery of cities.

The DHS is a key player in the property market. A study found that of the six million registered residential properties in the Deeds Registry, 1,44 million were government-subsidised houses. This represents just less than a quarter of registered residential properties and could increase to 35% if the backlog in issuing title deeds is overcome.

The value of a title deed provides the following:

- protection of rights to a property
- asset security
- facilitation of entry of ordinary South Africans as players in both the property as well as the financial markets.

The Department of Human Settlements has delivered 4,3 million houses and housing opportunities since the dawn of democracy. These opportunities include over 2,8 million fully-subsidised houses, 121 784 social/rental housing, 6329 Financial Linked Individual Subsidy Programme and 986 608 serviced sites. This historic milestone has provided a roof for more than 20 million people. The national launch took place in Cosmo City, one of the integrated priority projects around the country which, in 2016, celebrated 10 years of existence.

What is least understood yet nevertheless a major contribution to asset formation by beneficiaries is that each time government facilitates the acquisition of a house, it comes with its own land.

Nationally, the houses were financially assisted by the National Housing Finance Corporation (NHFC) through FLISP, which gives all qualifying beneficiaries the certainty of being granted loans, bonds or mortgages by banks and other financial institutions.

The DHS has also been buying up high-rise buildings in inner cities, and refurbishing and transforming them from office space to rented family units. This form of social housing has become popular with young couples, students and single mothers.

Areas close to townships, known as "no-man's land" that were used as buffer zones to separate black townships from white areas are being eradicated. The land is being used for housing with occupants being moved closer to cities.

New non-racial towns and cities are constantly being developed to fulfil the principle of a united people in non-racial residential areas.

### Integrated Urban Development Framework (IUDF)

South Africa's grand plan to change the face of urban development is set to create vibrant spaces that are geared towards inclusive living and growth in the country's towns and cities.

In April 2016, South Africa adopted the IUDF to steer urban growth towards a sustainable model of "compact, connected and coordinated towns and cities".

The IUDF provides a roadmap to implement the NDP vision for spatial transformation.

It addresses issues such as densification, the delivery of basic services, infrastructure development and rural-urban linkages. Through the plan, government aims to promote urban resilience, create safe urban spaces and ensure that the needs of the most vulnerable groups are addressed. The objective is to transform urban

spaces by:

- Reducing travel costs and distances
- Preventing further development of housing in marginal places
- Increasing urban density to reduce sprawling
- Improving public transport and the coordination between transport modes
- Shifting jobs and investment towards dense peripheral townships.
- Rapid urbanisation in Africa

According to the United Nations (UN), 54% of the world's population lives in urban areas and this will increase to 66% by 2050.

Continuing population growth and urbanisation will add two and a half billion people to the world's urban population by 2050.

The UN states that Africa is expected to be one of the fastest urbanising regions between 2020 and 2050.

### **Social Contract for Rapid Housing Delivery**

The Social Contract for Rapid Housing Delivery was conceptualised to support the implementation of government's Breaking New Ground (BNG) strategy, which was launched in 2004 with the aim to accelerate the delivery of housing as a key strategy for poverty alleviation.

Through partnership between the DHS, banking sector, private sector, non-governmental organisations and other stakeholders, the country witnessed the creation of more than 1.2 million housing units in five years. This followed a Social Contract for Rapid Housing Delivery signed in September 2005 during a Housing Summit.

In 2014, the department together with private sector partners and stakeholders recommitted and signed a Social Contract for the Development of Sustainable Human Developments and Improved Quality of Household Life.

Through the contract, the partners set an ambitious target to deliver 1.5 million housing opportunities in the next five years.

The partners, including the private sector, mining sector, banking sector; as well as national, provincial and local spheres of government, signed the contract during the National Human Settlements Indaba held in Johannesburg.

The signatories of the social contract, jointly undertook to work together to deliver 110 000 affordable housing opportunities for the gap market, 70 000 affordable rental opportunities, undertake 50 catalytic projects and install basic services and infrastructure in 2 000 informal settlements.

This formed part of their plan to ensure that by 2030 all South Africans live in adequate housing.

### **Inclusionary Housing Policy**

The New Economic Growth Path identified energy, transport, roads, water, communication and housing as key areas in its strategy to fast-track sustainable growth, employment and equity creation.

This was given a boost by the Presidential Infrastructure Coordinating Committee (PICC) and was a breakthrough in the effort to reverse the system of apartheid infrastructure and its spatial planning. The introduction of the PICC means the beginning of the end for government operating in silos.

Sanitation, which provides the most basic protection to the private dignity of citizens, is an internationalised programme through the UN millennium development goals (MDGs) as agreed to by all UN member states. In the PICC, this programme has been made a national priority. This is also one of the key recommendations of the Ministerial Sanitation Task Team's preliminary findings.

Private-sector developers, in collaboration with financial institutions, have undertaken several inclusionary housing initiatives.

These included housing projects in areas such as Bertrams and Cosmo City, Johannesburg; Olievenhoutbosch, Pretoria; Hlanganani, Springs; and Blythedale, outside Durban. Multiple housing projects that are designed as mixed-income housing developments ensure cross-subsidisation and achieve inclusive housing objectives.

### **Budget**

The DHS took progressive steps towards achieving the NDP's vision of transforming human settlements and the spatial economy to create more functionally integrated, balanced and vibrant urban settlements. More specifically, the department will be implementing the human settlements reforms in government's 2014-2019 medium term strategic framework. The budget was allocated as follows:

- Provinces: R59,1 billion
- Metropolitan Municipalities: R33,3 billion. Transfers are expected to grow at an average annual rate of 6,3% over the period to support the delivery of 1,495 million housing opportunities across the country by 2019.
- Catalytic projects: The main driver of delivery will be mixed use catalytic projects, led by the department's master spatial plan. A catalytic

project is a human settlements project that intends to initiate change away from isolated and segregated communities towards more spatially, socially and economically integrated communities. Thirty catalytic projects will be initiated by 2017/18, and the department expects to disburse R315 million to eight metropolitan municipalities as capacity funding towards packaging catalytic projects.

## **Subsidies and funding**

### **Finance-Linked Individual Subsidy Programme**

The South African Constitution enshrines the right of everyone to have access to adequate housing and makes it incumbent upon government to take reasonable measures to achieve this.

Amongst the many programmes, FLISP is specifically intended for the market segment whose income is inadequate to qualify for a home loan, but exceeds the maximum limit applicable to access government's 'free basic house' subsidy scheme. This market segment, generally known as the 'affordable/gap' market, earns between R3 501 and R15 000 per month.

Households in this segment, if buying a home for the first time, may apply for a FLISP subsidy. The subsidy attaches to the beneficiary and not to the property. This is used to decrease the mortgage bond and applies only to people who have never been assisted by government. It is disbursed as a once-off subsidy.

The programme handed over R700 million for the Marikana Housing Project, which is expected to yield 2 600 units upon completion.

By July 2016, 544 housing units had been completed. These included 252 units that were part of a community residential programme and another 292 houses which fall under the BNG project.

An estimated 70 000 finance-linked subsidies are expected to be disbursed to qualifying beneficiaries by 2019 through funding provided in the human settlements development grant.

FLISP's allocations made to provinces by the Human Settlements Development Grant (HSDG) was R71,6 million. The actual spending at the end of the financial year had been R35,5 million, with four provinces reporting no expenditure at all.

### **Housing subsidies**

A housing subsidy is a grant by government to qualifying beneficiaries to be used for housing purposes. The subsidy is either paid to a seller of a house or, in new developments, it is used

to finance the construction of a house that complies with the ministerial minimum norms and standards.

The house is then transferred to the qualifying beneficiary.

One of the DHS areas of responsibility in the delivery of human settlements relates to the bottom-most end of the market, where it provides housing subsidies to the poor.

This is where the bulk of the housing backlog exists, affecting mainly those who earn below R3 500 a month.

A total of 563 000 fully-subsidised housing units are expected to be built by 2019.

### **Individual subsidies**

An individual subsidy provides qualifying beneficiaries with access to housing subsidies to acquire ownership of improved residential properties (a stand or house) or to finance the acquisition of a serviced site linked to a house-building contract that is not part of an approved housing-subsidy project.

The latter option is only available to beneficiaries with access to housing credit. The subsidy amount of R84 000 comprises R6 000 for the raw land cost, R22 162 for internal municipal engineering services and R55 706 for the cost of constructing the top structure.

### **Consolidation subsidies**

This subsidy mechanism gives former beneficiaries of serviced stands, financed by the previous housing dispensation (including the Independent Development Trust's site and service schemes), the opportunity to acquire houses.

### **Institutional subsidies**

Institutional subsidies are available to qualifying housing institutions.

The subsidy is paid to approved institutions to provide subsidised housing on deed of sale, rental or rent-to-buy options.

This is done on condition that the beneficiaries may not be compelled to pay the full purchase price and take transfer within the first four years of receiving the subsidy. Institutions must also invest capital from their own resources in the project.

### **Subsidies for people with disabilities**

People with disabilities who qualify for a housing subsidy receive additional amounts to improve their houses with special additions such as paving and ramps to their doors, grab-rails in

bathrooms, and visible door bells for the deaf.

### **Enhanced Extended Discount Benefit Scheme**

The Enhanced Extended Discount Benefit Scheme promotes home ownership among tenants of state-financed rental stock, including formal housing and serviced sites.

The scheme is only available to beneficiaries who took occupation of such rented houses before 15 March 1991.

### **Rural subsidies**

These housing subsidies are available to beneficiaries who enjoy only functional tenure rights to the land they occupy. This land belongs to the State and is governed by traditional authorities.

These subsidies are only available on a project basis and beneficiaries are supported by implementing agents. Beneficiaries also have the right to decide how to use their subsidies, either for service provision, for the building of houses, or for a combination of these.

### **Farm resident subsidies**

The housing-subsidy programme for farm residents addresses the wide variety of housing needs of people working and residing on farms by providing a flexible package of housing models to suit the local context.

In most instances, the programme is applied where farm residents are required to reside close to their employment obligations and where the farm land is distant from the nearest town, rendering the settlement of the farm residents in town impracticable.

Farm residents play an important role in all aspects of their housing solutions regarding the selection of options, the design and implementation phase, as well as the ongoing management of the housing stock.

### **Human Settlements Development Grant**

The allocation for the HSDG for the previous year had been R17 billion. There had been a rollover of R289 million from the previous financial year, which had culminated in a total of R17,3 billion as the available amount.

The allocations had been transferred to provinces, which had spent R16,9 billion. With regard to the delivery performance of provinces, there had been a target of 45 652 sites, while the top structure target had been 105 796, and the overall target had been 151 448 structures. The provinces had delivered 143 911 overall.

### **Municipal Human Settlements Capacity Grant (MHSCG)**

The purpose of the MHSCG is to provide capacity to municipalities. It was a collaboration between the DHS, National Treasury, and the Department of Cooperative Governance and Traditional Affairs. It is aimed at providing assistance to municipalities due to an outcry for capacity and technical support.

The total budget allocation from the MHSCG to eight metropolitan municipalities for the 2015/16 financial year was R100 million and was divided as follows:

- Buffalo City: R9,253 million
- Nelson Mandela: R9,847 million
- Mangaung: R9,2016 million
- Ekurhuleni: R14,313 million
- Johannesburg: R16,505 million
- Tshwane: R12,831 million
- eThekweni: R14,342 million
- Cape Town: R13,703 million.

### **National Housing Finance Corporation**

The NHFC is one of several development finance institutions created by the government to improve the socio-economic challenges of the country.

The corporation is mandated to broaden and deepen access to affordable housing finance for low to middle income households by facilitating private sector lending for housing purposes.

The developmental financial focus of the NHFC is specifically about finding workable models on affordable housing finance for the low- and middle-income target market.

The NHFC was established in 1996, by the then National Department of Housing, to offer housing finance, project facilitation and technical assistance to private and public entities ensuring availability of housing stock for the target market.

As a means of sustaining its funding programmes, the NHFC searches for better ways to mobilise finance for affordable housing from sources outside the state in partnership with the broadest range of organisations.

The NHFC, in the affordable housing finance market sector, adopts a role of financier, facilitator and innovator; to ensure viable housing finance solutions and growth of sustainable human settlements.

The corporation's total budget for 2015/16 was R221,7 million.



## Rural Housing Loan Fund (RHLF)

The RHLF is a wholesale lending institution. Its main business is to raise money and lend it to retail credit intermediaries to provide repeat access to housing credit to low income rural households.

Structured loans are made to match the intermediary's underlying product profile, and are disbursed according to the following three criteria:

- draw-downs should be structured so that the RHLF's exposure is limited (a higher risk profile should be accompanied by a slower draw-down pattern to allow the RHLF to monitor the performance of the intermediary)
- draw-downs should be matched with the intermediary's disbursement of qualifying loans and should not allow the intermediary to build up extensive surplus funding
- the size of the facility and the draw-down schedule should be in line with the historical growth pattern of the intermediary and its capacity to manage growth, to avoid potential destabilising effects.
- the repayment period should match that of the end user.

A Pilot Loan is a venture-capital investment instrument designed by the RHLF to support retail lenders to explore new markets (such as informal earners or low-income households in un-served rural areas) and/or new products (such as alternative loan products with appropriate collection methodologies).

The fund was allocated R37,1 million.

## Role players

### Enhanced People's Housing Process (EPHP)

The EPHP is a government housing-delivery mechanism that supports households who wish to enhance their subsidies by building their own homes or organising between themselves, the building of their homes. The process allows beneficiaries to establish a housing-support organisation that will provide them with organisational, technical and administrative assistance.

The assistance includes training and guiding the beneficiaries in building their own homes. The subsidy is available to beneficiaries enjoying functional tenure rights to the land they occupy.

The land is normally in rural areas and belongs to the State and is allocated by the State and the authorities. Unlike the project-linked subsidy, where a contractor builds houses for a number of people, the EPHP allows people or beneficiaries

to build or organise the building of their homes.

The EPHP is a useful tool for community involvement.

In June 2016, government set itself a target to deliver six million houses and housing opportunities by 2019.

## Housing institutions

The department's support institutions play an important role in enhancing the norms and standards of housing, and making housing more accessible to all South Africans.

The institutions also facilitate the specific housing and housing-related needs of the market, in addition to the role that provincial governments and municipalities play. These institutions are accountable to the Executive Authority of the DHS.

The institutions are the National Home-Builders Registration Council (NHBRC), NHFC, NURCHA, the Social Housing Foundation, RHLF, the Housing Development Agency (HDA), Servcon Housing Solutions, SHRA and Thubelisha Homes.

## Stakeholder management

Increased operations through new partnerships would address the challenges of rapid urbanisation. The DHS has been at the forefront of addressing this challenge in South Africa.

The Chief Directorate: Stakeholder Management's primary objective is to mobilise sector stakeholders to partner with government to fast-track housing delivery.

The unit facilitates stakeholder engagement through various dialogue forums, which has led to collaboration in the implementation of the Social Contract for Rapid Housing Delivery and Rural Housing Contract, Stakeholder Engagement, Youth Build, Women's Build and the Govan Mbeki Housing Awards.

## Women in housing

The DHS is working on a range of measures which are geared to support women in human settlements and emerging contractors in the housing sector.

These measures will look at addressing issues such as access to bridging finance, credit, lack of skills and lack of supportive institutional arrangements within human settlements value chain.

The NHBRC Women Empowerment Programme, which was formed in partnership with the Gordon Institute of Business Science, comprises a developed and customised

programme for women entrepreneurs in the construction industry.

As part of the initiative, a hundred women who own construction-related businesses are taken through a 10-month programme that includes business skills training, mentorship, coaching, access to finance and new markets, as well as peer-learning opportunities.

Training and modules are customised based on the particular challenges and requirements of the industry. They also include practical support that facilitates application of the lessons learned throughout the programme.

### **National Home-Builders Registration Council**

The mandate of the NHBRC is to protect the interests of housing consumers by providing warranty protection against defined defects in new homes, and to regulate the home-building industry in terms of the Housing Consumers Protection Measures Act of 1998. The council provides training and capacity building to promote and ensure compliance with technical standards in the home building environment.

The council's strategic goals will be to improve stakeholder interaction and market accessibility for housing consumers, to enhance the entities position to:

- provide quality services to housing consumers and home builders
- make better use of technological building solutions
- provide training and building capacity in the home building sector.

### **Youth Build**

The Youth Build SA Programme is a community based national youth service initiative that integrates academic achievement, work experience, social action, leadership development, and personal transformation in a single project for volunteers.

The National Youth Development Agency (NYDA) implements the following two types of Youth Build projects in support of this programme:

- The comprehensive model where 100 youth, all of them volunteers, spend between eight and 12 months in class and on site learning the construction trade using the Youth Build model which is adopted from Youth Build International.
- A model is done in partnership with the DHS where volunteers are recruited within identified communities, orientated by NYDA and then sent straight to site to build houses. When they

complete the houses, they go into training with the NHBRC for six weeks. The NYDA then prepares volunteers to look for jobs or start their own businesses based on the skills they would have acquired through Youth Build.

The difference in the two approaches is that on the first one, the NYDA can fund the project up to 100% and the second one is mostly funded by the DHS.

The volunteers are empowered with house-construction skills such as bricklaying, plastering and plumbing.

In June 2016, 40 volunteers built 200 BNG houses in Khunwana Village, North West, as part of the 1976 Youth Build SA Programme which was allocated R200 million.

More than 1 400 young South Africans are enrolled in 13 Youth Build programmes. Apart from the DHS, other key partners include municipal governments, Technical and Vocational Education and Training centres, the Sector Education and Training Authority; and private sector companies.

After seven years of experience in managing Youth Build programmes, the NYDA is working on opening a Youth Build school to strengthen education outcomes, improve private sector links, and provide professional development to Youth Build teams around the country.

The agency's strategic re-orientation prioritised the expansion of Youth Build to 50 communities with the goal of engaging 5 000 to 7 000 young people each year.

### **National Human Settlements Youth Accord**

The youth accord was the outcome of the National Human Settlements Youth Summit held in Johannesburg, in December 2014, to discuss government housing programmes aimed at empowering young people while mobilising them to support government and the department's priorities in the next five years.

Key to the DHS priorities is the delivery of 1,5 million housing opportunities by 2019 with special focus on the elderly, child-headed households and military veterans.

The programme aims to see youth getting training in different construction fields and the running of small businesses while gaining experience at catalytic projects across the country.

In August 2015, about 200 National Human Settlements Youth Accord brigades arrived in Thaba 'Nchu, Free State, from the Eastern Cape for character-building training.

The training programme partly focuses on

principles of nation-building, voluntarism and patriotism.

The long-term aim is to create a crop of builders and construction workers who are well supported and sustained through coaching and mentorship.

### **National Urban Reconstruction and Housing Agency**

NURCHA provides bridging finance to contractors building low to moderate income housing, infrastructure and community facilities, and provides account administration and support services.

The corporation works in partnership with all role-players in these markets to maximise the development of sustainable human settlements.

NURCHA was established as a Presidential Lead Project in 1995, in partnership with the Open Society Institute.

The institution's strategic focus is to provide bridging finance to contractors building low to moderate income housing, infrastructure and community facilities, and provides account administration and support services.

Finance is provided directly to established contractors while a separate, specialised intermediary channel is used to provide finance to emerging contractors, resulting in the normalisation of risks associated with this market segment by the traditional financial institutions.

In this regard, intermediaries assist the emerging contractors with a range of construction support services.

NURCHA seeks to:

- maximise options to finance the construction of housing facilities and infrastructure
- extend the housing market
- promote synergy and cooperation between public and private sectors
- use NURCHA loans to contribute to the emergence of a new generation of successful, black-owned construction companies.

Between 2014 and 2015, NURCHA had approved 14 bridging finance loans amounting to R78 million to women contractors.

The Vulindlela Rural Enhanced People's Housing Process in Taylors Halt, just outside Pietermaritzburg, started a programme to build 25 000 human settlements to the value of R2.1 billion. The project is based on community contribution, partnerships and leveraging of additional resources. About 2 000 full-time employment opportunities were created and 13 community owned cooperatives established through the project. The cooperatives own a quarry on-site, transport operations, concrete block-making facilities, door-making and other construction-related firms. The block-making facility produces 6 000 blocks a day.

The approved loans would enable the construction and completion of 7 328 housing units and serviced stands between 2015 and 2016. The agency's total budget for 2015/16 was R112,6 million.

### **Social Housing Regulatory Authority**

The SHRA is mandated to regulate the social housing sector, and to ensure a sustainable and regulated flow of investment into the social housing sector.

This is in order to support the restructuring of urban spaces through capital grant provision to accredited social housing institutions.

The authority's total budget for 2015/16 was R1 billion.

### **Housing Development Agency**

The HDA is mandated to identify, acquire, hold, develop and release state and privately-owned land for residential and community purposes and to create sustainable human settlements.

The agency provides project-management expertise in human-settlement projects and facilitates the development of projects through accelerated and innovative project packaging.

The agency's total budget for 2015/16 was R278,9 million.

### **The Community Schemes Ombud Service**

The Community Schemes Ombud Service is mandated to provide a dispute resolution service for community schemes; to regulate, monitor and control the quality of all sectional title schemes' governance documentation; and to take custody of, preserve and provide public access to scheme governance documentation. The ombud's 2015/16 budget was R41 million.

### **The National Human Settlements Land Inventory (NaHSLI)**

The NaHSLI and the Land and Property Spatial Information System are fully developed and operational.

NaHSLI is a comprehensive, multidimensional catalogue of habitable land. NaHSLI presents a national tool based on the geospatial analysis of the natural, regulatory, structural and social environment context within which a habitable land profile for South Africa is being developed.

It facilitates the identification of suitable, available, accessible land that can be used to earn a livelihood, thereby demarcating non-habitable land and risk-prone areas and informing potential users where human settlements

could be located best.

NaHSLI also provides insight into the development potential of habitable land and lends itself to the functions of choice, governance and sustainability.

In total, seven implementation protocols have been signed and further agreements are under negotiation with a number of municipalities and provinces.

### **The Estate Agency Affairs Board (EAAB)**

The EAAB regulates, maintains and promotes the standard of conduct of estate agents and issues Estate Agents Fidelity Fund certificates. It is also mandated to prescribe the standard of training of estate agents, investigate complaints lodged against estate agents as well as to manage and control the Estate Agents Fidelity Fund.

The board's budget was R123,3 million.

### **Resources**

One of the major constraints in housing delivery is the lack of capacity in terms of an efficient workforce and the installation of appropriate technology, equipment and systems for monitoring, evaluation and reporting purposes.

The DHS continues to assist provinces in ensuring effective and efficient implementation of the National Housing Programme.

The strategy and guidelines for capacity building, and guidelines for provincial housing-capacity business plans, have been developed.

The DHS undertook several initiatives to support small enterprises within housing and to promote BEE and gender mainstreaming.

Based on extensive consultation with stakeholders in the construction and housing industry, the department developed a framework for emerging contractor support that resulted in a support programme that focuses on training emerging contractors.

### **Programmes and projects** **Sustainable human settlements**

Sustainable human settlements and improved quality of household life are defined by:

- access to adequate accommodation that is suitable, relevant, appropriately located, affordable and fiscally sustainable
- access to basic services such as water, sanitation, refuse removal and electricity
- security of tenure irrespective of ownership or rental, formal or informal structures
- access to social services and economic opportunities within reasonable distance.

### **Strategic Integrated Project 7 (SIP7)**

The SIP7 is part of the 17 SIPs contained in the Presidential Infrastructure Plan.

They incorporate a range of economic and social infrastructure projects and cover all nine provinces with the emphasis on poorer regions.

Investment in rail, water pipelines, energy generation and transmission infrastructure have been identified for Limpopo.

SIP7 focuses on 12 of the country's major cities in Gauteng, the Eastern Cape, KwaZulu-Natal, the Free State, North West and the Western Cape.

The cities include major metropolitan municipalities such as Johannesburg, Ekurhuleni and Tshwane in Gauteng, Buffalo City and Nelson Mandela Metro in the Eastern Cape, eThekweni in KwaZulu-Natal, Cape Town in the Western Cape and Mangaung in the Free State.

The cities were chosen because of their demographic and economic significance. They will be given implementation powers, with the PICC expected to exercise an oversight role.

In Gauteng, some of the projects that are in operation include the implementation of the Bus Rapid Transit (BRT) System in the province's three metropolitan cities. Tshwane is expected to spend more than R1,6 billion on its BRT System.

Johannesburg finalised plans for a major rehabilitation of Diepsloot and Ivory Park townships, including the construction of clinics, schools and community libraries.

About R45 million has been set aside to turn Ekurhuleni into an aerotropolis – a new urban form where cities grow around airports, connecting workers, suppliers, executives and goods to the global marketplace.

An amount of R2 billion has been earmarked for a new rail link connecting Cape Town International Airport and the city centre while in other provinces such as the Eastern Cape and KwaZulu-Natal, the focus will be on expanding ports and rail services.

### **Bucket Eradication Programme**

The objective of the Bucket Eradication Programme is to eradicate all bucket toilets across the country. The budget for the programme was R975 million for the 2015/16 financial year.

At the end of February 2016, the bucket system was eradicated in Britstown, Springbok and Petrusville in the Northern Cape. It was also eradicated in Kanana in North West and Fauriesmith in the Free State.

By then, 2 261 structures had been completed in the Eastern Cape, 124 in North West, 6 377 in Northern Cape and 6 974 in Free State.

The cost of these units was in line with the industry guidelines on infrastructure service delivery unit costs of approximately R9 000 for a single pit, R12 000 for a double pit and R15 000 for water-borne sanitation.

Expenses related largely to reticulation, material, civil works, geotechnical expenses and project management fees.

### **Comprehensive Housing Plan (CHP)**

The CHP for the Development of Integrated Sustainable Human Settlements (Breaking New Ground) is aimed at eradicating informal settlements in South Africa in the shortest possible time.

It incorporates principles such as:

- integrating subsidised, rental and bonded housing
- providing municipal engineering services at a higher level, applying them consistently throughout townships
- providing ancillary facilities such as schools, clinics and commercial opportunities
- combining different housing densities and types, ranging from single-stand to double-storey units and row houses.

The CHP is being implemented through informal settlement-upgrading pilot projects in each province.

These projects provide for phased, area-based development, and emphasise community participation and social and economic development as an integral part of housing projects. The goal of upgrading all informal settlements by 2014/15 is aligned to the UN MDGs to improve the lives of 100 million slum dwellers worldwide.

The CHP focuses on:

- accelerating housing delivery as a key strategy for poverty alleviation
- using housing provision as a major job-creation strategy
- ensuring that property can be accessed by all as an asset for wealth creation and empowerment
- leveraging growth in the economy, combating crime and promoting social cohesion
- using housing development to break down barriers between the first-economy residential property boom and the second-economy slump
- using housing as an instrument for the development of sustainable human settlements in support of spatial restructuring
- diversifying housing products by emphasising rental stock.

The department developed and launched a number of instruments to guide the implementation of the comprehensive plan in all three spheres of government.

These include the monitoring, evaluation and impact-assessment policy and implementation guidelines, and the operating system for the policy and guidelines.

The department also initiated a project-monitoring process to measure the performance of provincial housing departments against targets set in their business plans, to identify constraints and assist with addressing them swiftly.

### **Rental housing for the poor**

The National Rental Housing Strategy, which was approved in 2008, provides for people in the low-income bracket and living under the following conditions:

- provisions made by previous departments
- public-sector hostels for housing migratory labour in the previous dispensation
- municipal rental stock that has not been transferred to the households who inhabit the units, and which will continue to be used as rental accommodation because of the low economic status of the households
- new high-rise housing stock to be built for the specific purpose of accommodating low-income households in rental accommodation.

Many job seekers in urban areas require rental accommodation. There has been an increased public hostels owned by provincial housing departments and municipalities

- “grey” hostels that have both private and public ownership
- public housing stock that cannot be transferred and has to be managed as rental accommodation
- post-1994 newly developed public residential accommodation owned by provincial housing departments and municipalities
- dilapidated, derelict and dysfunctional buildings.

Units provide secure and stable rental tenure for lower-income earners. Potential tenants are selected according to specific criteria such as, they must be a South African citizen, not an owner of any property in the municipality, earn between R1 600 and R3 500 per month (gross income), not owe the municipality any services money, pass an affordability check, and they must be a major to be able to sign the legal documents.



### Emergency housing

The main objective of this programme is to provide temporary housing relief to people in urban and rural areas who find themselves in emergency situations, such as when:

- their existing shelters have been destroyed or damaged
- their prevailing situation poses an immediate threat to their lives, health and safety
- they have been evicted or face the threat of eviction.

Assistance involves prioritising funds from the provincial housing allocations to municipalities to accelerate land development, and the provision of basic municipal engineering services and temporary shelter.

### Government Employees Housing Scheme (GEHS)

In May 2016, an initiative to help low-earning public servants to purchase homes was launched. The GEHS is meant to service 1,3 million public servants who earn too little to qualify for a bond.

Civil servants already qualified for a R1 200 housing subsidy if they owned their property but this did not help employees who earned too little to qualify for a home loan.

In terms of a Public Service Coordinating Bargaining Council resolution, the programme included advice to employees on home ownership options and how to go about renting to buy.

The GEHS would help employees with their finance applications, facilitate access to housing subsidies, and help negotiate favourable lending terms with financial institutions.

### Integrated Residential Development Programme (IRDP)

The IRDP provides for the acquisition of land, servicing of stands for a variety of land uses, including commercial and recreational purposes, schools and clinics, as well as residential stands for low-, middle- and high-income groups. The land use and income-group mix is based on local planning and needs assessment.

### Social Housing Regulatory Authority

Social housing is a rental or cooperative housing option, which requires institutionalised management. Social housing is provided by accredited SHIs or in accredited social housing projects in designated restructuring zones. Social housing provides good quality rental accommodation for the upper end of the

low-income market (R1 500 – R7 500).

The primary objective of urban restructuring is creating sustainable human settlements. Social housing is not just about building houses; it is also about transforming residential areas and building communities.

An additional 27 000 households are expected to be living in affordable social rental units by 2019. Over the medium term, 16 204 such units were expected to be built, funded through the restructuring capital grant of the SHRA and the provincial institutional subsidy.

### International relations

The South African Government is party to the UN MDGs, which provide for the significant improvement in the lives of at least 100 million slum dwellers by 2020.

In addition to these conventions, South Africa adheres to the following declarations under the UN Habitat programme: the Vancouver Declaration on Human Settlements of 1976, the Istanbul Declaration on Cities and other Human Settlements of 1996 and the Habitat Agenda of 1996, the focus of which is to address the plight of persons without adequate housing.

### Community Scheme Ombud Service (CSOS)

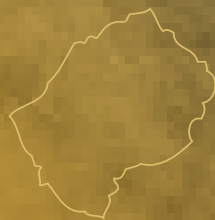
The CSOS provides an alternative, impartial and transparent service for the resolution of unresolved disputes in community schemes. Established in terms of the Community Scheme Ombud Service Act, 2011 (Act 9 of 2011) the CSOS regulates the conduct of parties within community schemes and ensures their good governance.

The CSOS is classified as a Schedule 3A public entity in terms of the Public Finance Management Act and its executive authority is vested in the Minister of Human Settlements. In terms of Section 38 of the CSOS Act, any person in a community scheme may apply to the CSOS, if such a person is a party to or is materially affected by a dispute, for mediation and adjudication.



South Africa Yearbook 2015/16

# International Relations



According to the South African Constitution, the President is ultimately responsible for the foreign policy and international relations. It is the President's prerogative to appoint heads of mission, receive foreign heads of mission, conduct state-to-state relations, and negotiate and sign all international agreements.

International agreements that are not of a technical, administrative or executive nature will only bind the country after being approved by Parliament. Parliament also approves the country's ratification of or accession to multilateral agreements. All international agreements must be tabled in Parliament for information purposes.

The Minister of International Relations and Cooperation is entrusted with the formulation, promotion, execution and daily conduct of South Africa's foreign policy.

The Department of International Relations and Cooperation's (DIRCO) overall mandate is to work for the realisation of South Africa's foreign policy objectives. This is done by:

- coordinating and aligning South Africa's international relations abroad
- monitoring developments in the international environment
- communicating government's policy positions
- developing and advising government on policy options, creating mechanisms and avenues for achieving objectives
- protecting South Africa's sovereignty and territorial integrity
- contributing to the creation of an enabling international environment for South African business
- sourcing developmental assistance
- assisting South African citizens abroad.

DIRCO's strategic objectives are to:

- protect and promote South African national interests and values through bilateral and multilateral interactions
- conduct and coordinate South Africa's international relations and promote its foreign policy objectives
- monitor international developments and advise government on foreign policy and related domestic matters
- contribute to the formulation of international law and enhance respect for its provisions
- promote multilateralism to secure a rules-based international system
- maintain a modern, effective department driven to pursue excellence
- provide a world-class and uniquely South African state protocol service.

## Legislation

The DIRCO derives its mandate from the following legislation:

- The Foreign States Immunities Act, 1981 (Act 87 of 1981), regulates the extent of the immunity of foreign states from the jurisdiction of the South African courts and provides for matters connected therewith.
- The Diplomatic Immunities and Privileges Act, 2001 (Act 37 of 2001), provides for the immunities and privileges of diplomatic missions and consular posts and their members, heads of state, special envoys and certain representatives of the United Nations (UN) and its specialised agencies, and other international organisations and certain people.
- The African Renaissance and International Cooperation Fund Act, 2001 (Act 51 of 2001), establishes an African Renaissance and International Cooperation Fund to enhance cooperation between South Africa and other countries, in particular African countries, through the promotion of democracy, good governance, the prevention and resolution of conflict, socio-economic development and integration, humanitarian assistance and human resource development.
- International agreements (multilateral and bilateral): International agreements concluded by South Africa in terms of sections 231(2) and 231(3) of the Constitution.

## Budget, funding and trade

DIRCO's national budget allocation for 2015/16 was R6,5 billion.

Medium-term expenditures, according to the National Budget 2015/16, was R5 698,6 million in 2015/16, R5 943,6 million in 2016/17 and R6 543,3 million in 2017/18.

President Jacob Zuma led the South African delegation to the 7th BRICS Summit held in Ufa, Russia from 8 to 9 July 2015. The theme for the 7th Summit was "BRICS Partnership – a Powerful Factor of Global Development".

A number of meetings was held in the run-up to the summit. These included:

- The BRICS Ministers of Finance and Central Bank Governors met in Moscow prior to the summit on 7 July 2015.
- The first meeting of the BRICS Board of Governors of the New Development Bank took place in Moscow on 7 July 2015.
- The BRICS Ministers of Trade and Industry met in Moscow on 7 July 2015.
- The BRICS Business Council and its Working Groups met in Moscow on 6 July 2015 and then proceeded to Ufa for a meeting with the BRICS leaders on 9 July 2015.

Expenditure increased from R485,1 million in 2014/15 to R523,1 million in 2015/16 at a nominal growth rate of 8%. The increase in expenditure is mainly due to the depreciation of the rand against foreign currencies.

South Africa increased its presence on the continent from seven diplomatic and consular missions in 1994 to 47 in 2015. Consequently, the country's trade on the continent increased 39 times from R11,4 billion in 1994 to R385 billion in 2015. The target is half a trillion rand trade with Africa by 2019. As at the end of 2015, 20% of the country's trade was conducted within the African continent.

With regard to Asia and the Middle East, South Africa's trade and investment in these regions have grown considerably and continue to do so. In 1994, trade with Asia and the Middle East combined was approximately R45 billion and has increased to approximately R760 billion for Asia and R116 billion with the Middle East. Working together with other government departments, DIRCO can achieve a trillion rand trade with this region by 2019.

### Foreign policy

By prioritising Africa and promoting its renewal, development and reconstruction, South Africa is contributing to building a better Africa, which is the central foreign policy goal of the South African Government.

After the democratic elections in 1994, South Africa ceased to be the pariah of the world; it regained its rightful place in Africa, in the UN and in the family of nations. South Africa emerged as a democratic country into a fundamentally transformed world with a visionary foreign policy that promotes relations with other countries.

### Disarmament, non-proliferation and arms control

A primary goal of South Africa's policy on disarmament, non-proliferation and arms control includes reinforcing and promoting the country as a responsible producer, possessor and trader of defence-related products and advanced technologies. In this regard, the department continues to promote the benefits that disarmament, non-proliferation and arms control hold for international peace and security, particularly to countries in Africa.

Regarding conventional weapons, including small arms and light weapons, South Africa actively participates in UN efforts related to the Anti-Personnel Mine Ban Convention, the Convention on Cluster Munitions, the Certain Conventional Weapons Convention, the UN

Programme of Action on Small Arms and Light Weapons and efforts aimed at establishing an arms trade treaty.

### Role players

South Africa has key partnerships such as the Forum on China-Africa Cooperation, Africa's comprehensive partnership with India, and the Korea-Africa Forum. South Africa's Government spares no effort in strengthening the progressive forums of the South such as the Non-Aligned Movement (NAM), G77+China, Africa-South America Summit and the New Asian-African Strategic Partnership (NAASP). These forums have demonstrated that they are trusted allies and partners in South Africa's aim for a better world and Africa.

### African Union (AU)

The AU emerged from the Organisation of African Unity (OAU), which was established in 1963 with a charter signed by 32 countries in Addis Ababa. The OAU, which was officially disbanded in July 2002, was replaced by the AU with 54 members who pledged to work for closer political integration and unity among African countries.

Africa will never again tolerate change of governments through undemocratic and unconstitutional means. Africa is on a growth trajectory, which must be maintained to ensure that the people of African are truly emancipated from the wrath of underdevelopment, poverty and hunger. The strengthened African Union Commission (AUC) is central in driving the African Agenda. South Africa contributed towards the goal of having a strong AUC and its structure. Resources were also contributed to hosting the Pan African Parliament.

The continent is engaged in extensive consultations on its vision known as Agenda 2063, under the theme "The Africa We Want". This vision spells out the aspirations of African people across all sectors and the pledges of leaders, which are translated into a "Call to Action" comprised of a 10-year action plan that will contain flagship projects.

The heads of state and governments of the AU adopted Agenda 2063 at the 24th Ordinary Assembly External link held in Addis Ababa, Ethiopia, from 30 to 31 January 2015.

Each AU member state, including South Africa, was expected to contribute to this vision through inclusive national consultations by October 2015. With the adoption of the vision, member states will have to align their national policies with it through a process of domesti-

cation, which, in South Africa's case, entails harmonising Agenda 2063 with the National Development Plan (NDP).

In pursuit of the continental economic integration agenda, the following actions have taken place: the launch of the Southern African Development Community (SADC), Common Market for Eastern and Southern Africa (COMESA) and the East African Community (EAC) Tripartite Free Trade Area (FTA) in June 2015 in Egypt. This FTA, which merges 26 countries into a free trade zone with 625 million people and a total gross domestic product (GDP) of US\$1,6 trillion, will contribute immensely towards increasing intra-African trade. The Tripartite FTA represents an important milestone towards the conclusion of negotiations for the establishment of the Continental Free Trade Area.

President Jacob Zuma led the South African delegation to the 26th Ordinary Session of the AU Assembly (AU Summit) held on 30 and 31 January 2016 in Addis Ababa, Ethiopia.

The 2016 AU Summit was held under the theme "African Year of Human Rights with a particular focus on the Rights of Women".

The theme was of extreme importance to South Africa as a country, as it marked 20 years since the adoption of the Constitution of South Africa (Act 108 of 1996) and the Bill of Rights as well as 60 years since the historic women's march to the Union Buildings on 9 August 1956.

### AU Peace and Security Council (AUPSC)

South Africa plays an important role in efforts to bring about peace and stability on the continent.

The AUPSC is the organ of the AU in charge of enforcing union decisions. Members are elected by the AU Assembly to reflect regional balance within Africa, as well as a variety of other criteria, including capacity to contribute militarily and financially to the union, political will to do so, and effective diplomatic presence at Addis Ababa.

The AUPSC entered into force in December 2003, after being ratified by the required majority of AU member states. It is made up of 15 member states and is responsible for the resolution of conflict, peacekeeping and post-conflict reconstruction and development (PCRD) in conjunction with the UN.

In 2015, the AU Assembly unanimously re-elected South Africa for a second consecutive two-year term to the AUPSC. This gives the country the opportunity to consolidate the work done in the past two years, including contributing to the implementation of Agenda 2063's goal of "Silencing the Guns by 2020".

### AU regional economic communities (RECs)

The AU is the principal institution responsible for promoting sustainable development at economic, social and cultural level, as well as integrating African economies.

RECs are recognised as the building blocks of the AU, necessitating the need for their close involvement in formulating and implementing all AU programmes.

To this end, the AU must coordinate and take decisions on policies in areas of common interest to member states, as well as coordinate and harmonise policies between existing and future RECs, for the gradual attainment of the AU's objectives.

Seven specialised technical committees are responsible for the actual implementation of the continental socio-economic integration process, together with the Permanent Representatives Committee.

South Africa's development is intertwined with that of the southern Africa region and the African continent at large. The country's efforts at ramping up industrialisation should be viewed within the overall framework of the SADC Industrialisation Strategy and Roadmap as approved by the SADC Extra-Ordinary Summit in April 2015. South Africa seeks to industrialise the regional and continental economies in order to develop its own manufacturing capacity.

In addition, the country seeks to radically alter the colonial/post-colonial pattern where Africa was a supplier of raw materials. Africa should produce value-added goods for exports into the global economy. It is only in this way that we can address the paradox of a rich-resource continent inhabited by a poverty-stricken population, and make a decisive break with the past.

### New Partnership for Africa's Development (Nepad)

Nepad, an AU strategic framework for pan-African socio-economic development, is both a vision and a policy framework for Africa in the 21st century. Nepad provides unique opportunities for African countries to take full control of their development agenda, to work more closely together, and to cooperate more effectively with international partners.

Nepad manages a number of programmes and projects in six theme areas namely:

- agriculture and food security
- climate change and national resource management
- regional integration and infrastructure
- human development
- economic and corporate governance



- cross-cutting issues, including gender, capacity development and information and communication technology (ICT).

South Africa, as one of the initiating countries, played a key role in the establishment of Nepad and the African Peer Review Mechanism (APRM), and hosts the Nepad Agency and APRM Secretariat in Midrand, Gauteng.

The APRM process is aimed at addressing corruption, poor governance and inefficient delivery of public goods and services to the citizens of African countries. It encourages the adoption of policies, standards and practices that lead to political stability, high economic growth, sustainable development and accelerated regional and continental economic integration through the sharing of experiences and best practices, and is important to the sustainability of Nepad.

Nepad remains the main programme of reference for intra-African socio-economic and developmental relations and Africa's partnerships with international partners such as the European Union (EU-AU) Strategic Partnership, Forum for Africa-China Partnership, the Group of Seven Most Industrialised Nations plus Russia (G8), the Tokyo International Conference on African Development, the NAASP and the Organisation for Economic Cooperation and Development.

Through Nepad, Africa has expanded its development priorities. Development and funding in agriculture, ICT, science and technology, infrastructure and education has improved the quality of life for millions of Africans.

### Southern African Development Community

The SADC developed from the Southern African Development Coordination Conference (SADCC), which was established in 1980. It adopted its current name during a summit held in Windhoek, Namibia, in August 1992. Before 1992, the aim of the SADCC was to forge close economic cooperation with southern African countries excluding South Africa, to bolster their economies and reduce their dependence on the South African economy.

From 1992, when the organisation became the SADC, its mandate changed to the following:

- establishing an open economy based on equality, mutual benefit and balanced development
- breaking down tariff barriers
- promoting trade exchanges and mutual investment
- realising the free movement of goods, personnel and labour service

- achieving the unification of tariffs and currencies
- establishing a free trade zone.

The initial member states were Angola, Botswana, Lesotho, Malawi, Mauritius, Mozambique, Namibia, Swaziland, Tanzania, Zambia and Zimbabwe. South Africa became a member after 1994.

South Africa has consistently sought to nurture regional integration at three levels: the Southern African Customs Union (Sacu), SADC and the Tripartite FTA between the SADC, the COMESA and the EAC. In particular, South Africa has championed a "developmental regionalism" approach that combines market integration, cross-border infrastructure development, and policy coordination to diversify production and boost intra-African trade. South Africa contributed to the development of Sacu's Five-Point Plan, which aims to transform the customs union from a tariffs and a revenue-sharing agreement to an integrated institution capable of promoting true regional economic development.

Work in SADC continues to focus on consolidating the SADC FTA launched in 2008, before considering deeper forms of integration in the region. The ongoing negotiations to establish the Tripartite FTA will combine the three major regional economic communities of 600 million people and combined GDP of USD\$1 trillion, as building blocks towards continental integration.

Once established, the T-FTA will contribute to economies of scale, the building of new distribution channels, value addition, and manufacturing in Africa.

One of the key areas to stimulate regional economic development has been the finalisation of the SADC Regional Infrastructure Development Master Plan, which will focus on the following six priority sectors: energy, transport, ICT/communications, water, tourism and meteorology.

In 2014, South Africa was elected to chair the SADC. South Africa led the SADC Election Observer missions in Mozambique, Botswana and Namibia.

In February 2015, South Africa hosted an Extraordinary Summit of the SADC Double Troika in Pretoria. The Extraordinary Summit considered the political and security situation in Lesotho ahead of the February 2015 elections.

A South African Government delegation led by the Minister of International Relations and Cooperation, Ms Maite Nkoana-Mashabane, which also included Trade and Industry Minister Rob Davies and Deputy Finance Minister Mcebisi Jonas, took part in a meeting of the

SADC Council of Ministers in Gaborone on 14 to 15 August 2015.

The meeting in Gaborone was in preparation for the 35th Ordinary SADC Summit of Heads of State and Government held from 17 to 18 August 2015.

The theme for the summit was “Accelerating Industrialisation of SADC Economies through Transformation of Natural Endowment and Improved Human Capital”.

### United Nations

The UN occupies the central and indispensable role within the global system of governance. South Africa looks to the UN to advance the global development agenda and address under-development, social integration, full employment and decent work for all and the eradication of poverty globally. Through participation in multilateral forums, South Africa also upholds the belief that the resolution of international conflicts should be peaceful and in accordance with the centrality of the UN Charter and the principles of international law. South Africa was one of the 51 founding member of the UN in 1945. Since then, UN membership has grown to 193 states. After being suspended in 1974, owing to international opposition to the policy of apartheid, South Africa was readmitted to the UN in 1994 following its transition to democracy.

### UN General Assembly

President Zuma, led the South African delegation to the 70th Session of the UN General Assembly (UNGA 70), which took place in New York in the United States of America (USA) from 28 September to 3 October.

The UNGA is the main deliberative, policy-making and representative organ of the UN. Comprising all 193 members of the United Nations, it provides a unique forum for multilateral discussion of the full spectrum of international issues covered by the Charter of the UN.

### UN Security Council (UNSC)

South Africa has served on the United Nations Security Council (UNSC) as non-permanent member for two terms. More than two-thirds of the UNSC's agenda focuses on African issues. During its second term, one of South Africa's biggest achievements was the adoption by the UNSC of resolution 2033 (2012), which South Africa initiated, to formalise, strengthen and promote the UNSC's cooperation with regional organisations, particularly the AUPSC. Close on 70 years of its existence, the UNSC still remains

undemocratic, unrepresentative and unfair to developing nations and small states, which cannot remain beholden indefinitely to the will of an unrepresentative minority on most important issues of international peace and security. Other notable achievements that South Africa championed are:

- setting the UN members the target to celebrate the 70th Anniversary of the UN in 2015, with a reformed, more inclusive, democratic and representative UNSC
- witnessing the birth of the new State of South Sudan.

The issue of Western Sahara remains an important challenge for the AU and for peace and stability in the region.

### UN Economic and Social Council (Ecosoc)

Ecosoc is a premier organ of the UN responsible for economic and social development matters of the world.

South Africa assumed membership of Ecosoc on 1 January 2013, giving the country an opportunity to be located at the centre of the debate on the global development agenda, including the acceleration of the implementation of the Millennium Development Goals (MDGs). The country's three-year membership term ended in 2015.

### UN Educational, Scientific and Cultural Organisation (Unesco)

South Africa is an active participant in key Unesco governance structures such as the General Conference and the World Heritage Committee, and has previously served on the executive board.

Since its return to Unesco, South Africa has also ratified a number of Unesco conventions including the Convention Concerning the Protection of the World Cultural and Natural Heritage (July 1997), Convention Against Discrimination in Education (March 2000), the International Convention Against Doping in Sport (November 2006) and the Convention on the Protection and Promotion of the Diversity of Cultural Expressions (December 2006).

South Africa also acceded to the Convention for the Protection of Cultural Property in the Event of Armed Conflict with Regulations for the Execution of the Convention (December 2003). National interaction with Unesco's various areas of work is coordinated through the South African National Commission for Unesco, whose secretariat is hosted by the Department of Basic Education.

### UN Human Rights Council

South Africa played a leadership role in several inter-governmental processes at the UN pertaining to human rights and social development issues. It is also the current Chair of the Open-ended Working Group on Private Military and Security Companies (PMSCs), which objective is to elaborate a legally binding regulatory framework and to ensure that PMSCs are held accountable for their activities.

South Africa is also the current chair of the Adhoc Committee on the Elaboration of Complementary Standards to the International Convention for the Elimination of All Forms of Racial Discrimination aimed at combating contemporary forms of racism.

South Africa was one of 14 new member states elected to serve on the UN Human Rights Council from January 2014 until December 2016. The election coincided with the country's celebration of its 20th year of democracy and reaffirmed its commitment to the achievement of human rights for all its citizens, the citizens of Africa, and the citizens of the world.

### UN-South Africa Strategic Cooperation Framework (UNSCF)

The UN-South Africa Strategic Cooperation Framework (UNSCF), 2013 – 17, is the overall framework for the work of the UN system in South Africa. DIRCO and the UN Country Team developed the SCF in 2012 through a participatory and consultative process. The SCF includes the presentation of the situation in South Africa overall, as reflected in the New Growth Path, the NDP: Vision for 2030, as well as the Medium Term Strategic Framework and the *2010 MDGs Country Report*. These have informed the identification of four pillars of UN cooperation, which are: inclusive growth and decent work; sustainable development; human capabilities; and governance and participation. In addition, a brief analysis of past cooperation and lessons learned, including those identified in the 2009 Joint Evaluation of the Role and Contribution of the UN System in South Africa, and the planned results to be achieved by all partners in the South African context, with the UN contributions indicated at the outcomes level. The SCF also considers the role of South Africa on the continent and globally.

### World Health Organisation (WHO)

South Africa is one of the 194 member states that constitute the WHO. The country takes part in the annual World Health Assembly (WHA), which is the WHO's supreme decision-making

body.

South Africa also takes part in the WHO's Regional Committee for Africa, which convenes annually after the WHA to reflect on the decisions taken at the WHA and plan for the following year's WHA.

Through its participation in these structures, South Africa contributes to setting international norms and making decisions on key issues regarding global and public health.

### Group of 20 (G20)

The 2015 G20 Antalya summit was the 10th annual meeting of the G20 heads of government or heads of state. It was held in Antalya, Turkey on 15 to 16 November 2015.

The main theme of the summit was to discuss the world's biggest political and security crises, including Syria and the mass migration of refugees.

The summit was mostly focused on political rather than economic issues due to the terrorist attacks in Paris, in which 132 people were killed. As an organisation dealing with global issues of financial and economic cooperation, the G20 decided to change the format of the session.

In addition to the pre-planned theme, the parties adopted a declaration on fighting terrorism. The heads of state expressed their readiness to fight terrorism in all its forms, including taking steps to resist economic terrorism.

Some other issues, such as how the world working together to boost the world economy were also discussed during the conference.

Delegates includes heads of state and representatives from Argentina, Australia, Brazil, Canada, China, France, Germany, India, Indonesia, Italy, Japan, Mexico, Russia, Saudi Arabia, South Africa, Republic of Korea, Turkey, United Kingdom, United States of America as well as two representatives of the European Union. Special invitees included representatives from Azerbaijan, Malaysia, Senegal, Singapore, Spain and Zimbabwe.

In Antalya, G20 leaders committed to undertake a number of concrete steps to boost growth and job creation, by channeling their efforts towards:

- bolstering counterterrorism efforts
- promoting international norms of responsible state behavior in cyberspace
- achieving strong, sustainable and balanced global economic growth
- addressing the global refugee crisis
- promoting high-standard trade and investment
- strengthening the global financial system
- a modern, fair international tax system

- fighting corruption and promoting transparency
- advancing global health and the global health security agenda
- supporting sustainable development
- addressing climate change and boosting clean energy.

The Youth 20 Summit 2015 took place in Istanbul, Turkey from 15 to 21 August. The topics of the Y20 were:

- Youth Unemployment
- Youth and Education in the 21st Century
- Youth's Contribution to Peace

### **Brazil, Russia, India, China, South Africa trade alliance (BRICS)**

South Africa's BRICS membership will help the country and the continent to address its socio-economic challenges.

Some of the BRICS achievements include the following:

- BRICS Inter-Bank Cooperation Mechanism to which the Development Bank of Southern Africa (DBSA)
- Master Agreement on Extending Credit Facility in Local Currency where the DBSA would have to consider providing the other Member Banks,
- Multilateral Letter of Credit Confirmation Facility Agreement, which will require the DBSA to either guarantee performance against the obligations to a South African exporter, or in the event of South African imports
- Multilateral Agreement on Infrastructure Co-Financing for Africa
- Multilateral Agreement on Green Economy Cooperation Co-Financing
- The establishment of the BRICS Business Council and BRICS Think Tanks Council.

The BRICS grouping achieved another strategic milestone in February 2014, when the science, technology and innovation ministers of the five countries met in South Africa to formalise and institutionalise cooperation in science, technology and innovation under the BRICS framework.

South Africa, as the previous Chair, successfully brought to fruition all the key outcomes adopted at the 5th BRICS Summit in Durban 2014. As such, in Brazil, the Agreement establishing the New Development Bank and the Treaty for the creation of the BRICS Contingent Reserve Arrangement were signed. These agreements signal a historic and seminal moment since the creation of the Bretton Woods international financial architecture. The headquarters of the New Development Bank will be located in Shanghai,

China and its Africa Regional Centre will be established in South Africa concurrently. Further significant initiatives in respect of strengthening intra-BRICS economic cooperation, included the signing of the Memorandum of Understanding on Cooperation among BRICS Export Credit and Guarantees Agencies that will improve the support environment for increasing trade opportunities among the BRICS countries. In BRICS, the member states are equal in access, shareholding, and representation in leadership positions.

Russia hosted the group's seventh summit in July 2015.

### **India, Brazil and South Africa (IBSA) trade alliance**

The IBSA Dialogue Forum brings together three large pluralistic, multicultural and multiracial societies from three continents as a purely South-South grouping of like-minded countries, committed to inclusive sustainable development, in pursuit of the well-being for their peoples and those of the developing world. The principles, norms and values underpinning the IBSA Dialogue Forum are participatory democracy, respect for human rights, the Rule of Law and the strengthening of multilateralism.

The intra-IBSA trade is a clear indication of the potential and success of IBSA as the initial trade target of US\$ 25 billion by 2015 was likely to be overshoot given the 2014 intra-IBSA trade figure of US\$23 billion. IBSA also partnered with developing countries, especially least-developed

The Deputy Minister of International Relations and Cooperation, Ms Nomaindiya Mfeketo, led the South African delegation at the Indian Ocean Rim Association (IORA) Blue Economy Conference in Mauritius from 2 – 3 September 2015.

IORA was formally launched in 1997, and is a cooperative community of twenty (20) coastal states bordering the Indian Ocean, and six non-member Dialogue Partner States. South Africa served as Vice Chair of IORA in October 2015, and will chair the Association from October 2017 – 2019.

The inaugural Blue Economy Conference took place in the context of IORA having decided to make the Ocean Economy/Blue Economy a strategic priority. South Africa was one of the conference initiating member countries.

The conference was an opportune platform to conceptualise the Blue Economy and enable cooperation on exploiting the vast ocean resources. Key features of agenda entailed analysing the existing capacities of the member states in the following:

- Fisheries and Aquaculture
- Renewable Ocean Energy
- Seaport and Shipping
- Seabed Exploration and Minerals.

countries and PCRD countries through the IBSA Facility for Hunger and Poverty Alleviation (IBSA Fund) in development projects that will benefit those countries.

IBSA continues to play its unique role as a body bringing together three democracies of the South from three continents.

The realisation of a trilateral alliance between IBSA stems from three commonalities between the three countries, namely: all three countries are vibrant democracies, they share common views on various global issues, and are substantial emerging economies within their subregions.

Apart from promoting South-South dialogue, IBSA also fosters inter-regional cooperation.

The engagement process of the IBSA countries takes place on three levels, namely: heads of state and government, government-to-government and people-to-people cooperation.

### Indian Ocean Rim Association (IORA)

South Africa is one of the founding member states of the IORA, which was launched in Mauritius in March 1997. There are 21 member states and seven dialogue partners; the Indian Ocean Tourism Organisation and the Indian Ocean Research Group has observer status.

IORA, formerly known as the Indian Ocean Rim Initiative and Indian Ocean Rim Association for Regional Cooperation, consists of coastal states bordering the Indian Ocean.

The objectives of IORA are to:

- promote sustainable growth and balanced development of the region and member states
- focus on those areas of economic cooperation which provide maximum opportunities for development, shared interest and mutual benefits
- promote liberalisation, remove impediments and lower barriers towards a freer and enhanced flow of goods, services, investment, and technology within the Indian Ocean rim.

IORA members undertake projects for economic cooperation relating to trade facilitation and liberalisation, promotion of foreign investment, scientific and technological exchanges, tourism, movement of natural persons and service providers on a non-discriminatory basis; and the development of infrastructure and human resources, poverty alleviation, promotion of maritime transport and related matters, cooperation in the fields of fisheries trade, research and management, aquaculture, education and training, energy, IT, health, protection of the environment, agriculture, disaster management.

The Deputy Minister of International Relations and Cooperation, Ms Nomaindiya Mfeketo, led a South African delegation to the 15th Indian IORA Council of Ministers on 23 October 2015 in Padang, Indonesia.

At this meeting, Indonesia succeeded Australia as IORA Chair for the period 2015 – 2017. Significantly, South Africa became the Vice Chair and a member of the Association's Troika, along with Indonesia and Australia. South Africa will Chair IORA from 2017 – 2019.

### Commonwealth

The modern Commonwealth is a voluntary association of 54 independent member countries. Membership is diverse and includes developed and developing countries in Africa, Asia, the Americas, the Caribbean, Europe and the South Pacific.

Since rejoining the Commonwealth in 1994, South Africa has interacted closely with the work of the Commonwealth contributing politically, financially and in terms of capacity and expertise to the work of the organisation.

### Non-Aligned Movement (NAM)

The Islamic Republic of Iran is chairing the NAM from 2012 to 2015. The NAM consists of 120 member states. It is the largest political grouping of countries outside the UN, making it an important lobby group of developing countries in global affairs.

### G77 & China

The Group of 77 (G77) was established on 15 June 1964 by 77 developing countries, signatories of the "Joint Declaration of the Seventy-Seven Developing Countries" issued at the end of the first session of the UN Conference on Trade and Development, held in Geneva, Switzerland. Although the members of the G77 have increased to 134 countries, including China as the associate member, the original name was retained due to its historic significance.

The G77 and China is the largest intergovernmental organisation of developing countries in the UN system, and it provides the means for countries of the South to promote their collective economic interests and enhance their joint negotiating capacity on all major international economic issues within the UN system and promote South-South cooperation.

As a member of the G77 and China, South Africa participates in the work of the group to ensure its strength, unity and cohesion in pursuance of the vision of a fair and equitable multilateral system.



## International relations

### South Africa and Africa

As South Africa undergoes its second transition, Africa also continues to rise. Africa's renaissance will in years ahead be defined by the Africa Agenda 2063.

### Relations with southern Africa

#### Angola

South Africa and Angola continue to work together in maintaining peace, stability, regional integration and the promotion of the SADC Agenda. Both countries are still part of respectively the SADC Troika and the SADC Organ on Politics, Defence and Security Troika.

Angola is one of South Africa's major trading partners in Africa with almost 90% of Angolan exports to South Africa being petroleum-related products.

President Zuma undertook an official visit to Angola in November 2015 to attend the 40th Anniversary of the Independence of Angola.

#### Botswana

South Africa and Botswana cooperate on a wide range of areas, including transport, trade and investment, health, education, environmental affairs, water, science and technology, agriculture, justice, immigration, energy, finance, culture, security and sport.

In August 2015, President Zuma led the South African delegation at the 35th Ordinary SADC Summit of Heads of State and Government in Gaborone, Botswana.

#### Democratic Republic of Congo (DRC)

On 16 October 2015, President Zuma undertook a working visit to The DRC, where he co-chaired a Bi-National Commission (BNC) with his counterpart President Joseph Kabila Kabange of The DRC.

During the BNC Summit, the two heads of state reviewed progress made on bilateral programmes during the first decade of the BNC. These included cooperation projects in the following fields: politics and governance; defence and security; economy, finance and infrastructure; and social and humanitarian affairs.

The 9th SA-DRC BNC was preceded by a ministerial meeting on 15 October 2015 and a senior officials' meeting from 13 to 14 October 2015.

#### Lesotho

Bilateral cooperation between South Africa and Lesotho includes trade and investment, security,

energy, transport, agriculture, tourism and water.

With South Africa being Lesotho's only neighbour, the economies of the two countries are interdependent. South African companies have a significant presence in Lesotho and are involved in various sectors such as housing, food and beverages, construction, retail, hotels and leisure, banking, and medical services.

The Lesotho Highlands Water Project has been in operation for over 20 years and supplies South Africa with about 780 million cubic meters of water a year. When fully operational, Phase 2 of the project will substantially increase the volume of water supplied to South Africa.

President Zuma attended the inauguration of the Prime Minister-elect Mr Pakalitha Mosisili of the Kingdom of Lesotho on 17 March 2015.

In September 2015, Home Affairs Minister Malusi Gigaba announced measures to improve movement between the Kingdom of Lesotho and South Africa. This was after bilateral negotiations between the ministers of home affairs of the two countries and their senior officials in Lesotho, during the official visit of Minister Gigaba from 21 to 22 September.

#### Malawi

South Africa and Malawi share strong historical political, economic and cultural ties and warm relations in the context of regional integration and intra-Africa trade.

#### Mozambique

In May 2015, President Zuma visited Mozambique on a two-day state visit. President Zuma and Mozambique President Filipe Nyusi held successful talks and discussed issues of mutual interest; in particular, bilateral, regional and continental cooperation.

The issue of cooperation was high on the agenda and both presidents agreed to establish a binational commission which will enable continuous monitoring and implementation of decisions taken.

In June 2015, a South African business delegation visited Mozambique to seek trade and investment opportunities. The delegation was participating in an Outward Trade and Investment Mission to Mozambique, organised by the Department of Trade and Industry.

In July 2015, Mozambican delegates took part in a Forestry Trade and Investment mission hosted by the Department of Trade and Industry in Nelspruit, Mpumalanga.

In September 2015 President Zuma returned to Mozambique to unveil the Matola Monument and Interpretative Centre as part of the Heritage

Month programme, and also to pay homage to the sacrifices and contributions made by the Mozambicans towards a free, non-racial and democratic South Africa.

In October 2015, President Zuma welcomed President Nyusi to South Africa and announced the launch of the South Africa-Mozambique BNC.

### Namibia

The economies of South Africa and Namibia are interlinked with South Africa being one of Namibia's major trading partners.

Namibia imports 80% of its consumables from South Africa. South African companies have a large presence in Namibia and are involved in various sectors such as housing, food and beverages, construction, hotels and leisure, banking, and medical services.

South Africa and Namibia enjoy strong and fraternal relations that are characterised by regular and increasing interaction at all levels.

Deputy President Cyril Ramaphosa attended the inauguration of President-elect, Dr Hage Geingob on 21 March 2015 in Windhoek, Namibia. The inauguration ceremony coincided with the 25th Independence Anniversary celebrations of Namibia.

In May 2015, Namibian President Geingob and First Lady Monica Geingos met with President Zuma as part of a working visit to South Africa.

The two leaders were expected to discuss bilateral cooperation between Namibia and South Africa and also to exchange views on regional and international developments.

As part of a working visit, President Zuma attended the official opening ceremony of the Sacu headquarters on 12 November 2015 in Windhoek, Namibia.

### Swaziland

The Kingdom of Swaziland and South Africa share common borders and have very strong common cultural links. Since South Africa's re-entry to the Commonwealth, relations have been conducted at high-commissioner level.

Both countries are members of key sub-regional, regional and international organisations, including the Sacu, the SADC, the AU, the Commonwealth and the UN.

A bilateral agreement between Swaziland and South Africa provides a mechanism for the two countries to cooperate in areas of mutual benefit, ensuring that healthy relations are maintained and further developed.

### Tanzania

South Africa established formal diplomatic relations with Tanzania in 1994, immediately after attaining its freedom. The bilateral relations have been characterised by high-level interaction between the two countries aimed at consolidating and strengthening political, economic and social cooperation. South Africa is one of the top 10 major investors in Tanzania and accounts for approximately 10% of total investment in Tanzania. South African exports are concentrated predominantly in the areas of manufacturing, including machinery, mechanical appliances, paper, rubber products, vehicles, iron and steel, services and technology.

On 31 May 2015, President Zuma, accompanied by Minister Nkoana-Mashabane, participated in the EAC Heads of State Summit in Dar es Salaam, Tanzania. The summit discussed the political and security situation in Burundi.

Tanzanian President and current Chair of the EAC, President Jakaya Kikwete, extended an invitation to President Zuma to participate in the summit as special guest, in recognition of the pivotal role President Zuma had played in the negotiations that succeeded in bringing peace and stability to Burundi following the civil war in that country.

In October 2015, President Zuma hosted President Kikwete as part of a working visit to South Africa.

### Zambia

South Africa and Zambia maintain solid economic cooperation as evidenced by the presence of several South African companies in Zambia. Improved cooperation in a variety of areas such as air services and infrastructural development present economic opportunities to the South African private sector and parastatals.

On 24 February 2015, President Zuma received his counterpart, President Edgar Chagwa Lungu of the Republic of Zambia on a courtesy visit to South Africa, in the latter's capacity a Chairperson of SADC Organ on Politics, Defence and Security. This was the first visit to South Africa by His Excellency President Lungu since his election on 20 January 2015.

### Zimbabwe

South Africa and Zimbabwe have a common and long history of regional affiliation and cultural ties. Zimbabwe is one of South Africa's main trade partners in Africa and several South African companies operate in Zimbabwe in sectors such as mining, tourism, agriculture, banking, manufacturing and retail.

April 2015 marked the first state visit to South Africa by President Robert Mugabe of Zimbabwe since 1994.

South Africa and Zimbabwe elevated bilateral relations with the signing of five agreements set to benefit both countries:

- a BNC Agreement to be led by the two heads of state.
- a Memorandum of Understanding (MoU) on diplomatic consultations, which would establish a mechanism for regular diplomatic talks on issues such as strengthening bilateral relations, security and cooperation in Africa and other issues of mutual interest
- an agreement on cooperation on water resources management, including the establishment of a joint water commission to enhance cooperation in water resources planning, development and management in the spirit of mutual understanding and benefit
- an agreement regarding mutual assistance between customs administrations between the two countries, which would further cooperation towards the establishment of a one-stop border post
- an MoU on trade cooperation.

### Uganda

Relations between South Africa and Uganda date back to the time of the struggle against apartheid when Uganda provided support to and solidarity with the South African liberation movement.

Bilateral cooperation between the countries includes trade and investment, defence and security, agriculture, water and environmental affairs, social development, public works and science and technology.

### Kenya

South Africa and Kenya occupy key roles in their respective regions on the continent. Relations between the two countries were upgraded to full diplomatic status on 12 April 1994.

In June 2015, Deputy President Ramaphosa undertook a working visit to Kenya.

### Ethiopia

Bilateral economic relations with Ethiopia were revived in 1995, when South Africa opened an

South Africa is the sixth-largest Commonwealth country by population, after India, Pakistan, Nigeria, Bangladesh and the UK.

On 9 March 2015, Commonwealth countries celebrated Commonwealth Day under the theme "A Young Commonwealth".

embassy in Addis Ababa. The two countries have a number of bilateral agreements in place that establish a regulatory framework to facilitate political, economic and social interaction such as an agreement on the avoidance of double taxation. The umbrella agreement provides for the establishment of a Joint Ministerial Commission that will meet every two years.

### Indian Ocean islands

South Africa's political, economic and diplomatic relations with the Comoros, Madagascar, Mauritius and Seychelles remain strong.

In October 2015, Deputy Minister Luwellyn Landers concluded a successful visit to the Republic of Madagascar.

### Relations with central Africa

#### Gabon

South Africa and Gabon have a legal framework through a cooperation agreement.

#### Democratic Republic of São Tomé and Príncipe

Diplomatic relations between São Tomé and Príncipe and South Africa were established in May 1994.

#### Republic of the Congo

Since the establishment of formal relations, South Africa and the Republic of Congo have enjoyed cordial bilateral relations that are structured through the South Africa-Congo Joint Commission for Cooperation (JCC) as a mechanism to monitor and guide the implementation of agreements.

#### Equatorial Guinea

In August 2015, the president of the Chamber of Commerce, Forestry and Agriculture of Bioko, Gregorio Boho Camo, accompanied by his deputies, received a South African business delegation on an official visit to Equatorial Guinea.

#### Cameroon

Cameroon is the economic hub of the Central African Region and exports commodities to most countries of the zone. The seaport of Doulla in Cameroon is used to export goods to landlocked countries in the region such as Chad and the Central Africa Republic (CAR). Many South African companies have already seized business opportunities there. Cameroon is a member of the AU, has adopted Nepad programmes and subscribes to the MDGs. In pursuit of South Africa's regional economic

integration and developmental agenda for the continent, Cameroon has been identified as a strategic partner.

### Guinea

President Zuma undertook a working and friendly visit to the Republic of Guinea from 12 to 13 January 2015. During this visit, the two presidents exchanged views on bilateral, regional and international issues of common interest.

At bilateral level, the two heads of state expressed satisfaction at the excellent relations of friendship and cooperation existing between the two countries and reaffirmed their commitment to reinforce and consolidate them by regular holding of the JCC.

### Central African Republic

In April 2014, the AU welcomed the establishment of a UN peacekeeping operation in the CAR.

The UNSC adopted a resolution during the same month authorising the establishment of a nearly 12 000-strong UN peacekeeping operation – the UN Multidimensional Integrated Stabilisation Mission in the CAR – to protect civilians and facilitate humanitarian access in the war-torn country.

The mission took over the responsibilities of the African-led International Support Mission from September 2014. The establishment of the new UN mission would mark a new step in the international community's efforts to assist the CAR overcome the challenges confronting it.

### Burundi

President Zuma took over from President Nelson Mandela in 2000 as the mediator in the Burundi peace talks. Then Deputy President Zuma led the protracted but successful mediation process, which led to a resolution of the Burundi conflict and the ushering of a new government in 2005. The highlights of the mediation process led by President Zuma included a key achievement for the African continent, the deployment of South African peacekeeping troops in Burundi for seven years, 2003 to 2009.

### Rwanda

In March 2014, the South African Government expelled four Rwandan diplomats and one from Burundi for violating their status. Investigations revealed direct links between these diplomats and criminal activities. The action targeted only those who violated the Vienna Convention, Article 41 and South Africa's own Diplomatic Immunities and Privileges Act, 2001. The

The United Kingdom (UK) is the largest source of foreign direct investment into South Africa, worth R772 billion. There are approximately 115 British companies active in South Africa and they have created close to 20 000 jobs in the period January 2008 to April 2014. The UK also remains the largest destination for South African exports in Europe, worth R37,6 billion. Imports from the UK into South Africa are stood at R35.5 billion in 2014. Total trade increased by 13,7% from 2013 to 2014.

Ambassador of Rwanda, the Military Attaché and other functionaries in the Rwanda Diplomatic Mission in Pretoria are in place and functioning normally.

Regrettably, the Rwandan Government reciprocated disproportionately by expelling all South African diplomats except the Ambassador thus making the work of the mission in Rwanda difficult as it cannot discharge its services that South Africans and Rwandans normally receive.

### Relations with North and West Africa and the Horn of Africa

#### Algeria

South Africa and Algeria continue to work hand-in-hand in building a stronger AU and its structures. To this end, regional developments such as the Mali and CAR crises and the general security situation in the Sahel and Maghreb regions also featured prominently in the consultations with President Bouteflika.

In March 2015, the President Abdelaziz Bouteflika of Algeria hosted President Zuma for a three-day state visit.

South Africa and Algeria enjoy excellent bilateral cooperation through the framework of the South Africa-Algeria BNC. President Zuma and President Bouteflika convened the 6th Session of the BNC.

#### Saharawi

Formal diplomatic relations were established at ambassador level in 2004. South Africa continues to render political support and humanitarian assistance to the Saharawi Arab Democratic Republic. Under the African Renaissance Fund, South Africa coordinates several projects that aim to benefit the Saharawi population. These include a contribution to a landmine clearance project in the east of the territory and construction of a sport development complex in the territory.

South Africa's international solidarity and support for the self-determination of Western Sahara is based on the following principles:

- The principles of multilateralism and international legality in seeking a just, lasting and mutually acceptable political solution, which

will provide for the self-determination of the people of Western Sahara.

- The centrality of the AU and UN in the resolution of the conflict.
- The Constitutive Act of the AU, in particular the principle of the sanctity of inherited colonial borders in Africa and the right of peoples of former colonial territories to self-determination and independence.
- Respect of international human rights law in the occupied territories, notable the right to freedom of association, assembly, movement and expression.
- Respect of international humanitarian law and support for the provision of humanitarian assistance to the Saharawi refugees in a way that is predictable, sustainable and timely.
- An end to the illegal exploration and exploitation of the natural resources of Western Sahara in the illegally occupied territory and the discouragement of the involvement of foreign companies in such activities.
- Support for the integration and stability of the Maghreb Union as a building block of the AU.

### **Mauritania**

South Africa made a constructive contribution in Mauritania in support of the implementation of the democratic roadmap undertaken by the military transitional government following the coup d'état of August 2005. These efforts contributed to the restoration of constitutional order and stability in Mauritania leading to South Africa's support for the lifting of the AU suspension of the country on 10 April 2007.

In terms of economic relations, progress has been recorded between the two countries in the areas of fisheries and mining. In addition, the Economic Cooperation Agreement that was ready for signature would facilitate the opening of trade and investment opportunities for the two countries.

Minister Nkoana-Mashabane undertook a working visit to Mauritania in August 2015.

During the visit, Minister Nkoana-Mashabane met with President Mohamed Ould Abdel Aziz as well as Mr Yahya Ould Hademine, Prime Minister of Mauritania and Ms Khadijetou M'Bareck Fall, Minister-delegate for African and Maghreb Affairs at the Ministry of Foreign Affairs and Cooperation.

The ministers discussed the status of bilateral relations between South Africa and Mauritania and conducted the signing of agreement on the establishment of a JCC, as well as an MoU on regular bilateral consultations.

### **Niger**

Following her visit to Mauritania, Minister Nkoana-Mashabane undertook a working visit to the Republic of Niger at the end of August 2015.

She met with Minister of Foreign Affairs, International Cooperation, African Integration and Nigeriens Living Abroad of the Republic of Niger, Ms Aïchatou Boulama Kane. The two ministers evaluated progress made in bilateral cooperation between the two countries and discussed various multilateral and regional issues of mutual interest.

Minister Nkoana-Mashabane also paid a courtesy call on the Prime Minister of Niger, Mr Brigi Rafini, during her visit.

It is expected that the 2nd Session of the JCC will be hosted by Niger during the course of 2016.

### **Egypt**

South Africa and Egypt have created a political environment that is conducive to business.

In April 2015, President Zuma arrived in Cairo, Egypt, for a working visit to further strengthen and consolidate the strategic bilateral relations between the two countries and to reaffirm South Africa's commitment through the convening of the 9th Session of the JBC.

During June 2015, Trade and Industry Minister Rob Davies, led the South African delegation at the 3rd Summit of the Tripartite in Sharm el-Sheikh. The summit launched the COMESA-EAC-SADC Tripartite FTA on 10 June 2015.

### **Libya**

In January 2016, President Zuma received a delegation from the National Salvation Government of Libya, led by its Prime Minister, Mr Khalifa Ghwill. The meeting took place following a request of Prime Minister Ghwill to brief President Zuma on the latest developments in Libya in light of the signing of the agreement to establish a government of national accord, negotiated under the auspices of the UN.

### **Côte d'Ivoire**

South Africa is committed to working with the government of Côte d'Ivoire in its quest for national unity and reconciliation.

### **South Sudan**

South Sudan and South Africa upgraded the missions in their respective capitals to fully fledged embassies. By January 2014, South Africa had trained more than 1 600 government officials from South Sudan as part of a capacity-building programme within the context of the AU



PCRD initiative.

Various engagements with senior Sudanese and South Sudanese officials to discuss the negotiation process illustrated South Africa's ongoing support to the AU negotiations between Sudan and South Sudan over post-independence issues.

In January 2014, the South African Government welcomed the signing of Agreements on the Cessation of Hostilities and the Status of Detainees, under the auspices of the Intergovernmental Authority on Development, by the Government of the Republic of South Sudan and the Sudan People's Liberation Movement/Army. South Africa views the signing of the agreements as key developments in resolving the political differences in South Sudan and crucial moves to bring the country back onto the road to development and stability.

Deputy President Ramaphosa undertook a working visit to South Sudan in June 2015, during which he hailed steps taken to reunite the ruling party Sudanese Peoples Liberation Movement (SPLM) South Sudan and to end the war in this country.

Deputy President Ramaphosa returned to South Sudan in January 2016, where he represented President Zuma at the Conference of the South Sudanese Liberation Movement.

During October 2015, South Sudanese President Salva Kiir undertook an extended official visit to South Africa for bilateral talks with President Zuma. According to presidential spokesperson, Ateny Wek Ateny, President Kiir visited South Africa to brief the President Zuma on the progress made in the implementation of the peace agreement and reunification of the three factions of the ruling SPLM, which split into three separate groups in 2013 after internal debates about democratic reforms turned violent.

### Sudan

President Zuma undertook a working and friendly visit to the Republic of the Sudan at the end of January 2015. This visit was within the framework of the consolidation of solidarity, friendship and brotherly cooperation which has always existed between the Sudan and South Africa.

During this visit, the two presidents exchanged views on bilateral, regional and international issues of common interest.

### Somalia

In January 2013, South Africa pledged its support for Somalia's new government and the

2015 was designated as the "Year of China in South Africa". The "Year of South Africa in China" coincided with South Africa's celebration of 20 years of freedom and democracy.

country on its road towards a prosperous and stable democracy.

### Nigeria

Nigeria is considered one of South Africa's most important partners in pursuing the vision of African renewal. As two of the strongest economies in Africa, cooperation between the two countries is pivotal to the growth of the continent.

In May 2015, President Zuma attended the inauguration of the President-Elect, General Muhammadu Buhari in Abuja.

In October 2015, Nigerian Vice President, Prof. Yemi Osinbajo, visited South Africa, where he met with President Zuma and Deputy President Ramaphosa to discuss issues of common interests to both Nigeria and South Africa.

In December 2015, President Buhari led a delegation to Johannesburg, South Africa, for the China-Africa Forum.

In March 2016, President Zuma undertook a two-day state visit to Nigeria. The visit's aim was to strengthen the existing bilateral political, economic and social ties between the two countries.

### Ghana

South Africa and Ghana established formal diplomatic relations on 25 May 1994.

In August 2015, the Deputy Minister of Trade and Industry, Mr Mzwandile Masina led a delegation of South African businesspeople for the Outward Selling and Investment Mission taking place in Accra, Ghana.

The objective of the mission was to create market access of South African value-added products and services into Africa and also to increase trade and investment, as well as to strengthen bilateral relations between South Africa and Ghana.

### Burkina Faso

South Africa and Burkina Faso are working on a draft MoU on economic and technical cooperation, and a draft agreement between the Chamber of Commerce and Industry of Burkina Faso and Business Unity South Africa.

### Cape Verde

Bilateral discussions on a General Cooperation Agreement, led to the signing of a JCC, early in 2013.

### Senegal

South Africa and Senegal continue to play an important role in promoting peace and stability through participating in peacekeeping operations in their regions.

### Tunisia

The South African Embassy in Tunisia was officially opened in 1994. South Africa and Tunisia enjoy a very healthy and mutually beneficial political and economic relationship.

### Relations with Asia and the Middle East The People's Republic of China

This year marks the 18th anniversary of the establishment of diplomatic relations between the South Africa and the People's Republic of China.

South Africa is China's largest trading partner in Africa and the bilateral trade volume accounts for more than a quarter of China-Africa trade.

As per to the Beijing Declaration, China and South Africa will work together to improve the structure of bilateral trade by encouraging the trade of high value-added manufactured goods and increasing China's investment in South Africa. The two sides will continue to deepen their cooperation in infrastructure development, including the construction of roads, railways, ports, power plants, airports and housing.

South Africa-China bilateral relations have enjoyed phenomenal progress in the space of 16 years and have grown from a partnership to a strategic partnership and subsequently to a comprehensive strategic partnership. South Africa and China have committed to building, developing and strengthening relations based on shared principles of friendship and mutual trust; equality and mutual benefit; coordination; mutual learning; and working together for development.

The objectives of the Joint Working Group on Cooperation are to:

- achieve a more equitable trade balance
- encourage trade in manufactured value-added products
- increase inward-bound trade and investment missions
- finalise the working group on trade statistics
- increase investment in South Africa's manufacturing industry
- promote value-adding and beneficiation activities in close proximity to the source of raw materials
- cooperate and provide mutually beneficial technical support in the areas of the green economy, skills development and industrial financing

- pursue opportunities to cooperate in infrastructure construction projects such as roads, railways, ports, power generation, airports and housing.

The overall aim of South Africa's approach was to use this mechanism to address inequality, poverty and unemployment, through enhancing bilateral economic relations.

South Africa has taken over co-chairmanship of the Forum on China-Africa Cooperation (FOCAC) from Egypt, on behalf of Africa, for two more years, ending in 2018. The forum is one of the most strategic partnerships between Africa and its development partners.

The Minister of Tourism, Mr Derek Hanekom, visited China to engage with the country's travel and tourism business leaders as part of SA Tourism's roadshow in the country in April 2015. The visit to China was followed by a roadshow to India.

Minister Nkoana-Mashabane hosted her counterpart, Mr Wang Yi, the Minister of Foreign Affairs of the People's Republic of China, for bilateral consultations in Pretoria in April 2015.

The consultations focused on the implementation of the 5 – 10 Year Strategic Framework on Cooperation signed in 2014 and preparations for the upcoming FOCAC event.

On 3 September 2015, President Zuma participated in a commemorative event in Beijing to mark the 70th anniversary of the end of the occupation of China and World War II during a working visit to China.

The President was accompanied by Minister Nkoana-Mashabane and Ms Thembisile Majola-Embalo, Deputy Minister of Energy.

In October 2015, Minister Nkoana-Mashabane also hosted Mr Yang Jiechi, State Councillor of the People's Republic of China, for bilateral consultations. State Councillor Yang was on an official visit to South Africa to discuss preparations for the upcoming 2nd Summit of the FOCAC.

The Johannesburg Summit and the 6th Ministerial Conference of the FOCAC was held in Johannesburg from 3 to 5 December 2015. Heads of State and government, heads of delegation, the chairperson of the AUC and ministers of foreign affairs and ministers in charge of economic cooperation from China and 50 African countries attended the Summit and Ministerial Conference, respectively.

The establishment of the BRICS Development Bank in 2014 to be headquartered in Shanghai and the decision to locate its African Regional Centre in South Africa not only raised the level of cooperation between China and South Africa

in addressing global challenges, but it was another clear indicator of South Africa's growing significance in driving the African Agenda.

China regards South Africa as a key partner in advancing its relations with Africa. While the two countries are strikingly different in their cultural, political and socio-economic orientation, they are very close in the positions they take on key issues affecting mankind. Both appreciate the importance of strengthening cooperation based on respect for each other's core values and interests.

### Mongolia

South Africa and Mongolia could work together to meet that country's international commitments on climate change.

Mongolia's vast coal reserves offer an opportunity for collaboration on clean coal technologies. South Africa's coal-to-liquid technology would mitigate and possibly reduce the country's contribution to greenhouse gases.

### East Asia

#### Japan

In 2015, Japan and South Africa celebrated 105 years of official relations. Japan is South Africa's third-largest trading partner with the two countries cooperating in various fields such as training and skills development.

The Tokyo International Conference on African Development is a strategic partnership between Africa and Japan that was launched in 1993, with a view to serve as a consultative forum for development assistance to Africa.

In August 2015, Deputy President Ramaphosa visited Japan. The three-day working visit was aimed at promoting South Africa as a preferred investment destination and reassuring Japanese investors that South Africa was open for business.

The delegation included several Cabinet ministers, deputy ministers, senior government officials and the CEOs of South African companies.

In February 2016, Deputy President Ramaphosa met with the Japan business federation, Keidanren, in Cape Town. Keidanren (abbreviation of Keizai Dantai Rengōkai or the Federation of Economic Organisations in English) is Japan's most influential business federation, representing the top Japanese multinational companies with the highest volumes of global business.

The meeting explored how investment and trade between South Africa and Japan can contribute to key objectives such as job

Since the establishment of formal diplomatic relations in December 1993, a solid bilateral relationship has developed between South Africa and Vietnam, reflected among others, in the 13 bilateral legal instruments concluded between them.

According to official South African trade statistics, total trade between South Africa and Vietnam is growing year-on-year and amounted to R13,4 billion in 2014 (up from R11,2 billion in 2013) out of a total of just under R107 billion with the ten member states of the Association of South East Asian Nations (ASEAN).

creation, industrial development, human resource development and innovation as part of implementing South Africa's NDP.

### Republic of Korea (ROK)

Formal diplomatic relations between South Africa and the ROK were established in December 1992. Increasingly the focus of the bilateral relationship is on economic and business links.

The ROK is South Africa's fourth-largest trading partner in Asia, while South Africa is the ROK's largest trading partner in Africa. Trade between the two countries encompasses a wide variety of products ranging from minerals to sophisticated high-technology electric products.

### Democratic People's Republic of Korea (DPRK)

South Africa established diplomatic relations with the DPRK in August 1998. The two countries enjoy cordial relations, which date back due to the historic support that the DPRK provided during the struggle against colonialism and apartheid. The South African ambassador to China is also accredited to the DPRK's capital, Pyongyang.

Economic relations between the two countries remain limited owing to the sanctions imposed by the UNSC because of the DPRK's nuclear programme, which affects the ongoing tension in the Korean Peninsula.

### Central Asia

There is no South African representation in Uzbekistan, Tajikistan, Turkmenistan, and Kyrgyzstan, but the South African ambassador in Turkey is accredited to these countries on a non-resident basis.

### Kazakhstan

Kazakhstan and South Africa established diplomatic relations in March 1992. The South African Embassy in Kazakhstan was opened in December 2003 in Almaty, and relocated to Astana in February 2008.

South Africa and Kazakhstan have substantial

economic interests, which overlap in several important areas such as trade, the production and collaborative marketing of strategic minerals, technology exchange, machine production, as well as oil procurement for South Africa.

### Azerbaijan

Diplomatic relations between South Africa and Azerbaijan were established in 1991.

The South African Embassy in Ankara, Turkey, is accredited on a non-residential basis to Azerbaijan. Azerbaijan opened a new embassy in South Africa in January 2012.

### Turkey

South Africa's major exports to Turkey comprise mineral products, base metals, machinery and mechanical appliances, electrical equipment, chemical and allied products, vehicles, aircraft, iron and steel, organic chemicals, ores, slag and ash.

The Deputy Minister of Small Business Development, Ms Elizabeth Thabethe, led a business delegation of about 35 businesspeople to Turkey in July 2015.

The Outward Trade and Investment mission sought to encourage local manufactures to explore exports opportunities and create jobs locally whilst attracting investments into the country.

### South Asia

South Africa's economic strategy is strongly focused on deepening trade and investment linkages with the south, particularly with countries that offer potential for future growth and where synergies and complementarities in products and technologies exist.

In South Asia, South Africa enjoys cordial relations with India, Pakistan, Sri Lanka, Bangladesh, Nepal, Afghanistan and the Maldives.

### India

South Africa and India enjoy strong historical relations that have been formalised through various bilateral and multilateral mechanisms. The two countries share membership of multilateral groupings such as BRICS, IBSA and the G20.

Minister Nkoana-Mashabane hosted and co-chaired with the Indian Minister of External Affairs and Overseas Indian Affairs, Ms Sushma Swaraj, the ministerial engagement of the 9th session of the South Africa-India JMC in Durban in May 2015. The ministerial engagement follows the meetings of the sub-committees from March

to May 2015.

President Zuma attended the third India-Africa Summit Forum which took place in New Delhi in October 2015. The Delhi Declaration and the India-Africa Framework for the Strategic Cooperation was adopted by 41 heads of state and government from the African continent and others who attended the Third India-Africa Forum Summit.

These outcome documents cover areas such as economic development; trade and industry; agriculture; energy; the blue/ocean economy; infrastructure; education and skills development; health; and peace and security.

The value of trade conducted in 2015 between India and South Africa was worth R94 billion.

### Pakistan

Pakistan and South Africa enjoy cordial, bilateral relations.

South Africa views Pakistan as an important role-player in the international arena and South Africa welcomes the strengthening of democracy in Pakistan. South Africa has identified additional avenues of cooperation regarding law enforcement issues, an Extradition Treaty, an Agreement on Mutual Legal Assistance in Criminal Matters, an MoU on Cooperation in Combating the Illicit Trafficking in Narcotics, Drugs, Psychotropic Substances and Precursor Chemicals.

### Sri Lanka

Bilateral trade between Sri Lanka and South Africa has seen a steady increase in growth in both exports and imports.

In February 2015, Deputy Minister Mfeketo visited Sri Lanka, where representatives of the two countries signed agreements on tourism cooperation and cooperation between the South African and Sri Lankan Zoological Gardens.

At the same time, the Fifth Partnership Forum between South Africa and Sri Lanka took place in Colombo.

The visit was followed up with Deputy Minister Mfeketo's series of meetings with representatives of International Tamil Diaspora organisations from Sri Lanka, held in May 2015 in London, United Kingdom.

### Bangladesh and Nepal

Deputy Minister Mfeketo paid a working visit to Bangladesh and Nepal in August 2015. It was the first ever visit by a South African Deputy Minister of International Relations and Cooperation to both countries since the establishment of diplomatic relations in 1994.

The Third Senior Officials Meeting between South Africa and Bangladesh took place on 19 August 2015 in Dhaka. This event was co-chaired by the Deputy Director-General for Asia and Middle East, Dr Anil Sooklal together with his Bangladeshi counterpart.

The visits to Bangladesh and Nepal highlighted the importance that South Africa holds in further developing and consolidating bilateral and multilateral relations with both countries.

Both Bangladesh and Nepal have significant multilateral profiles, being major troop contributors to UN peacekeeping operations. Nepal is host to the Secretariat for the South Asian Association for Regional Cooperation and Bangladesh hosts the permanent secretariat of the Bay of Bengal Initiative for Multi-Sectoral Technical and Economic Cooperation.

Bangladesh has the potential of becoming a significant trading partner for South Africa. Bilateral trade and economic relations between South Africa and Bangladesh have sharply increased in recent years. In 2014, South African exports to Bangladesh almost doubled over the figure of 2013 to reach R852 million. Bangladesh imports into South Africa reached a new high of R745 million in 2014.

The visit to Nepal underscored the continued commitment of the South African Government towards supporting their internal reconciliation and nation-building endeavours. In Nepal, a courtesy call on the Minister of Foreign Affairs was foreseen as well as interaction with the Nepal Truth and Reconciliation Commission, the Constituent Assembly, the Secretariat of the South Asian Association for Regional Cooperation and the Nepalese Chamber of Commerce and Industry.

### South-East Asia

Strengthening South-South relations remains an important pillar of South African's foreign policy, especially in Asia, a region that has surpassed the EU as the country's biggest trading partner.

#### Thailand

During the past two decades, Thailand has become South Africa's biggest trading partner in Southeast Asia and South Africa has become Thailand's biggest trading partner on the continent.

Thailand is also the second most important destination for South African tourists.

#### Malaysia

Malaysia remains the largest investor in South Africa from the Southeast Asian region.

Since 1994, Malaysia has assisted more than 300 South Africans in their studies that range from short courses to full scholarships for degrees in engineering and information technology.

A number of South African universities have signed MoUs with their Malaysian counterparts.

In August 2015, Deputy Minister of Tourism Tokozile Xasa visited Malaysia for a series of tourism roadshows.

Malaysia is the fourth largest new investor into the African continent.

#### Singapore and Indonesia

In April 2015, Deputy President Ramaphosa attended the Africa-Asia Summit and the commemoration of the historic summit in Bandung, Indonesia in 1955, which brought together Africa and Asia to push forward the struggle for liberation and self-determination.

#### Vietnam

Over the past 20 years, the relationship between South Africa and Vietnam has grown into a multifaceted relationship with growing cooperation in many fields, rapid growth in people-to-people links and strong state-to-state and government-to-government relations, which includes cooperation at many levels – bilateral, as well as multilateral.

Political relations with Vietnam are strong, with a substantial exchange of high-level visits between the two countries over the past few years.

The protection of South Africa's wildlife, particularly the rhino, has been high on the agenda of discussions with Vietnam.

Regarding cooperation in the field of wildlife protection, the two countries shared concerns about the illegal trade in protected wildlife species and products, especially rhino, and agreed to work together to put an end to this issue.

In June 2015, Deputy Minister Mfeketo led a South African government delegation to Vietnam, where she co-chaired the 3rd meeting of the South Africa-Vietnam Partnership Forum in Hanoi with her Vietnamese counterpart, Mr Vu Hong Nam.

Deputy President Ramaphosa hosted Mr Hoang Trung Hai, Deputy Prime Minister of Vietnam in Cape Town on an official visit to South Africa in August 2015.

During his visit, Deputy Prime Minister Hoang paid a courtesy call on President Zuma and held discussions with Deputy President Ramaphosa to discuss bilateral and multilateral cooperation issues of mutual interest.



In August 2015, the Minister of Science and Technology, Ms Naledi Pandor, signed the first MoU on science, technology and innovation with Vietnam in Pretoria. The Vietnamese Deputy Minister of Science and Technology, Mr Tran Quoc Khanh, signed the MoU on behalf of Vietnam.

The MoU paves the way for a bilateral agreement on cooperation in science, technology and innovation between the two countries.

#### **Brunei-Darussalam, Cambodia, Lao PDR, and Timor-Leste**

South Africa's political relations with Brunei-Darussalam, Cambodia, Lao PDR and Timor-Leste are cordial and friendly.

#### **Myanmar**

Like the rest of the international community, South Africa has welcomed the political reform process underway in Myanmar and has supported all efforts aimed at opening up the political space for participation by all the people of Myanmar through the political parties of their choice.

#### **Philippines**

The South African government established formal diplomatic relations with the Philippines in November 1993. The Philippine Embassy in Pretoria was established in June 1994. South Africa, in turn, established an embassy in Manila in December 2004.

Relations between South Africa and the Philippines are strong both at bilateral and multilateral levels. Both countries are influential in organisations of the south, including the NAM and the G77+China.

On the economic front, both countries have undertaken efforts to enhance bilateral trade and commercial relations.

In May 2015, the Department of Trade and Industry led a number of business delegates on an Outward Selling and Investment Mission to Vietnam and the Philippines. Delegates included manufacturers and exporters in the agro-processing, chemicals, mining or minerals and capital equipment sectors.

#### **Australasia and the Pacific islands**

##### **Australia**

South Africa and Australia have a history of productive cooperation across a range of sectors and issues, including fisheries protection, mining, law enforcement, sport, tourism, education and training in fields such as ICT, public administration, mining and resources

management, defence relations and customs cooperation.

Australia is the sixth-largest export destination for South African goods. The majority of exports from South Africa to Australia are finished goods. Exports of high-quality passenger motor vehicles head the list.

With its renewed focus on Africa, Australia has committed to work together with the African continent to address development challenges in such areas as human resource development, mining and resources management and infrastructure development.

South Africa and Australia work closely together for the benefit of third countries such as Zimbabwe in the areas of sanitation and revenue collection.

South Africa and Australia also work closely together at multilateral level in organisations and institutions such as the Commonwealth, the UN and the Cairns Group particularly on issues that affect African.

##### **New Zealand**

At bilateral level, South Africa and New Zealand enjoy close cooperation in business, tourism, agriculture, disarmament, fisheries, environmental protection, indigenous people and human rights issues.

In sport, South Africa and New Zealand have strong ties – especially in rugby and cricket, but in recent years also soccer.

The two countries enjoy productive cooperation at multilateral level. Both countries are members of the Valdivia Group (Group of Temperate Southern Hemisphere Countries on Environment), which aims to promote the Southern Hemisphere's views in international environmental meetings and enhance scientific cooperation.

The two countries also enjoy a close working relationship within the context of the Antarctic Treaty and Southern Indian Ocean Fisheries Agreement, and interact regularly within the context of the World Trade Organisation and the Cairns Group.

In January, President Zuma held a bilateral meeting with the Prime Minister of New Zealand, Mr John Key, at the margins of the World Economic Forum (WEF) annual meeting in Davos-Klosters, Switzerland.

The two leaders discussed a range of issues of common interest between South Africa including the need to strengthen economic relations and trade.

President Zuma congratulated the Prime Minister on New Zealand's election to the UNSC

and said that South Africa looked forward to working with New Zealand on peace and security as well as other issues.

### Relations with the Middle East

South Africa's relationship with the Arab States remains cordial, with ongoing engagements at various political and economic levels that are anchored by the strategic objective of strengthening South-South relations.

#### United Arab Emirates (UAE)

South Africa is committed to maintaining cordial diplomatic and trade relations with the UAE. South African companies have made a major contribution to the development of the UAE economy, with over 200 of them having representative offices in the UAE.

The potential for greater interaction between the two countries is enhanced through the 56 weekly flights between South Africa and the UAE. South Africa and the UAE have signed five bilateral agreements, which provide the framework for cooperation.

At the end of August 2015, Minister Nkoana-Mashabane concluded a successful visit to the UAE, where she led a government delegation at the inaugural South Africa-United Arab Emirates JCC.

President Zuma led a high-level delegation on a working visit to the UAE on 28 March 2016.

#### Iran

South Africa and Iran have established a Joint Bilateral Commission (JBC) to allow for a high-level review of existing bilateral relations and to consider ways in which these could be expanded.

The JBC, chaired by South Africa's Minister of International Relations and Cooperation and Iran's Minister of Economic Affairs and Finance, meets alternatively in South Africa and Iran biannually. The JBC is regarded as one of South Africa's most successful and longest-running bilateral mechanisms. Several South African companies are involved in major projects in Iran.

South Africa maintains a friendly relationship with Iran, even though the international sanctions imposed against the Islamic Republic have made trade increasingly difficult.

In May 2015, Minister Nkoana-Mashabane, along with a South African delegation, undertook a visit to Iran for the 12th Meeting of the JCC between the countries.

Deputy Minister Mfeketo led a high-level delegation to Iran on a working visit in August 2015. She was accompanied by the deputy

ministers of Trade and Industry and Energy, as well as senior officials from Trade and Industry, Energy, Agriculture, Forestry and Fisheries and National Treasury.

In November 2015, Deputy President Ramaphosa concluded an official visit to Iran.

#### Saudi Arabia

Diplomatic relations between South Africa and Saudi Arabia were formalised during a visit by former President Nelson Mandela in November 1994. Two missions were established in the kingdom during March of 1995: an embassy with a chargé d'affaires in the capital Riyadh and a consulate-general in the commercial capital of Jeddah.

The consulate-general is responsible for looking after the needs of South African pilgrims performing Hajj and Umrah duties in the holy cities of Makkah al Mukarramah and Medina al Munawarra.

Saudi Arabia is a fellow G20 member and remains South Africa's largest supplier of crude oil.

South Africa and Saudi Arabia's economic and political relations received a significant boost following a successful state visit by President Zuma in March 2015.

President Zuma met with Saudi King Salman bin Abdul Aziz and he was given the First Order, the highest award the King bestows on a foreign national.

On 27 March 2016, President Zuma again led a high-level delegation on a state visit to Saudi Arabia.

Bilateral relations between the two countries are managed through the Joint Economic Commission, which held its 7th session in March 2016 in Cape Town.

#### Qatar

Diplomatic relations between South Africa and the State of Qatar were established in 1994, strengthened by official visits to Qatar by former presidents Nelson Mandela and Thabo Mbeki, as well as by visits of several cabinet ministers.

In terms of trade relations, Qatar has traditionally enjoyed a healthy trade surplus, primarily owing to its export of crude oil and petrochemicals to South Africa.

In May 2016, President Zuma undertook a state visit to Qatar to strengthen and elevate bilateral relations between the countries.

The President met with the Emir of the State of Qatar, Sheikh Tamim Bin Hamad Al-Thani, for bilateral talks on trade and economic relations between the two countries and critical aspects

related to global and regional security and stability.

He also paid a courtesy call on Father Emir of the State of Qatar, Sheikh Hamad bin Khalifa Al-Thani.

South Africa's political and economic relations with Qatar have grown significantly over recent years and have become more diverse.

Trade between the two countries has increased from R4 billion in 2012 to R7 billion in 2015.

### Kuwait

Kuwait has become an increasingly important market for South African exports and several Kuwaiti companies have made major multimillion-rand investments in the construction and development of hotels and real estate in South Africa, as well as investments on the Johannesburg Stock Exchange.

In November 2015, the Department of Trade and Industry led a delegation of business-people on an Outward Trade and Investment Mission to Kuwait and Qatar. The business-people represented companies that operate in agro-processing, chemicals, metals fabrication and built environment.

### Iraq

In March 2016, ACCORD (The African Centre for the Constructive Resolution of Disputes) hosted a high level delegation of visiting parliamentarians from Iraq who were on a study tour of South Africa. The tour was arranged by the UN Assistance Mission for Iraq and the Institute of Justice and Reconciliation, which is based in Cape Town. The tour included meetings in Cape Town, Durban and Gauteng. The South African Foreign Ministry supported and facilitated the visit.

### Yemen

Relations between South Africa and Yemen are cordial, and the two countries share membership of the IORA and the NAM.

### Arab-Israel peace process

South Africa supports peace between Israel and the Arab world, which must involve an end to the illegal occupation by Israel of Arab land, namely in Palestine, Syria and Lebanon, which has led to conflict and violence between the peoples of the region over the last six decades.

South Africa does not have a policy aimed at boycotting Israel, but discourages people from visiting Israel because of the country's continued occupation of Palestinian land.

South Africa remains committed to the

South Africa and the UAE enjoy strong bond of friendship and strategic bilateral relations characterised by the exchange of several high level visits, a high level of trade and economic interaction, multiple daily flights between the UAE and three South African cities and a large South African expatriate community in the UAE.

Total trade between the two countries increased from R13 billion in 2011 to R27 billion in 2015. By 2015, a total of 14 foreign direct investment (FDI) projects from the UAE were recorded representing almost R3 billion. Between January 2003 and June 2015, a total of 27 FDI projects from South Africa to UAE were recorded, representing a total capital investment of R5,06 billion ranging from construction, financial, IT services, hospitality and retail.

aspirations of the Palestinian people in their struggle to achieve freedom and independence.

The South African Government continues to play a role on its own, through the AU and with other partners internationally to advance peaceful negotiations between the Palestinians and Israelis aimed at encouraging both sides to partake in direct talks that will lead to a permanent resolution of that conflict.

South Africa maintains an embassy in Tel Aviv, Israel and a representative office in Ramallah, Palestine while both the Palestinians and Israelis have embassies in Pretoria. It is through these channels that South Africa interacts directly with the two parties in conflict.

Furthermore, President Zuma appointed Former Minister, Dr Zola Skweyiya and former Deputy Minister, Aziz Pahad as his Special Envoys to the Middle East Peace Process. The Envoys have visited Palestine and Israel including other neighbouring countries in the region to exchange views on a possible way forward. The envoys have also been meeting with different Embassies accredited to South Africa and different interest groups in pursuance of their mandate.

South Africa continues to promote the peaceful resolution of the Middle East conflict in SADC, the AU, the Non-Aligned Movement, the UN and other international forums, including BRICS.

### Palestine

South Africa and Palestine have enjoyed warm relations since the inception of democracy, and the establishment of official diplomatic relations between a democratic South Africa and Palestine in 1995.

Bilateral relations between Palestine and South Africa are facilitated through a JCC that was established in 1995. Progress in establishing bilateral cooperation agreements proceeded apace, resulting in the signing of nine bilateral cooperation agreements and during

President Abbas' State Visit, three agreements were signed, namely:

- an agreement for the establishment of a JCC
- an MoU on Political Consultations
- an agreement on Higher Education and Training.

In addition, South Africa supports international efforts aimed at the establishment of a viable Palestinian State, existing side by side in peace with Israel within internationally recognised borders, based on those existing on 4 June 1967, with East Jerusalem as its capital.

## Syria

Deputy Minister Mfeketo met with Dr Fayssal al Mekdad, Vice Minister of Foreign Affairs and Expatriates for the Syrian Arab Republic for bilateral consultations in Cape Town in August 2015.

The discussions focused on bilateral relations and the renewing of the Protocol on Cooperation between South Africa and Syria for another five years. Diplomatic relations between Syria and South Africa were established in June 1994. Both countries maintain resident diplomatic missions in each other's country.

## Relations with the Americas

### United States of America

Formal relations between South Africa and the USA go back as far as 1789, when the USA opened a consulate in Cape Town. South Africa continues to place a high premium on high-level political exchanges.

The USA is a major economic partner for South Africa and continues to feature high on the list of trade and investment partners. There are about 600 companies from the USA trading in South Africa, which provide over 120 000 local jobs. These companies contribute about 30% of all corporate social investment for corporate social projects.

The USA is South Africa's third-largest trading partner and 98% of South Africa's exports enter the USA market duty-free and quota-free under the current dispensation of Agoa and the Generalised System of Preferences.

While the USA is a significant market for South Africa, South Africa is the USA's biggest market in Africa. South Africa is also an important investor in the USA, with the announcement of an investment by Sasol in Louisiana, which could prove to be one of the biggest investments in the history of the USA.

The USA is an important supporter of South Africa's domestic priorities and has made an effort to align its assistance programmes and

projects with these. The USA is a major source of official development assistance (ODA) to South Africa, contributing approximately US\$541 million in ODA per year. The major area of focus is health and AIDS in particular. Under the USA President's Emergency Plan for AIDS Relief (Pepfar), South Africa is the 15th largest recipient of foreign aid from the USA.

South Africa has been very successful in using Pepfar funding to address HIV and AIDS.

The USA will reduce its annual assistance from US\$484 to US\$250 by year 2017. The transition plan has a five-year timeline.

The USA regards South Africa as a global model because it is the first country to go from a development assistance-led effort to a country-led approach. Both countries committed that there would be no interruption of treatment and care services during the transition of direct service provision to the South African Government. The USA understands the importance of the African Agenda to South Africa, particularly regional economic integration, which is the cornerstone of continental integration. Initiatives such as USA trilateral cooperation between the USA and the SADC region and the rest of the continent in the area of food security have been pivotal to this relationship.

## Canada

Canada has a long-standing and wide-ranging track record of constructive engagement, at bilateral and multilateral levels, in Africa, ranging from peacekeeping and development aid to foreign direct investment (FDI).

About two thirds of South African exports to Canada relate to minerals and mining equipment, with agricultural and chemical products making up the rest. Canada views South Africa as a gateway into the SADC and the rest of Africa.

Canada's involvement in South Africa focuses on strengthening service delivery, HIV and AIDS and rural development.

In 2014, it was announced that the Canadian trade finance agency Export Development Canada would open its first African office in Johannesburg in 2015.

Canada chose Johannesburg as the location for its first Export Development Canada (ECD) office because of the city's economic position as the financial gateway to southern Africa. The ECD, through its Johannesburg-based team, would focus on connecting more Canadian businesses, particularly small and medium-sized enterprises (SMEs), to the growing supply chains within intra-African trade. South Africa is Canada's most important commercial and

political partner in Africa and is the only country in Africa – and one of only 20 around the world – to be identified by the Canadian government's recent Global Markets Action Plan as an emerging market with broad Canadian interests. On-the-ground support in southern Africa would help Canadian SMEs to boost their exports and create jobs and opportunities at home.

### Mexico

Bilateral relations between South Africa and Mexico are good and the two countries work closely together in multilateral forums on issues such as South-South cooperation and nuclear disarmament. South Africa is Mexico's biggest trading partner in Africa.

### Latin America and the Caribbean

South Africa's bilateral relations with Latin America and the Caribbean continue to advance the development agenda of the South, and strengthen cooperation among developing countries through active participation in groupings of the south at regional, inter-regional and multilateral levels. In this regard, the need to build stronger and balanced relationships with Latin American and Caribbean countries is of particular importance. South Africa has observer status in Caribbean Community and Common Market (Caricom) and acts as the region's voice in the G20.

In June 2015, Deputy Minister Landers engaged with the heads of mission (ambassadors, high commissioners and/or their representatives) of the Latin America and Caribbean Group (GRULAC) accredited to South Africa in a Discussion Forum. The discussions focused on opportunities for South Africa in Latin America and explored ways to expand relations between South Africa and GRULAC.

### Latin America

The developing countries in Latin America continue to play an important role in international political bodies and formations such as the NAM, the G20 (Brazil and Mexico), BRICS (Brazil), IBSA (Brazil) and the UN. South Africa's business sector has extensive interests in the region, including SAB Miller, AngloGold Ashanti, Naspers, Denel, Sasol, PetroSA.

These relate to exports of capital equipment, intermediary goods and investments as well as a growing presence of South African companies in the service sector.

### Brazil

The presidents of South Africa and Brazil meet regularly to discuss issues of mutual interest.

South Africa maintains the view that the Rio+20 Conference, which took place in Brazil, helped to ensure the issue of sustainable development remained a top priority on the agenda of the UN and the international community.

### Argentina

Argentina is South Africa's third largest trading partner in the Latin American and Caribbean region after Brazil and Mexico. Regular ministerial meetings ensure continuous improvement in bilateral ties.

### The Caribbean

South Africa enjoys cordial relations with the countries of the Caribbean. The majority of inhabitants of the Caribbean are of African descent and have strong historical and cultural links to the continent.

South Africa's endeavour in conjunction with the AU and Caricom to strengthen cooperation between Africa and the African Diaspora in the Caribbean has given added impetus to bilateral and multilateral relations.

South Africa attaches importance to strengthening its relations with the Caribbean and developing common positions on global issues such as access to the markets of the industrial north, reform of international institutions and promoting the development agenda and protection of small island states.

Deputy Minister Landers undertook a high-level official visit to five Caribbean states in June 2015.

The visit underscored the cordial relations South Africa enjoys with the governments and people of Guyana, Jamaica, Suriname, Trinidad and Tobago, and Haiti.

The visit aimed to promote and sustain linkages between South Africa and the Caribbean in the important areas of trade and investment, science and technology, travel and tourism, communication and transportation infrastructure, energy, information and communication technology and cultural industries.

During the visit, high-level meetings were scheduled with senior members of government, business, academia and the youth. MoUs on Political Consultations were signed in Guyana and Suriname.

In September 2015, Minister Nkoana-Mashabane undertook a working visit to Jamaica, where she addressed the International Women's Forum on 20 September 2015, under the theme: "Phenomenal Women".

Minister Nkoana-Mashabane also held bilateral consultations with her counterpart, Mr



Arnold J Nicholson, QC, Minister of Foreign Affairs and Foreign Trade. The ministers signed an MoU on the Establishment of Political Consultations.

In November 2015, Deputy Minister Landers visited the Dominican Republic.

### Uruguay, Chile and Colombia

Deputy Minister Landers visited Uruguay, Chile and Colombia in March 2015.

While in Montevideo, Uruguay, Deputy Minister Landers held bilateral meetings with his counterpart, Deputy Minister Jose-Luis Cancela and signed an MOU on the establishment of bilateral relations between the two countries.

In Chile, Deputy Minister Landers co-chaired the 5th Joint Consultative Mechanism between South Africa and Chile with his Chilean counterpart. South Africa and Chile enjoy sound bilateral relations which are conducted through the JCM which is conducted at deputy ministerial level. The JCM continues to serve a constructive purpose in the ongoing political dialogue between the two countries at bilateral, regional and multilateral levels.

South Africa is Chile's largest trading partner in Africa and South Africa is the biggest investor in Chile's mining sector. The biggest area of trade between South Africa and Chile is capital goods for mining.

Deputy Minister Landers' visit to Colombia saw him hold bilateral meetings with his counterpart, Deputy Minister Patti Londono Jaramillo. Relations between South Africa and Colombia were established in 1994 and Colombia opened a resident embassy in Pretoria in 1995.

Bilateral relations between South Africa and Colombia are cordial and growing. Colombia served with South Africa as non-permanent members of the UNSC from 2011 to 2012.

### Peru

South Africa is one of the largest investors in Peru, with SABMiller and Anglo American operating in that country.

The main South African exports to Peru are mining equipment, paper and carton, metal sheeting and specialised structural steel.

### Venezuela

The two countries have a MoU regarding bilateral consultations. Three MoUs were also signed by PetroSA and Petróleos de Venezuela, which granted PetroSA a block to explore Venezuela's oil reserves.

South African exports to Venezuela consist mainly of ferro-vanadium and related products,

followed by liqueurs. South African imports from Venezuela consist mainly of oil.

### Cuba

Cuba remains a strategic partner of South Africa and the region.

South Africa continues to be a beneficiary of Cuba's ongoing assistance in support of the five priorities of the South African Government, through joint programmes in health, labour, social development, housing and infrastructure. One of the success stories is the extensive cooperation between South Africa and Cuba regarding skills development and training.

Under the auspices of the South Africa Health Agreement, almost 3 000 South African students are currently receiving training in Cuba. In addition, the deployment of Cuban doctors, engineers and technical experts across South African provinces is a further demonstration of strong bilateral relations between the two countries. Deputy Minister Landers co-chaired the 12th JCM with his Cuban counterpart, HE Mr Rogelio Sierra Diaz in Havana in October 2015.

The JCM convenes annually and is co-chaired by the Deputy Minister of International Relations and Cooperation of South Africa and the 1st Deputy Minister of Foreign Affairs of Cuba.

### United Kingdom (UK) and Ireland United Kingdom

Bilateral relations between South Africa and the UK cover a wide spectrum and have a far-reaching impact.

Cooperation between the two countries is broad and includes health, education, science and technology, energy, the environment, defence, police, arts and culture, and sports and recreation.

There is a healthy flow of investment in both directions.

The UK is recognised as the foremost source of FDI into South Africa, while South African companies equally have made large investments in the UK.

South Africa and the UK have important trade and economic relations, which continue to strengthen, although the global economic crisis has had a significant impact on bilateral trade.

The UK is by far South Africa's most significant source of long-haul tourists, a position it has not relinquished for the past 15 years.

In October 2015, Minister Nkoana-Mashabane arrived in the UK to co-chair the 11th session of the South Africa – United Kingdom Bilateral

Forum with the British Secretary of State for Foreign and Commonwealth Affairs, the Right Philip Hammond. The forum was held in London on 19 October 2015.

The bilateral forum seeks to enhance and strengthen political, global and economic relations between South Africa and the UK in various spheres. During the forum, working groups met to discuss progress on the implementation of South Africa-UK Strategy, which was signed in 2013.

### **Ireland**

The Republic of Ireland was the only EU member country that did not have full diplomatic relations with South Africa until the dawn of democratic South Africa.

Ireland continues to be a valued source of FDI in the following sectors: business services, alternative/renewable energy, software and IT services, and plastics.

Deputy Minister Landers undertook a working visit to Ireland in November 2015, where he co-chaired the 4th South Africa-Ireland Partnership Forum held in Dublin.

The partnership forum is the structured mechanism to manage and monitor bilateral relations between South Africa and Ireland. It was established in 2004 through signing of a Declaration of Intent aimed at placing bilateral relations on a coherent and structured footing. The forum is conducted at deputy minister level and takes place every two years.

### **Relations with Europe European Union (EU)**

Since 1994, building on shared values and mutual interests, South Africa and the EU have developed a comprehensive partnership based on the Trade, Development and Cooperation Agreement.

The SA-EU relationship is guided by the principle that the EU should support South Africa's national, regional and African priorities and programmes to eradicate poverty and underdevelopment.

The EU is South Africa's main development assistance partner.

### **Benelux countries**

The Benelux countries (Belgium, the Netherlands and Luxembourg) remain important trade and investment partners of South Africa, and major providers of tourism. The Netherlands is the second-most important source of FDI into South Africa.

There has been important trilateral cooperation

with the Netherlands and Belgium in the past in support of peace and security in Africa, inter alia on capacity building in the Great Lakes Region. Such trilateral cooperation can be further expanded in the future.

There is a regular exchange of views between South Africa and Belgium, as well as with the Netherlands, on the issues and complicated processes necessary to find durable solutions to the conflicts in the region.

### **Belgium**

Relations between South Africa and Belgium are strong and dynamic, covering a number of areas that are important to South Africa's national development objectives. Belgium is South Africa's 12th largest export destination globally and ranks sixth in the world in terms of FDI in South Africa, among other things focusing on mining, green energy, ports, logistics and agriculture.

Belgium has allocated substantial resources to South Africa in the form of ODA since 1994. This support has covered such areas as health, ports management and logistics, education, rural development and further education and training. The budget of the development cooperation programme, which will run up to 2016, is R66 million a year. The Belgian region of Flanders also has a long-standing development programme in South Africa, also with a budget of R66 million per year up to 2016.

### **The Netherlands**

Apart from being the second-most important source of FDI into South Africa, the Netherlands is South Africa's seventh-largest trading partner in the world. The Dutch Government has consistently supported South Africa in terms of bilateral and multilateral relations. A large number of bilateral agreements have been signed and high-level bilateral ministerial meetings are held regularly.

In November 2015, Minister Nkoana-Mashabane led a South African delegation to the 14th Session of the Assembly of States Parties of the International Criminal Court, held in The Hague.

### **Luxembourg**

Bilateral and economic relations, especially in the financial services and funds sectors, remain strong between Luxembourg and South Africa.

### **German-speaking countries**

Bilateral relations between South Africa and the German-speaking countries cover various issues, including investment and trade, science and

technology, defence, culture, the environment, tourism, sport, development cooperation and energy, but also entail multilateral and trilateral engagements.

### Germany

South Africa and Germany have a strategic relationship, with regular structured dialogue and cooperation covering a broad range of areas, including political dialogue, trade and investment, science and technology, the environment, development cooperation, energy, defence, labour and social affairs, vocational education and training, as well as arts and culture.

South Africa and Germany also enjoy very strong, long-standing and growing trade and investment relations. In 2014, Germany ranked as South Africa's second largest global trading partner, fourth largest global export market for South African goods and as the second largest importer into South Africa, while South Africa also remains in the top 30 of Germany's global trading partners.

There are over 600 German companies invested in South Africa providing over 100 000 employment opportunities mainly in the automotive industry, the chemical industry, as well as in the mechanical and electrical engineering sectors.

President Zuma undertook an official visit to Germany in November 2015.

President Zuma and Chancellor Angela Merkel reviewed a wide range of bilateral, regional and international issues. President Zuma also paid a courtesy call on Federal President Joachim Gauck, addressed South African and German business leaders in Berlin, and provided the closing statement at a Symposium on Youth Skills Development and Employment.

### Switzerland

Relations between South Africa and Switzerland are based on equal partnership. There are some 200 Swiss companies in South Africa, employing around 36 000 South Africans.

Consultations at the level of deputy ministers of international relations and a Joint Economic Commission at the level of Ministers of trade occur annually.

Switzerland has granted South Africa special status on the Swiss foreign-policy agenda as one of the focus areas for Swiss interests outside Europe.

Switzerland actively contributes to numerous development assistance programmes in South Africa and elsewhere in Africa.

Switzerland remains South Africa's major trading and investment partner in the European Free Trade Association.

President Zuma led a South African delegation of cabinet ministers and business leaders to the WEF in Davos, Switzerland, in January 2015.

The theme of 2015's WEF meeting was "The New Global Context", which reflected the period of profound political, economic, social and technological change that the world had entered that had the potential to end the era of economic integration and international partnership that began in 1989.

### Austria

South Africa continues to enjoy cordial bilateral relations with Austria, focused primarily on economic exchanges. South Africa ranks sixth among Austria's overseas trading partners, and is by far Austria's major trading partner in Africa. Some 400 Austrian companies are engaged in trade relations with South African companies. More than 50 Austrian companies have direct investments in South Africa.

### Nordic countries

South Africa enjoys good relations with all the Nordic countries – Denmark, Finland, Iceland, Norway and Sweden. Flowing from the strong grassroots support in these countries for democratisation in South Africa, relations have been established in virtually every field at both public and official levels. The scope of Nordic development cooperation is broad and has benefited civil society and government.

Relations in the international arena have seen close cooperation on multilateral issues. The Nordic countries are strong supporters of Nepal and are directly involved in conflict resolution and reconstruction projects in Africa. This was reinforced by the signing of the Declaration of Intent on Partnerships in Africa in June 2008, which laid a framework for future trilateral cooperation.

### Denmark

Denmark was a very strong supporter of the anti-apartheid struggle and a major force in sanctions and disinvestment. The Danish Government is focusing on renewable energy development in South Africa. This programme has been developed in response to the commitments made in the MoU of October 2011 between Denmark and South Africa and to the Declaration of Intent on the South African Renewable Initiative to which Denmark is a co-signatory.

The programme has been designed with the intention of assisting South Africa in implementing its policy of developing a low-carbon economy with special focus on electricity supply.

In October 2015, Deputy Minister Mfeketo delivered an address as part of an outreach programme co-hosted by Afrika Kontakt solidarity movement and the South African Embassy in Copenhagen, Denmark. Afrika Kontakt is a solidarity movement with its roots in the anti-apartheid movement, founded in 1978, against colonialism and suppression in Southern Africa.

### Norway

During November 2015, Deputy Minister Landers undertook a working visit to Norway.

The visit to Norway took place within the context of the South Africa/Norway High Level Consultations (HLC). During the visit, Deputy Minister Landers and his Norwegian counterpart, Ms Tone Skogen, co-chaired the 3rd Session of the HLC between the two countries.

South Africa and Norway have a history of working together in the promotion of democracy, good governance and human rights, social, environmental and climate change and have supported and worked with each other in bilateral and multilateral relations.

The two countries will further discuss cooperation related to the maritime sector, in light of South Africa's fast-tracking of the Blue economy.

### Finland

South Africa attaches great importance to its Nordic partners, and this visit provided a platform to further consolidate and strengthen the already cordial relations between South Africa and Finland. The meeting also served to deepen Africa-Nordic cooperation.

### Sweden

Deputy President Ramaphosa visited Sweden for the 9th session of the BNC between South Africa and Sweden in October 2015 in Stockholm. He also met with Deputy Prime Minister of Sweden, Ms Åsa Romson, to hold discussions on issues of mutual interest at the bilateral and multilateral levels.

At a bilateral level, discussions focused on trade and investment, skills development and training as well as job creation. At a multilateral level, discussions included cooperation in the implementation of the Sustainable Development Goals, reform of Global Governance institutions, UN and AU peace-building efforts and social

cohesion.

## Mediterranean Europe

### France

France is a significant trade, investment, tourism and development cooperation partner for South Africa. About 250 French companies have invested in South Africa and employ around 300 000 people.

South Africa will count on France's support in ensuring the effective implementation of the UN Resolution 2033, which provides for closer coordination between the UNSC and the AUPSC.

In June 2015, the Minister of Trade and Industry, Dr Rob Davies, visited France to attend an informal WTO Ministers' Meeting on the sidelines of the Organisation for Economic Cooperation and Development Ministers' Meeting. The WTO meeting was co-chaired by Australia and Kenya. The WTO Ministers' Meeting discussed the post-Bali work programme and the 10th WTO Ministerial Council Meeting that took place in Nairobi, Kenya, in December 2015.

Minister Davies also met with the South African and United States delegations who discussed the 'AGOA Poultry Dispute' in June 2015 in Paris. The two-day meeting was facilitated by the two governments with their respective industry associations resulted in a breakthrough after several months of industry-to-industry negotiations.

### Italy

In November 2015, Minister Nkoana-Mashabane paid a working visit to Italy where she held bilateral talks with her counterpart, Mr Paolo Gentiloni, the Minister of Foreign Affairs and International Cooperation of Italy, with a view to renewing political and economic relations between the two countries.

### Spain

The Kingdom of Spain remains South Africa's strategic partner by continuing cooperation to promote trade and investment, and preserve peace and prosperity in Africa and the world.

In April 2015, Deputy Minister Landers led a South African delegation to Madrid, Spain, to co-chair the 10th South Africa-Spain Annual Consultations with the Spanish Secretary of State for Foreign Affairs and Cooperation, Mr Ignacio Ybáñez Rubio.

The yearly event provides an opportunity for South Africa and Spain to strengthen relations on a wide range of issues in bilateral, political and economic relations. The engagements between the two principals included bilateral

discussions, which was preceded by a Senior Officials Working Group meeting.

Internationally, the two countries will continue to exchange views and strengthen cooperation on issues of global concern. The meeting also reviewed a number of bilateral agreements that had been signed as well as agreements that were being negotiated at the time.

Trade between South Africa and Spain increased substantially from R15,6 billion in 2009 to R29 billion in 2014. Spain has become a major investor in South African economy, especially in the renewable energy sector.

### Greece

South Africa and Greece enjoy traditional and close ties of friendship and cooperation as well as a convergence of views and cooperation on various regional and international issues in general.

Bilateral relations between the two countries continue to grow in a number of strategic and mutually beneficial areas.

### Cyprus

South Africa has excellent and long-standing bilateral relations with Cyprus. It has maintained strong ties with Cyprus, partly because of the large and influential Cypriot community in South Africa, of about 60 000 people.

### Portugal

Bilateral relations between South Africa and Portugal are cordial and cover many areas, underpinned by the High-level Political Consultative Forum, which provides a platform for the two countries to explore the deepening of relations across the spectrum of South Africa's national priorities, political cooperation, the strengthening of trade and investment and development cooperation.

Bilateral relations between both countries have not reached their full potential especially considering the historical and current political and cultural links between the two countries.

### Eastern Europe

The Eastern Europe region is of crucial importance to South Africa's strategic objectives, straddling a wide spectrum of political and economic interests.

The region is well endowed with strategic commodities and minerals that are of vital significance to South Africa's economy.

Cooperation in gas and oil and the peaceful use of nuclear energy can go a long way towards alleviating South Africa's energy needs.

### Poland

Polish-South African relations entered a new phase after the fall of apartheid. Poland is regarded as one of the countries in central Europe with great strategic importance to South Africa.

Poland is not only one of the strongest role players in the political and economic arenas in central Europe, but also an emerging power in the EU.

### Hungary

In November 2015, Deputy Minister Landers hosted his Hungarian counterpart, Dr. László Szabó, in Pretoria.

The objective of the visit was to enhance and strengthen bilateral cooperation between South Africa and Hungary, to deepen understanding on regional and multilateral issues of mutual concern and to encourage further trade and investment in key drivers of South Africa's economy to create jobs, specifically in terms of promoting the export of value-added products to the Hungarian market.

The two deputy ministers discussed the possibility of forming a JCC between South Africa and Hungary.

### Russian Federation

South Africa regards the Russian Federation as an important strategic partner and close bilateral and multilateral ties exist between the two countries.

With the dissolution of the USSR, South Africa became the first African state to recognise the independence of the Russian Federation. Full diplomatic relations were established between South Africa and the Russian Federation in February 1992.

In November 2015, Minister Nkoana-Mashabane undertook a working visit to Moscow, Russia to co-chair the 13th session of the annual South Africa-Russia Joint Intergovernmental Committee on Trade and Economic Cooperation with the Minister of Natural Resources and Environment of the Russian Federation, Mr Sergey Donskoy.

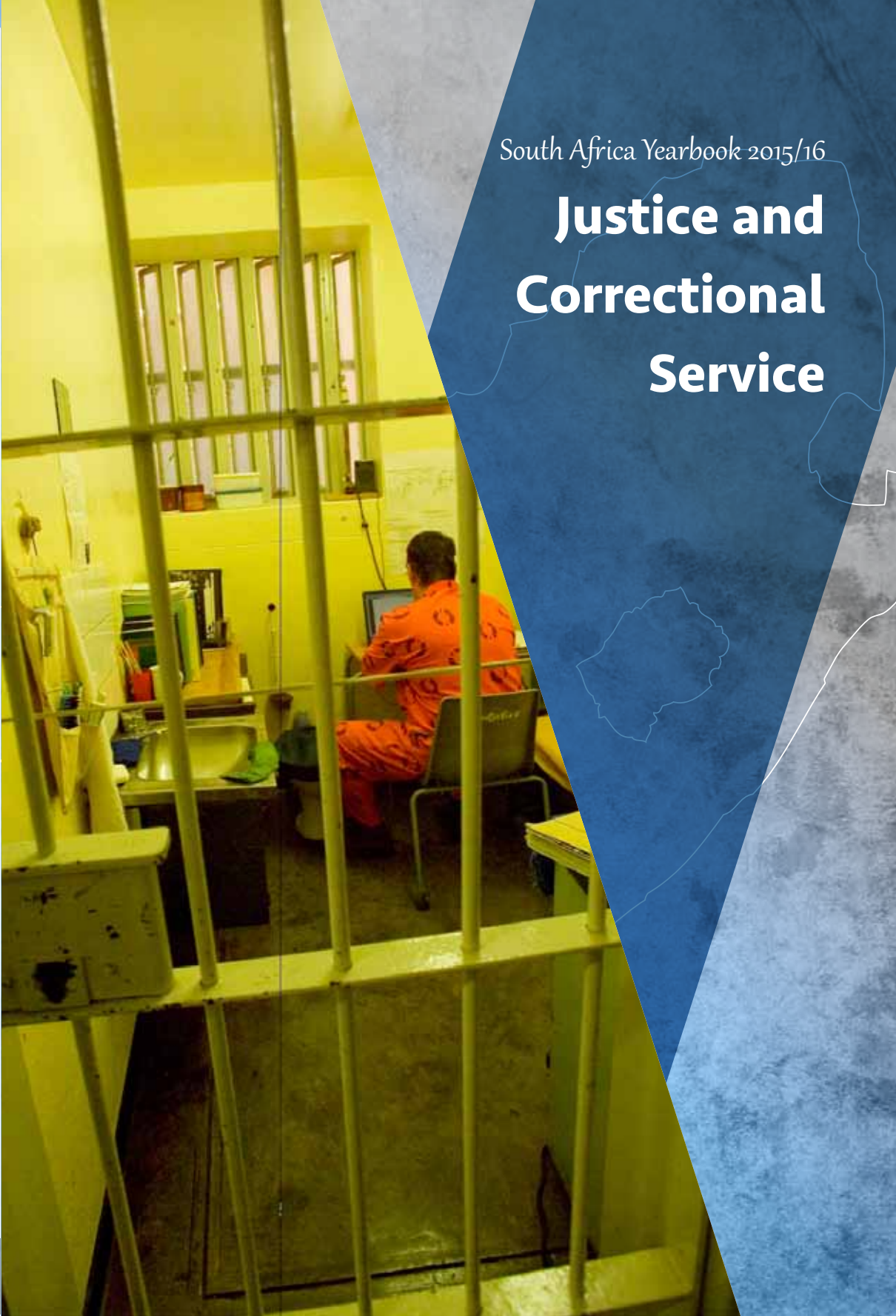
While in Moscow, Minister Nkoana-Mashabane also held bilateral talks with her counterpart, Mr Sergey Lavrov, the Minister of Foreign Affairs of the Russian Federation.





*South Africa Yearbook 2015/16*

# **Justice and Correctional Service**



The National Development Plan (NDP) highlights the need for all departments in the Justice, Crime Prevention and Security (JCPS) Cluster to ensure that all people in South Africa are and feel safe. The NDP also emphasises that public confidence in the criminal justice system (CJS) is the most effective deterrent to criminality.

In line with the NDP, government's 2014-2019 Medium Term Strategic Framework places the onus on the Department of Justice and Constitutional Development (DoJ&CD) to implement practical, short and medium term measures to address backlogs in court cases and improve the all-round performance of the courts.

The department's spending over the medium term will thus be focused on improving physical access to courts, including the rationalisation of magisterial districts and the alignment of the jurisdiction of magistrates' courts, and on improving services in courts.

The department also supports the NDP's vision of building a capable state, and to this end it will be re-engineering state legal services.

## Department of Justice and Constitutional Development

The DoJ&CD's plays a major and direct role in implementing chapters 12 and 14 of the NDP, which deal with building safer communities and promoting accountability and fighting corruption respectively.

In addition to these, the department plays a role in the implementation of Chapter 11, which focuses on social protection matters, Chapter 13, which focuses on the development of a capable state and Chapter 15, which focuses on transforming society and uniting the country.

Chapter 12 of the NDP focuses on the Seven-Point Plan of the criminal justice review. It involves making substantial changes to court processes in criminal and civil matters through short and medium term proposals.

The department has put targets in place to address areas that would improve court processes, which include improvement in the usage of the of audiovisual remand systems, implementation of improved court record systems, and decrease in the rate of court postponements due to administrative staff issues.

As one of the deliverables of the Seven-Point Plan, an integrated and seamless national criminal justice information system containing all relevant performance information is under development.

The system improvements that need to be put

in place in order for the department to fully align with the CJS requirements are included in this plan.

In line with Chapters 13 and 14 of the NDP, the department has also included targets that cover departmental interventions regarding human capital development and targets to mitigate fraud and corruption, which include among others, fraud and corruption awareness sessions and finalising the process of reviewing the Protected Disclosures Act, 2000 (Act 26 of 2000).

The DoJ&CD has further included the implementation of the Strategic Framework on Socio-Economic Justice for all programmes.

This initiative seeks to support the delivery of socio-economic rights, which are integral to the recommendations of the NDP tackling poverty, inequality and unemployment.

The department will also continue with the implementation of the Truth and Reconciliation Commission (TRC) recommendations and legislation on human rights. This is done in line with Chapter 15 of the NDP and Outcome 14, which focuses on transforming society and uniting the country.

## Legislation and policies

The categories of functions emanating from different legislative instruments relevant to the department are:

- Legislation providing for the establishment and functioning of the Superior courts, Magistrates' courts and Special courts: the Constitutional Court Complementary Act, 1995 (Act 13 of 1995), the Supreme Court Act, 1959 (Act 59 of 1959), the Magistrates' Courts Act, 1944 (Act 32 of 1944), and the Small Claims Court Act, 1984 (Act 61 of 1984).
- Legislation providing for the appointment of judges and other judicial officers, the conditions of service, discipline and training: the Judges Remuneration and Conditions of Employment Act, 2001 (Act 47 of 2001), the Judicial Service Commission (JSC) Act, 1994 (Act 9 of 1994) as amended, the South African Judicial Education Institute (SAJEI) Act, 2008 (Act 14 of 2008), and the Magistrates' Act, 1993 (Act 90 of 1993).
- Legislation providing for the establishment and functioning of the National Prosecuting Authority (NPA), the Special Investigating Unit (SIU) and the Asset Forfeiture Unit (AFU); the conduct of criminal proceedings; the investigation of organised crime and corruption; and the forfeiture of assets obtained through illicit means: the NPA Act, 1998 (Act 32 of 1998), the Criminal Procedure Act, 1977 (Act 51 of

- 1977), the Prevention of Organised Crime Act (POCA), 1998 (Act 121 of 1998), the SIU and Special Tribunals Act, 1996 (Act 74 of 1996), and the Witness Protection Act, 1998 (Act 112 of 1998).
- Legislation providing for the establishment and functioning of bodies responsible for legal aid, law reform and rule-making: the Legal Aid Act, 1969 (Act 22 of 1969), the South African Law Reform Commission (SALRC) Act, 1973 (Act 19 of 1973), and the Rules Board for Courts of Law Act, 1985 (Act 107 of 1985).
  - Legislation providing for the appointment of Masters of the High courts and the administration of the GF and deceased and insolvent estates: the Administration of Estates Act, 1965 (Act 66 of 1965), and the Insolvency Act, 1936 (Act 24 of 1936).
  - Legislation regulating the provisioning of legal advisory services to government departments: the State Attorney Act, 1957 (Act 56 of 1957).
  - Legislation relating to the promotion, protection and enforcement of certain human rights: the Promotion of Administrative Justice Act, 2000 (Act 3 of 2000), the Promotion of Access to Information Act (Paia), 2000 (Act 2 of 2000), and the Promotion of Equality and Prevention of Unfair Discrimination Act, 2000 (Act 4 of 2000), better known as the Equality Act of 2000.
  - Legislation pertaining to the protection of vulnerable groups: the Child Justice Act, 2008 (Act 75 of 2008), the Children's Act, 2005 (Act 38 of 2005), the Criminal Law (Sexual Offences and Related Matters) Amendment Act, 2007 (Act 32 of 2007), the Maintenance Act, 1998 (Act 99 of 1998), and the Domestic Violence Act, 1998 (Act 116 of 1998).
  - Legislation providing support to Chapter 9 institutions: the Human Rights Commission Act, 1994 (Act 54 of 1994), and the Public Protector Act, 1994 (Act 23 of 1994).
  - Legislation regulating the management and control of public expenditure: the Public Finance Management Act, 1999 (Act 1 of 1999).
  - Legislation regulating operations in the public service: the Public Service Act, 1994 (Act 103 of 1994), as amended.
  - Criminal Law (Sexual Offences and Related Matters) Amendment Act, 2012 (Act 6 of 2012).
  - Criminal Procedure Amendment Act, 2012 (Act 9 of 2012).
  - Judicial Matters Amendment Act, 2012 (Act 11 of 2012).
  - Repeal of Black Administration Act and Amendment of Certain Laws Amendment Act, 2012 (Act 20 of 2012).
  - Sheriffs Amendment Act, 2012 (Act 14 of 2012).
  - The Criminal Law Special Investigating Unit (Forensic Procedures) Amendment Bill 2013 paves the way to regulate and promote the use of DNA in combating crime, taking into account constitutional requirements. The use of DNA evidence holds the potential to alleviate bottlenecks in the CJS. Maximising the use of DNA evidence promotes fairness, confidence, and certainty in the administration of South Africa's laws.
  - The Constitution 17th Amendment Act of 2013 is implemented with the Superior Courts Act, which repeals the Supreme Court Act of 1959.
  - The Legal Practice Act, 2014 (Act 28 of 2014), which came into operation in 2014, establishes a new regulatory framework for the profession, enhances opportunities to enhance access to services of attorneys and advocates, and creates mechanisms to address the spiralling cost of litigation.

### Human rights

The Bill of Rights is the cornerstone of South Africa's democracy. It enshrines the rights of all people in South Africa and affirms the democratic values of human dignity, equality and freedom. While every person is entitled to these rights, they also have a responsibility to respect them.

The Bill of Rights binds the legislature, the executive, judiciary and all organs of State.

The rights contained in the Bill of Rights are subject to the limitations contained in or referred to in Section 36 of the Constitution, or elsewhere in the Bill of Rights.

They apply to all laws, administrative decisions taken and acts performed during the period in which the Constitution is in force. In terms of the Constitution, every person has basic human rights such as:

- equality before the law and equal protection and benefit of the law
- freedom from unfair discrimination
- the right to life
- the right to human dignity
- the right to freedom and security.

### Budget and funding

The spending focus over the medium term will continue to be on improving services in courts, re-engineering state legal services, maintaining minimum level of implementing of new legislation, improving access to justice mainly by opening two new superior courts in



Polokwane and Nelspruit, accelerating access to services provided by the state attorney offices and prompt finalisation of cases.

Consequently, a significant amount of the department's allocation over the medium term is directed towards the Court Services, NPA and State Legal Services.

The medium term priorities will be addressed through the employment of additional personnel and it is for this reason that compensation of employees, particularly under State Legal Services, increases by a relatively high percentage.

This growth will enable state attorneys to improve their operational capacity to effectively manage the litigation cases. In addition, the acceleration of access to justice and capacitation of courts will allow the department to increase the number of superior courts to 16 in 2015/16, upgrading 12 regional courts into sexual offences courts compliant with the new sexual offences court model by 2015/16, and increasing the number of criminal court cases finalised, including those involving alternative dispute resolution mechanisms from 473 480 in 2014/15 to 479 707 in 2016/17 and 492 439 in 2017/18.

It is envisaged that the above strategic objectives, if achieved, will contribute to an effective and efficient criminal justice system as envisioned in the NDP and the MTSF. Additional funding for the departmental priorities over the medium term was made possible through Cabinet-approved reprioritisation amounting to R226,3 million in 2015/16, R245,1 million in 2016/17 and R264,2 million in 2017/18.

This reprioritisation was as a result of historical underspending mainly on buildings and other fixed structures and magistrates' salaries. The underspending on these items was due to various challenges associated with planning, acquisition of land, issuing of site clearance and processes of appointing consultants and contractors for infrastructural projects as well as delays by the Magistrate Commission on the appointment of magistrates.

The reprioritisation was directed mainly towards compensation of employees to cater for the capacitation of state attorneys, family advocates, legal defenders, and prosecutorial capacity. Overall this will enable the department's personnel numbers to increase from 25 208 in 2013/14 to 25 662 in 2017/18.

The amounts have been reprioritised for spending in the following areas:

- R34 million in 2015/16, R36 million in 2016/17

and R38 million in 2017/18 for transformation of state legal services;

- R90 million in 2015/16, R94 million in 2016/17 and R99 million in 2017/18 for capacitation of courts in rural areas and the office of the family advocate;
- The public entities and constitutional institutions receive a total additional allocation of R61 million in 2015/16, R70 million in 2016/17 and R79 million in 2017/18 for additional personnel capacity, cost of litigation, organisational structure and leases;
- R18 million in 2015/16, R20 million in 2016/17 and R22 million in 2017/18 for investigative capacity and the renewal of information and communications technology (ICT);
- R16 million in 2015/16, R17 million in 2016/17 and R18 million in 2017/18 for capacitation of the Office of the Chief Justice; and
- R25 million in 2015/16, R27 million in 2016/17 and R28 million in 2017/18 for increasing the prosecutorial capacity associated with the appointment of additional magistrates.

## Role players

### Legal Aid SA

Legal Aid SA provides legal aid or makes legal aid available to indigent people within the budget allocated to it by the State. Legal Aid SA handled 388 692 new criminal legal matters during the 2015/16 financial year and 52 364 new civil legal matters.

The institution also finalised a total of 432 210 legal matters during this period. It also remains committed to assisting children. At 17 701 new matters for the year, the institution assisted 7,4% more children than during the last financial year.

Its Impact Litigation Unit took on 13 new civil matters and two criminal matters during the year under review and finalised a total of 14 matters. Legal Aid SA was successful in 93% of the finalised matters.

### Special Investigating Unit

The SIU is a public entity with powers of investigation and litigation. Following the issuing of a presidential proclamation by the President, the SIU has powers to subpoena, search, seize and interrogate witnesses under oath.

The SIU can take civil action to correct any wrongdoing it uncovers in its investigations. The SIU can obtain a court order to compel a person to pay back the wrongful benefit received and thus recover the money for the State. The SIU also works with the department concerned to cancel contracts when proper procedures were



not followed.

The SIU was created in terms of the SIU Act of 1996. The SIU functions in a manner similar to a commission of inquiry in that the President refers cases to it by issuing a proclamation. It may investigate any matter set out in Section 2 of the SIU Act of 1996, including:

- serious maladministration in connection with the affairs of any State institution
- improper or unlawful conduct by employees of any State institution
- unlawful appropriation or expenditure of public money or property
- any unlawful, irregular or unapproved acquisitive act, transaction, measure or practice that has a bearing on State property
- intentional or negligent loss of public money or damage to public property
- corruption in connection with the affairs of any State institution
- unlawful or improper conduct by any person who has caused or may cause serious harm to the interest of the public or any category thereof.

The SIU can also take civil action to correct any wrongdoing it discovers during an investigation. For example, it can obtain a court order to:

- compel a person to pay back any wrongful benefit received
- cancel contracts when the proper procedures were not followed
- stop transactions or other actions that were not properly authorised.

The SIU litigates its cases in the Special Tribunal, a specialised court that deals specifically with its cases. This avoids some of the delays usually associated with civil litigation.

Where criminal conduct is uncovered, it will bring the matter to the attention of its partners, the Hawks, in the South African Police Service (SAPS) and the NPA. It works closely with these institutions to ensure that there is an effective investigation and prosecution.

The SIU also works closely with the AFU in the NPA, where its powers are more appropriate or effective in recovering the proceeds of crime.

### South African Law Reform Commission

The SALRC is a statutory body established in terms of the South African Law Reform Commission Act, 1973 (Act 19 of 1973).

The mission of the SALRC is the continuous reform of the law of South Africa in accordance with the principles and values of the Constitution to meet the needs of a changing society

operating under the rule of law.

The objectives of the commission are to do research with reference to all branches of the law of the country and to study and investigate all such branches to make recommendations for the development, improvement, modernisation or reform thereof.

The SALRC is chaired by a judge and consists of members from the judiciary, legal professions and academic institutions. It conducts research with reference to all branches of South African law to make recommendations to government for the development, improvement, modernisation or reform of the law. This includes the following functions:

- repealing obsolete or unnecessary provisions
- removing anomalies
- bringing about uniformity in the law
- consolidating or codifying any branch of the law
- making common law more readily available.

To achieve its objectives, the SALRC is drawing up a programme in which matters requiring consideration are included and submitted to the Minister for approval. Recent SALRC programmes included:

- statute law: establishing a simplified, coherent and accessible statute book
- statutory law revision: redundancy, obsolescence and constitutionality of legislation
- reviewing the Interpretation Act, 1957 (Act 33 of 1957)
- arbitration
- family mediation
- family law and the law of persons
- custody of and access to minor children
- review of aspects of matrimonial property law
- Hindu marriages
- sexual offences: adult prostitution
- assisted decision-making for adults with impaired decision-making capacity
- prescription periods
- review of the law of evidence
- hearsay and relevance
- electronic evidence
- review of administration orders
- specific civil action in respect of consequential damages arising from hoaxes
- administration of estates
- review of witchcraft legislation
- multidisciplinary legal practices
- expungement of certain criminal records
- the practice of ukuthwala (child abduction and forced child marriages).

### National Prosecuting Authority of South Africa

In a constitutional state such as South Africa, all citizens have a right to enjoy a better quality of life – free from fear and free from crime. As a key partner in the criminal justice system, the NPA plays a critical role in ensuring that perpetrators of crime are charged and held responsible for their criminal actions.

While the core work of the NPA will remain prosecutions and being a lawyer of the people, our strategy seeks to ensure that the organization becomes more proactive so as to:

- contribute to growth of the South African economy
- contribute to freedom from crime
- contribute to social development
- promote a culture of civic morality
- reduce crime
- ensure public confidence in the CJS.

The Office of the National Director of Public Prosecutions was established on 1 August 1998, in terms of section 179(1) of the Constitution. The NPA comprises the National Director, directors of public prosecutions; investigating directors and special directors; other members of the prosecuting authority appointed at or assigned to the NPA; and members of the administrative staff.

The NPA has the power to:

- institute and conduct criminal proceedings on behalf of the State
- carry out any necessary functions incidental to instituting and conducting such criminal proceedings (this includes investigation)
- discontinue criminal proceedings.

Also vital within the CJS was the formation of the Office of the National Director of Public Prosecutions, established in 1998. The Office of the National Director of Public Prosecutions consists of deputy national directors and special directors of public prosecution who head the following specialised units:

- Sexual Offences and Community Affairs Unit (SOCA)
- Specialised Commercial Crime Unit (SCCU)
- Priority Crimes Litigation Unit (PCLU)
- Office for Witness Protection (OWP)
- AFU
- National Prosecuting Service (NPS).

### National Prosecuting Service (NPS)

The NPS is a division of the NPA managing the performance of Directors of Public Prosecutions (DPPs) and Lower Courts countrywide.

All the public prosecutors and State advocates

managing the district, regional and high courts report to the directors of public prosecutions in their respective areas of jurisdiction.

### Office for Witness Protection

The OWP provides specialised services to all Law Enforcement Agencies in South Africa, NPA and any judicial proceedings. The OWP provides

- assistance and cooperation to other countries, tribunals and Special Courts in the field of witness protection
- support services to vulnerable and intimidated witnesses and related persons in any judicial proceedings and in the CJS.

All OWP functions and duties are classified secret in terms of the Witness Protection Act.

### Asset Forfeiture Unit

The AFU was established in May 1999 in the Office of the National Director of Public Prosecutions to focus on the implementation of Chapters 5 and 6 of the POCA of 1998. The AFU was created to ensure that the powers in the Act to seize criminal assets would be used to their maximum effect in the fight against crime, and particularly, organised crime.

The AFU has set itself a number of key strategic objectives, namely to:

- develop the law by taking test cases to court and creating the legal precedents that are necessary to allow the effective use of the law
- build the capacity to ensure that asset forfeiture is used as widely as possible to make a real impact in the fight against crime
- make an impact on selected categories of priority crimes
- establish a national presence
- establish excellent relationships with its key partners, especially the SAPS, and the South African Revenue Service (SARS)
- build the AFU into a professional and representative organisation.

### Specialised Commercial Crime Unit

The SCCU's mandate is to prosecute complex commercial crime cases emanating from the commercial branches of the SAPS. The client base of the unit comprises a broad spectrum of complainants in commercial cases, ranging from private individuals and corporate bodies to State departments.

### Priority Crimes Litigation Unit

The PCLU is mandated to tackle cases that threaten national security. It was created by presidential proclamation and is allocated

categories of cases either by the President or by the National Director of Public Prosecutions.

The primary function of the PCLU is to manage and direct investigations and prosecutions in respect of the following areas:

- the non-proliferation of weapons of mass destruction (nuclear, chemical and biological)
- the regulation of conventional military arms
- the regulation of mercenary and related activities
- the International Court created by the Statute of Rome
- national and international terrorism
- prosecution of persons who were refused or failed to apply for amnesty in terms of the TRC processes.

During the 2015/16 financial year, the AFU completed 389 forfeiture cases with a value of R349.5 million, 326 freezing orders to the value of R778.9 million and recoveries of R238.6 million relating to cases where the amount benefitted from corrupt activities was more than R5 million.

A total of R444.5 million was paid to the victims of crime and R1.3 million recovered in cases where government officials were involved in corruption and other related offences.

### **Sexual Offences and Community Affairs Unit**

SOCA acts against the victimisation of vulnerable groups, mainly women and children. The unit develops strategy and policy, and oversees the management of cases relating to sexual offences, domestic violence, human trafficking, maintenance offences and children in conflict with the law. SOCA aims to:

- improve the conviction rate in gender-based crimes and crimes against children
- protect vulnerable groups from abuse and violence
- ensure access to maintenance support
- reduce secondary victimisation.

One of the SOCA's key achievements in ensuring government's commitment to the fight against sexual offences and gender-based violence is the establishment of Thuthuzela care centres (TCCs).

TCCs are one-stop facilities located in public hospitals in communities where the incidence of rape is particularly high. These one-stop facilities are aimed at reducing secondary victimisation, improving conviction rates and reducing the cycle time for the finalisation of rape cases.

During the 2015/16 financial year, the number of TCCs increased from 44 to 55.

### **The Family Violence, Child Protection and Sexual Offences (FCS) units**

The FCS unit has 176 units nationwide. The FCS employs a network of highly skilled forensic social workers to assist with assessment of abused children and the compilation of court reports, as well as for providing an expert testimony in court.

The FCS is involved in the policing of sexual offences against children, person-directed crimes, illegal removal of children under 12 and electronic media facilitated crime. Two areas of particular concern for the FCS are child pornography and Sexual Offences.

Since August 2013, 40 regional courts around the country have been upgraded into Sexual Offences Courts and are fully operational.

The rebirth of specialised courts has contributed to the increase of the conviction rate in sexual offences.

Regional courts linked to the Thuthuzela Care Centres have been reporting an increased conviction rate in these cases.

Government has also made progress with regards to the sex offender register and this has resulted in many convicted sex offenders restricted from working or doing business in areas that will expose them to children and persons with mental disability.

As at 30 October 2015, the figure of sex offenders in the National Register for Sex Offenders stood at 21 495.

During the 2015/16 financial year, most notably, the improved conviction rate in sexual offences (increased slightly from last year 69% to 70%), by finalising 7 098 sexual offences crime verdict cases with 4 978 convictions. A multidisciplinary approach followed by newly established provincial structures with stakeholders from the DoJ&CD, Legal Aid South Africa (Legal Aid SA), the SAPS, the Department of Health and the NPA seems to have contributed to the improvements on sexual offences cases.

Government has deployed 161 intermediaries spread over all dedicated sexual offences courts and also installed 324 closed circuit TV systems, 49 one-way mirrors and established 222 child testifying rooms.

The SAPS has refurbished victim-friendly rooms at police stations. The rooms offer privacy to victims so that they are interviewed and have statements taken confidentially. The number of established victim-friendly rooms are 989 nationwide.

More than 6 000 members within the Family Violence, Child Protection and Sexual Offences

units nationally have also been trained by the SAPS on various aspects of dealing with sexual offences.

The department officially launched a Sexual Offences Court at the Durban Magistrate's Court in November 2015. The court is one of the 57 that have been upgraded to provide sufficient support to victims of sexual crimes. The launch is in line with the department's efforts to promote a justice system that is victim-friendly, efficient and sensitive to the needs of victims.

Sexual offences courts provide specialised victim-support services that are intended to improve the effectiveness of witnesses in court and reduce turnaround time in the finalisation of sexual offences matters.

### Rules Board for Courts of Law

The Rules Board for the Courts of Law may review existing rules of Court to efficient, expeditious and uniform administration of justice in the Supreme Court of Appeal, High Courts and Magistrates' Courts.

Subject to the approval of the Minister, it may enact, amend or repeal rules for the above courts.

The board is headed by a Constitutional Court judge and includes experts in procedural law drawn from the judiciary, legal profession and academic institutions.

Its mandate includes:

- improving and modernising the rules of Courts in accordance with technological changes and constitutional imperatives
- addressing challenges to the constitutionality of specific rules and effecting amendments precipitated by such challenges
- simplifying the Courts' rules to promote access to justice
- harmonising rules of superior and Lower Courts
- reviewing the civil justice system to address inadequacies
- conducting legal and comparative research to determine viable solutions
- stimulating discussion with role players and interested and/or affected parties in the process of amending rules
- unifying and harmonising rules, regulations and procedures to transform the Courts and to make justice accessible to all.

### Judicial Service Commission

The JSC selects fit and proper people for appointment as judges and investigates complaints about judicial officers. It also advises government on any matters relating to the judiciary or

to the administration of justice.

When appointments have to be made, the JSC publishes a notice giving details of the vacancies that exist and calls for nominations. It shortlists suitable candidates and invites them for interviews.

Professional bodies and members of the public have the opportunity to comment prior to the interviews or to make representations concerning the candidates to the commission.

The interviews are conducted in public, after which the commission deliberates and makes its decisions in private. Its recommendations are communicated to the President, who then makes the appointments.

In terms of the Constitution, the President, in consultation with the commission, appoints the chief justice and the deputy chief justice, and the president and deputy president of the Supreme Court of Appeal.

The President appoints other judges on the advice of the commission.

In the case of the chief justice and the deputy chief justice, the leaders of parties represented in the National Assembly are also consulted.

### Commission for the Promotion and Protection of the Rights of Cultural, Religious and Linguistic Communities (CRL Commission)

The CRL Commission's role of fostering social cohesion remains relevant as democracy continues to grow in South Africa. It is incumbent upon the CRL Commission to develop peace, friendship, humanity, tolerance and national unity among cultural, religious and linguistic communities. Its mandate is to make sure that democracy manifests itself in all aspects of the lives of South Africans.

There are still communities that feel marginalised because they are not part of mainstream religions. However, most South Africans have gained awareness of their language rights and are beginning to make demands for better recognition.

### Magistrates' Commission

The Magistrates' Commission ensures that the appointment, promotion, transfer or discharge of, or disciplinary steps against, judicial officers in the Lower Courts take place without favour or prejudice, and that the applicable laws and administrative directions in connection with such actions are applied uniformly and correctly.

In terms of the Magistrates' Act of 1993, the Minister appoints a magistrate after consul-

tation with the Magistrates' Commission. The commission also investigates grievances and complaints about magistrates and submits reports and recommendations to the Minister, who in turn tables them in Parliament.

The commission has established committees to deal with appointments, misconduct, disciplinary inquiries and incapacity, grievances, salary and service conditions, and the training of magistrates.

A total 162 magistrates were appointed in 2015, and the racial and gender break down reflects 67 African females (41%); 40 African males (24%); 11 coloured males (7%); 11 white females (7%), 10 coloured females (6%), nine Indian males (6%), 9 Indian females (6%), and five white males (3%).

### South African Board for Sheriffs

Significant strides have been made in transforming the sheriff's profession in the country. Sheriffs have an important role in the CJS, as they act as a third party to serve court process and execute the warrants and orders of the court, which are issued in terms of the regulations of the different courts.

### South African Human Rights Commission

As the independent national human rights institution, the SAHRC was created to support constitutional democracy by promoting, protecting and monitoring the attainment of everyone's human rights in South Africa without fear, favour or prejudice.

The values of the SAHRC are integrity, honesty, respect, objectivity, the Batho Pele principles, and equality.

Each year, the SAHRC requires relevant organs of State to provide it with information on the measures taken towards the realisation of the rights contained in the Bill of Rights concerning housing, healthcare, food, water, social security, education and the environment.

The SAHRC has additional powers and functions prescribed by specific legislative obligations in terms of the Human Rights Commission Act of 1994; the Paia of 2000, and the Equality Act of 2000.

The commission has to:

- promote awareness of the statutes
- monitor compliance with the statutes
- report to Parliament in relation to these statutes
- develop recommendations on persisting challenges related to these statutes and any necessary reform.

The SAHRC is actively involved in ensuring the ratification of international and regional human-

rights instruments by advocating for the domestication of human-rights instruments.

At international level, the SAHRC is recognised by the UN Office of the High Commissioner for Human Rights as an A-status national human rights institution. As an A-status institution, the SAHRC has adhered to the Paris Principles, which are the guiding principles that set out the nature and functioning of a national human rights institution.

The SAHRC deals with a wide range of human rights complaints.

### Public Protector

The President appoints the Public Protector on recommendation of the National Assembly and in terms of the Constitution, for a non-renewable period of seven years.

The Public Protector is subject only to the Constitution and the law, and functions independently from government and any political party. No person or organ of State may interfere with the functioning of the Public Protector.

The Public Protector has the power to report a matter to Parliament, which will debate it and ensure that the Public Protector's recommendations are followed.

Section 182 of the Constitution mandates the Public Protector to:

- investigate any conduct in State affairs, or in the public administration in any sphere of government, that is alleged or suspected to be improper or to result in any impropriety or prejudice
- report on that conduct
- take appropriate remedial action
- be accessible to all people and communities.

The Public Protector has additional legislative powers contained in about 16 statutes. It must resolve disputes or grievances involving the State through mediation, consultation, negotiation and any other remedies. It also has a mandate to enforce executive ethics, the Paia of 2000, the Protected Disclosures Act, 2000 (Act 26 of 2000), and the Prevention and Combating of Corrupt Activities Act, 2004 (Act 12 of 2004).

The only matters excluded from the mandate of the Public Protector are court decisions, judicial functions and matters outside the public sector.

### South African Judicial Education Institute

The SAJEI Act of 2008, established the institute to provide independent judicial education for judicial officers.



The SAJEI is responsible for the formal training of magistrates and legal practitioners in this legislation and other areas of judicial work.

Its purpose is to promote the independence, impartiality, dignity, accessibility and effectiveness of the courts by providing judicial education for judicial officers. In carrying out this function, the SAJEI is primarily directed and controlled by the judiciary. The institute provides education and training for aspirant and newly appointed judicial officers and ongoing legal education and training for experienced judicial officers.

### **Court services Legal practitioners**

The legal profession is divided into two branches – advocates and attorneys – that are subject to strict ethical codes.

Advocates are organised into bar associations or societies, one each at the seat of the various divisions of the High Court.

There are voluntary associations of advocates such as the General Council of the Bar and other formations of Independent Bars. There are four regional societies for attorneys, each made up of a number of provinces. A practising attorney is by the operation of the law a member of at least one of these societies, which promote the interests of the profession. The Law Society of South Africa is a voluntary association established to coordinate the various regional societies.

In terms of the Right of Appearance in Courts Act, 1995 (Act 62 of 1995), advocates can appear in any Court, while attorneys may be heard in all of the country's Lower Courts and can also acquire the right of appearance in the Superior Courts. The Attorneys Amendment Act, 1993 (Act 115 of 1993), provides for alternative routes for admission as an attorney.

All attorneys who hold an LLB or equivalent degree, or who have at least three years' experience, may acquire the right of audience in the High Court.

State law advisers give legal advice to ministers, government departments, provincial administrations and a number of statutory bodies. In addition, they draft Bills and assist the Minister concerned with the passage of Bills through Parliament. They also assist in criminal and constitutional matters.

### **Judicial system**

The Constitution of the Republic of South Africa, 1996, is the supreme law of the country and binds all legislative, executive and judicial organs of State at all levels of government.

The judicial authority in South Africa is vested in the courts, which are independent and subject only to the Constitution and the law. No person or organ of State may interfere with the functioning of the courts, and an order or decision of a court binds all organs of State and people to whom it applies.

The Constitution provides for the following Courts:

- Constitutional Court
- Supreme Court of Appeal
- High Courts, including any High Court of Appeal that may be established by an Act of Parliament to hear appeals from high courts
- Magistrates' courts
- any other court established or recognised in terms of an Act of Parliament, including any court of a status similar to either high courts or magistrates' courts.

Other courts include: Income tax Courts, the Labour Court and the Labour Appeal Court, the Land Claims Court, the Competition Appeal Court, the Electoral Court, divorce courts, small claims courts, Military courts and equality courts.

Decisions of the Constitutional Court, the Supreme Court of Appeal and the high courts are an important source of law. These courts uphold and enforce the Constitution, which has an extensive Bill of Rights binding all State organs and all people.

The courts are also required to declare any law or conduct that is inconsistent with the Constitution to be invalid, and develop Common Law that is consistent with the values of the Constitution, and the spirit and purpose of the Bill of Rights.

### **Constitutional Court**

The Constitutional Court is the highest court in all constitutional matters. It is the only court that may adjudicate disputes between organs of State in the national or provincial sphere concerning the constitutional status, powers or functions of any of those organs of State, or that may decide on the constitutionality of any amendment to the Constitution or any parliamentary or provincial Bill.

The Constitutional Court makes the final decision on whether an Act of Parliament, a provincial Act or the conduct of the President is constitutional.

It consists of the Chief Justice of South Africa, the Deputy Chief Justice and nine Constitutional Court judges.

### Supreme Court of Appeal

The Supreme Court of Appeal, situated in Bloemfontein in the Free State, is the highest court in respect of all matters other than constitutional ones. It consists of the President and Deputy President of the Supreme Court of Appeal, and 23 other judges of appeal. The Supreme Court of Appeal has jurisdiction to hear and determine an appeal against any decision of a High Court. Justice Lex Mpati is the President of the Supreme Court of Appeal.

Decisions of the Supreme Court of Appeal are binding on all courts of a lower order, and the decisions of high courts are binding on magistrates' courts within the respective areas of jurisdiction of the divisions.

In June 2015, President Zuma appointed Justices Nambitha Dambuzza and Rammaka Mathopo to the Supreme Court of Appeal in Bloemfontein.

### High courts

A High Court has jurisdiction in its own area over all persons residing or present in that area. These courts hear matters that are of such a serious nature that the lower courts would not be competent to make an appropriate judgment or to impose a penalty.

Except where a minimum or maximum sentence is prescribed by law, their penal jurisdiction is unlimited and includes handing down a sentence of life imprisonment in certain specified cases.

There are 13 high courts:

- the Eastern Cape High Court has four branches, located in Grahamstown, Port Elizabeth, Mthatha and Bhishe.
  - the Free State High Court in Bloemfontein
  - Gauteng has two high courts, one in Pretoria (North Gauteng) and one in Johannesburg (South Gauteng).
  - KwaZulu-Natal also has two High Courts, in Pietermaritzburg and in Durban.
  - the Limpopo High Court in Polokwane.
  - the Northern Cape High Court in Kimberley.
  - the North West High Court in Mafikeng.
  - the Western Cape High Court in Cape Town
- During the 2015/16 financial year, the High Courts maintained a 90% conviction rate with 910 convictions, exceeding the target by 3%.

### Specialist high courts

The following specialist high courts exercise national jurisdiction:

- The Labour Court and Labour Appeal Court in Braamfontein, Gauteng, which adjudicate over labour disputes and hear labour appeals,

respectively.

- The Land Claims Court, in Randburg, Gauteng, which hears matters on the restitution of land rights that people lost after 1913 as a result of racially discriminatory land laws.
- The Competition Appeal Court, situated in Cape Town, which deals with appeals from the Competition Tribunal.
- The Electoral Court, situated in Bloemfontein, which sits mainly during elections to deal with associated disputes.
- The Tax Court, situated in Pretoria, which deals with tax-related matters, including non-compliance with tax obligations.

### Circuit local divisions

These itinerant Courts, each preside over by a judge of the provincial division, periodically conduct hearings at remote areas outside the seat of the High Court designated by the Judge President of the provincial division concerned. This is with a view to enhancing access to justice.

### Regional courts

Regional courts are established largely in accordance with provincial boundaries with a Regional Court division for each province to hear matters within their jurisdiction. There are nine Regional Court presidents and 351 Regional Court magistrates.

The regional courts by virtue of the Jurisdiction of Regional Courts Amendment Act, 2008 (Act 31 of 2008), adjudicate civil disputes.

The divorce courts were subsumed under the Regional Court divisions. The Divorce Court rules made under Section 10(4) of the Administration Amendment Act, 1929 (Act 9 of 1929), were repealed from 15 October 2010. The regional courts therefore started adjudicating divorce matters from 15 October 2010. This has addressed the jurisdictional challenges in terms of which litigants have to travel to remote courts to get legal redress.

In the medium to long term, the Jurisdiction of Regional Courts Amendment Act of 2008, will reduce the workload in the high courts. In this way, divorce and other family-law matters and civil disputes of an amount determined from time to time is within the jurisdiction of regional courts. This means that attorneys have the opportunity to represent their clients in matters where they ordinarily brief counsel, thus reducing the cost of litigation and increasing access to justice.

In the 2015/16 financial year, the regional courts maintained a 78% conviction rate with 24 958 convictions, which represents the highest rate in the past decade. The target of 74% was

not only exceeded by 5% but also improved by 1% compared to the previous financial year.

### Magistrates' Courts

Magistrates' courts form an important part of the judicial system as it is where ordinary people come into contact with the justice system daily.

For this reason, that the bulk of the department's budget and resources are concentrated here. Jointly with the Chief Justice, the department implements programmes aimed at supporting these courts. One such intervention is backlog courts. In the DoJ&CD's Strategic Plan 2013 – 2018, 24 of the 90 Branch Courts were identified for rehabilitation into full-service courts by 2014.

The department increased the civil jurisdiction of magistrates' courts and regional courts beyond their R100 000 and R300 000 thresholds, respectively.

This is with a view to widening access to justice as more people will be able to access the magistrate's courts where it is cheaper and faster to obtain a legal recourse compared to the high courts.

In terms of the Magistrates' Act of 1993, all magistrates in South Africa fall outside the ambit of the Public Service. The aim is to strengthen the independence of the judiciary.

Full jurisdiction was conferred to courts in rural areas and former black townships that exercise limited jurisdiction and depend entirely on the main courts in urban areas to deliver essential justice services.

New equipment included the digital court system for recording of proceedings in active court rooms and an audio visual remand system, which links to the DCS for facilitation of postponements and other matters via video conference.

The Regional and High Court rooms are fitted with CCTV equipment, two-way facilities and waiting rooms for facilitation of sexual offences cases involving minors.

The new court building will bring dignity to the manner in which justice services are administered in the communities of Inanda, Phoenix, KwaMashu, Ntuzuma and surrounding areas, especially since services at the old Court site were limited.

Through the construction of courts, the right of everyone to have any dispute resolved by the application of the law in a fair public hearing before a Court is guaranteed.

### Small claims courts

Small claims courts were established to adjudicate small civil claims. They were created to eliminate the time-consuming adversary procedures before and during the trial of these claims.

The limit of cases involving civil claims in these courts is R15 000. By August 2015, there were 345 small claims courts.

The vast majority of the new courts and places of sitting are in rural areas and former black group areas.

The goal of having a Small Claims Court in every magisterial district is in sight. Gauteng and Mpumalanga have already achieved this.

The number of people enjoying the benefits of access to justice through small claims courts has increased steadily.

Establishing these courts depends partly on the number of dedicated women and men who volunteer their services as commissioners or as Advisory Board members.

The Small Claims Court Model is an effective dispute resolution mechanism, which contributes towards the realisation of the department's mandate to ensure access to justice for all.

### Labour courts and labour appeal courts

The labour courts have the same status as high courts. The labour courts adjudicate matters relating to labour disputes between employers and employees. Labour courts are mainly guided by the Labour Relations Act, which deals with matters such as unfair labour practices; for example: dismissing an employee without giving notice.

Labour courts can order an employer or employee or union to stop committing an unfair labour practice. Labour courts are empowered to give jobs back to employees who have lost their jobs unfairly. Labour appeal courts hear appeals against decisions in labour courts and they are the highest courts for labour appeals.

### Equality courts

The right to equality is protected by law in the Equality Act of 2000 and the Employment Equity Act, 1998 (Act 55 of 1998). The two Acts work in synergy. The Equality Act of 2000 aims to:

- prevent and prohibit unfair discrimination and harassment
- promote equality
- eliminate unfair discrimination
- prevent and prohibit hate speech.

The Act also provides for:

- remedies for victims of any of the above
- compliance with international law obligations, including treaty obligations
- measures to educate the public and raise public awareness about equality.

The department is engaged in the Access to Justice and Promotion of Constitutional Rights Programme.

This programme was developed under the framework of the *European Union (EU)/South Africa Country Strategy Paper and National Indicative Plan*, which set out South Africa's development strategy between 2007 and 2013 and identifies the areas to be funded by the EU.

The aim of the programme is to contribute to the promotion, protection and realisation of rights established in the Constitution through the following three key performance areas:

- improving access to justice
- raising awareness of rights
- strengthening participatory democracy.

### Traditional courts

There are Traditional Courts (formerly chiefs' courts) in traditional community areas in rural villages. The judicial functions of traditional leaders are regulated in terms of the Repeal of the Black Administration Act and Amendment of Certain Laws Act, 2005 (Act 28 of 2005).

### Land claims courts

It specialises in dealing with disputes that arise out of laws that underpin South Africa's land reform initiative.

These are the Restitution of Land Rights Act, 1994 (Act 22 of 1994) the Land Reform (Labour Tenants) Act, 1996 (Act 486 of 1994) and the Extension of Security of Tenure Act, 1997 (Act 62 of 1997).

The Land Claims Court has the same status as the high courts. Any appeal against a decision of the Land Claims Court can be lodged with the Supreme Court of Appeal, and if applicable, the

In 2015, the Department of Justice and Constitutional Development (DOJ&CD) initiated a radio programme called Let's Talk Justice: Live Your Rights to raise awareness of justice services and constitutional rights. The programme broadcasted live on 65 community radio stations across the country every Thursday between 18:05 and 19:05 from July 2015 to February 2016. The show was expected to commence again on 9 June 2016 with another 26 episodes of discussion and interaction on various topics in the justice sector that affect communities everyday.

The DOJ&CD was able to reach well over 1,4 million listeners countrywide in 2015.

Constitutional Court.

The Land Claims Court can hold hearings in any part of the country if it believes this will make it more accessible and it can conduct its proceedings in an informal manner if this is appropriate, although its main office is in Randburg.

### Community courts

South Africa has established community courts on a pilot basis to provide speedy resolution of certain types of community offences. These courts focus on restorative justice processes, such as diverting young offenders into suitable programmes.

These courts seek to assist the country's court case backlog. Community courts are normal district magistrates' courts that assist in dealing with matters in partnership with the local community and businesses.

The business community and other civil-society formations have contributed significantly to the establishment and sustainability of these courts.

Thirteen community courts have been established. Four are fully operational and were formally launched in Hatfield, Gauteng; and Fezeka (Gugulethu), Mitchells Plain and Cape Town in the Western Cape.

Another nine pilot sites commenced in Durban (Point) and KwaMashu in KwaZulu-Natal; Mthatha, Eastern Cape; Bloemfontein and Phuthaditjhaba in the Free State; Thohoyandou in Limpopo; Kimberley in the Northern Cape; and Hillbrow and Protea (Lenasia) in Gauteng.

Lessons from the pilot sites will assist in finalising the policy and legislative framework that will institutionalise Community Courts as a permanent feature of the judicial system.

### Courts for income-tax offenders

In October 1999, Sars opened a criminal courtroom at the Johannesburg Magistrate's Office, dedicated to the prosecution of tax offenders.

The court deals only with cases concerning failure to submit tax returns or to provide information requested by Sars officials.

It does not deal with bigger cases such as tax fraud. Another Sars Court operates twice a week at the Roodepoort Magistrate's Office.

### Criminal jurisdiction of the respective courts

Apart from specific provisions of the Magistrates' Courts Act of 1944 or any other Act, jurisdiction regarding sentences imposed by District Courts is limited to imprisonment of not more than three



years or a fine not exceeding R60 000.

A Regional Court can impose a sentence of not more than 15 years' imprisonment or a fine not exceeding R300 000. During the 2015/16 financial year, the district courts achieved a rate of 95% with 263 377 convictions and exceeded the target by 7% while a marginal improvement of 1% was also achieved.

A Magistrate's Court has jurisdiction over all offences except treason, murder and rape. A Regional Court has jurisdiction over all offences except treason. However, the High Court may try all offences.

Depending on the gravity of the offence and the circumstances pertaining to the offender, the Directorate of Public Prosecutions decides in which court a matter will be heard and may even decide on a summary trial in the High Court.

The sentencing of "petty" offenders to do community service as a condition of suspension, correctional supervision or postponement in appropriate circumstances, has become part of an alternative sentence to imprisonment.

### Sexual offences courts

In responding to the problem of sexual offences, special sexual offences courts were set up across the country. They are built in a way that children and victims get the necessary care, respect and support at the court.

There is a waiting room to make sure that the woman or child, who is a victim of rape, does not come in contact with the accused. Toys are also available to make sure a relaxed atmosphere is created for a child. In some cases television is used to make sure that evidence by the victim is given in a comfortable way.

### Areas of legislation

#### Sexual offences

The Criminal Law (Sexual Offences and Related Matters) Amendment Act of 2007, provides a legal framework to support an integrated approach to the management of sexual offences, thereby aiming to reduce secondary trauma to victims of such crimes.

#### National Register for Sexual Offenders (NRSO)

The department has developed the NRSO, which was deployed in 195 courts. The NRSO was established by an Act of Parliament in 2007.

It is a record of names of those found guilty of sexual offences against children and mentally disabled people.

The NRSO gives employers in the public or private sectors such as schools, crèches and

hospitals the right to check that the person being hired is fit to work with children or mentally disabled people. The NRSO is not open to the public and is kept confidential. Anyone found guilty of sexual offences against children and mentally disabled people is put on the NRSO.

### Maintenance

The main objective of the Maintenance Act of 1998 is to facilitate the securing of maintenance money from parents and/or other persons able to maintain maintenance beneficiaries, mainly children, who have a right to maintenance.

Parents and/or guardians must maintain children in the proportion in which they can afford. Therefore, both parents and/or sets of families need to take responsibility for the maintenance of the child or children concerned.

From the 369 maintenance courts nationwide, the department registers about 200 000 new maintenance complaints a year. To reduce the maintenance queues at courts, the department installed technology to process payments through electronic financial transfers to replace the card-based manual system. The courts are also increasingly making orders for payments to be deposited directly into the accounts of beneficiaries.

Through the Guardian's Fund, the department contributes substantially to poverty alleviation.

### Maintenance Turnaround Strategy: Project Kha Ri Unde

Project Kha Ri Unde is one of the subprojects of the Maintenance Turnaround Strategy. This is a three-year project aimed at reducing the turn-around times in service delivery from the entry point into the maintenance system up to the issuing of a maintenance order.

### Domestic violence

The rigorous steps the JCPS cluster is taking to root out gender-based violence is the adoption of zero-tolerance towards rape, violation of the rights of lesbian, gay, bisexual, transgender and intersex people and other forms of violence towards women and children.

The Ndabezitha Project with the NPA trains traditional leaders and clerks of the Court in domestic-violence matters in rural areas. This includes the development of a safety tool and intersectoral statistical tool by the NPA and the DoJ&CD.

The department engaged in research methodology called the 10-Year Review of Implementation of the Domestic Violence Act of 1998 aimed at taking stock of all initiatives and



projects in courts and the CJS to address the reduction and prevention of domestic violence.

The Protection from Harassment Act, 2011 (Act 17 of 2011), is the first specific legislation to address sexual harassment in the Southern African Development Community (SADC) region. The essence of the Act is to provide a quick, easy and affordable civil remedy in the form of a protection order for incidences of stalking. The legislation arose out of a SALRC investigation into the legal framework governing stalking and domestic violence.

A key component of the Act is that it seeks to cover all forms of stalking, not just that involving people engaged in a relationship.

A protection order can be issued instructing the harasser to cease harassment.

The Act sets out how a complainant is to apply for a protection order and the procedure to be followed in granting one. The legislation also provides for the issuing of an interim protection order without the knowledge of the respondent, given certain conditions.

A victim of cyberstalking can apply to a Court for an interim protection order even when the identity of the alleged stalker is unknown. The law will also empower the police to investigate a stalker to identify the perpetrator even before a victim launches an application for a protection order.

### Human trafficking

Human trafficking has become a focus of attention in the country following the introduction of the new visa requirements for children travelling through South Africa's ports of entry in June 2015.

The Prevention and Combating of Trafficking in Persons Act, 2013 (Act 7 of 2013), which commenced in August 2015, defines trafficking to include the recruitment, transportation, sale or harbour of people by means of force, deceit, the abuse of vulnerability and the abuse of power for exploitation.

South Africa has for the first time a single statute, which addresses the scourge of trafficking in persons holistically and comprehensively.

Besides creating the main offence of trafficking in persons, the legislation creates offences such as debt bondage; the possession, destruction and tampering with travel documents and using the services of victims of trafficking all of which facilitate innocent persons becoming victims of this modern day form of slavery.

The legislation gives effect to South Africa's

international obligations in terms of a UN Protocol.

South Africa fully recognises the existence of human trafficking and smuggling activities. These crimes are mostly perpetuated by transnational syndicates, hence the calls from many states for regional and international cooperation as well as the introduction of aligned legislation and immigration procedures.

In order to address those challenges, Member States require fair, responsible, ethical and efficient criminal justice systems and crime prevention strategies that contribute to sustainable economic and social development. It also imposes a responsibility on States to work together.

These scourges have also had a negative impact on the people of South Africa, and we therefore fully support the United Nations' promotion of the objectives relating to the continued and focused national and international prevention and combating of these crimes.

In South Africa, migration and human trafficking remain to be the result of a complex set of interrelated push-and-pull factors. On the "push" side factors such as poverty, a lack of opportunities, dislocations from family and community, gender, racial and ethnic inequalities and the break-up of families are all relevant. The "pull" factors include the promise of a better life, consumer aspirations and lack of information on the risks involved, established patterns of migration, porous borders and fewer constraints on travel.

As a result of these factors, South Africa has become a source, transit and destination country for trafficked and smuggled men, women and children. South African girls are trafficked or smuggled for the purposes of commercial sexual exploitation and domestic servitude, while boys are trafficked or smuggled for use in street vending, food service and agriculture.

Despite law-enforcement activities, child sex tourism remains prevalent in a number of South Africa's cities. Women and girls from other African countries, such as Angola and Mozambique, but also from beyond the region, as far as Ethiopia and Senegal, are furthermore trafficked to South Africa for commercial sexual exploitation, domestic servitude and other jobs in the service sector.

Occasionally, these women are trafficked onward to Europe for sexual exploitation. Thai, Chinese and European women are, however, also trafficked/smuggled to South Africa for debt-bonded commercial sexual exploitation.

Young men and boys from Mozambique, Zimbabwe and Malawi are trafficked/smuggled to South Africa for farmwork.

Organised criminal groups – including Nigerian, Chinese, and Eastern European syndicates, local gangs and corrupt official – facilitate trafficking and smuggling of persons into and within South Africa, particularly for the purpose of commercial sexual exploitation.

The Prevention and Combating of Trafficking in Persons Act of 2013 deals comprehensively with human trafficking in all its various forms and in particular provides for the protection of and assistance to victims of trafficking.

Persons engaged with trafficking will be liable on conviction to a severe fine or imprisonment, including imprisonment for life or such imprisonment without the option of a fine or both.

Other existing laws being used to prosecute traffickers include the Children's Act, 2005 (Act 38 of 2005), which provides for the criminalization of the trafficking of children, whilst the Criminal Law Sexual Offences and Related Matters Amendment Act, 2007 (Act 32 of 2007), contains provisions which criminalise trafficking in persons for sexual purposes.

South Africa has also been successful in using the racketeering offences in the POCA of 1998 to deal with criminal organisations involved in trafficking.

Under the common law, depending on the circumstances of each case, persons suspected of trafficking could be charged with kidnapping, common assault, assault with intent to do grievous bodily harm, extortion, attempted murder and murder.

Those involved in acts of trafficking in persons may be prosecuted using other acts that include the Immigration Act, 2002 (Act 13 of 2002), the Basic Conditions of Employment Act, 1997 (Act 75 of 1997), the Intimidation Act, 1982 (Act 72 of 1982), the Domestic Violence Act of 1998, and the Films and Publications Act, 1996 (Act 65 of 1996).

### Transforming the judiciary

The department has made significant strides in its quest to transform the judiciary.

By mid-2016, of the 242 judges in South Africa, 86 were women. Regarding racial demographics, there were 39 African judges, 11 coloured, 11 Indian and 25 white.

The limited number of women who advance to the bench has been attributed to the low number of female legal practitioners in comparison to their male counterparts.

At the end of April 2016, of the 2 826 members registered as practising advocates on the roll of the General Council of the Bar, only 742 were women.

### State Legal Services

The purpose of this programme is to provide legal and legislative services to government, supervise the administration of deceased and insolvent estates and the Guardian's Fund, prepare and promote legislation and undertake research in support of this.

This programme is mainly aimed at transforming justice, the State and society. It deals with the following functions:

- constitutional development
- legislative development (including conducting legal research)
- the provision of legal advisory services to other organs of State (including Parliament)
- providing litigation services to protect the organs of State
- the provision of probate services
- administration of the Guardian's Fund
- regulation of insolvency and liquidation systems.

The State Legal Services Programme's objectives include:

- improving service delivery at the Master's Office service points
- increasing efficiency in the provision of services to beneficiaries of the Guardian's Fund, trusts, and insolvent and deceased estates
- promoting constitutional development and the strengthening of participatory democracy to ensure respect for fundamental human rights
- improving the provision of legal services to State organs
- improving the policy and legislative framework for the effective and efficient delivery of justice

At the 5th Moot Court Competition held at the Constitutional Court in Johannesburg on 11 October 2015, two girl learners, Claire Rankin and Clara-Marie Machekeke from Springfield Convent School in the Western Cape, won bursaries to study law at any university of their choice in South Africa.

The competition was created, among others, to empower and encourage young South Africans, especially those in Grades 10 and 11, to understand and relate to human rights concepts, values and principles.

Another objective of this competition is to encourage learners from previously disadvantaged schools to pursue careers in law. This competition provides a unique opportunity for learners to develop their research, writing skills, to learn to structure a legal argument and analyse cases.

services.

The State Legal Services Programme is divided into the following subprogrammes:

- Legislative Development, the Law Reform Commission and the Rules Boards for Courts of Law, prepare and promote legislation, conduct research and administer the Constitution.
- The Master of the High Court funds the Masters' Offices, which supervise the administration of deceased and insolvent estates, trusts, curatorships and the Guardian's Fund.
- Litigation and Legal Services provides attorney, conveyance and notary public services to the executive, all State departments, parastatals and other government bodies through the Office of the State Attorney, and provides legal support to the department and the ministry.
- State Law Advisers provides legal advisory services to the executive, all State departments, parastatals and autonomous government bodies.

### Master of the High Court

The Master of the High Court serves the public in respect of:

- deceased estates
- liquidations (insolvent estates)
- registration of trust's, tutor's and curator's administration of the Guardian's Fund (minors and mentally challenged persons).

The Master's Office has five main divisions, which are all aimed at protecting the financial interests of people whose assets or interests are, for various reasons, managed by others.

As part of the Turnaround Strategy in the Master's Office, there has been a special focus on training frontline officials. The Master's Office is also investigating methods to deliver a more efficient and effective service to the public through the Internet.

Through its 15 offices across the country, the Master of the High Court finalised a total of 275 657 cases, inclusive of matters involving insolvencies, the formation of trusts, the deceased estates and payments of the Guardian's Fund.

### Office of the Family Advocate

The role of the Family Advocate is to promote and protect the best interests of the children in civil disputes over parental rights and responsibilities.

This is achieved by monitoring pleadings filed at court, conducting enquiries, filing reports, appearing in court during the hearing of the appli-

cation or trial, and providing mediation services in respect of disputes over the parental rights and responsibilities of fathers of children born out of wedlock.

In certain instances, the Family Advocate also assists the courts in matters involving domestic violence and maintenance. The sections of the Children's Act of 2005 that came into operation on 1 July 2007 have expanded the Family Advocate's responsibilities and scope of duties, as the Act makes the Family Advocate central to all family-law civil litigation.

Furthermore, litigants are obliged to mediate their disputes before resorting to litigation. Unmarried fathers can approach the Family Advocate directly for assistance without instituting any litigation.

Children's rights to participate in, and consult on, decisions affecting them have been entrenched, and the Family Advocate is the mechanism whereby the voice of the child is heard.

### Truth and Reconciliation Commission

The TRC was dissolved in March 2002 by way of proclamation in the *Government Gazette*. The TRC made recommendations to government regarding reparations to victims and measures to prevent the future violation of human rights and abuses experienced during the apartheid years.

Government approved four categories of recommendations in June 2003 for implementation, namely:

- final reparations
- TRC-identified victims
- symbols and monuments
- medical benefits and other forms of social assistance
- community rehabilitation.

### Child justice

#### Children's Act of 2005

The Department of Social Development (DSD) is the lead department for the implementation of the Children's Act of 2005. The DoJ&CD's main responsibility is towards Children's Court operations relating to the Act.

The department developed a child-friendly Frequently Asked Questions (FAQ) link on its website. In addition, the department created an email address, [children@justice.gov.za](mailto:children@justice.gov.za), which the public may use to contact the department on issues relating to children.

The Children's Court is the DoJ&CD's principal legal mechanism to intervene and assist

children who are in need of care and protection. To gather statistics from the children's courts, the department developed the Children's Court Monitoring Tool. Data about matters coming to court relating to children in need of care is gathered monthly.

Section 14 of the Children's Act of 2005 states that every child has the right to bring a matter to the Children's Court.

This means that every Children's Court can serve as a direct entry point for a child to seek help and protection. Children's courts have been rendered highly accessible through the Act.

### Child Justice Act of 2008

The Child Justice Act of 2008, promotes and protects the constitutional rights of children in conflict with the law. The Act provides special measures, designed to break the cycle of crime and restore in these children a lifestyle that is law-abiding and productive.

The department established governance structures to ensure the effective intersectoral implementation of the Act. Nine provincial child justice forums are coordinating and monitoring the implementation of the Act at provincial level.

### Restorative justice

Restorative justice is a response to crime that focuses on the losses suffered by victims, holding offenders accountable for the harm they have caused, and building peace in communities.

Restorative justice strategies, programmes and processes in the CJS are in place to try and heal the harm caused by the crime or offence, from a holistic point of view, for the victim, the offender and the community concerned, which will lead towards rebuilding broken relationships and encouraging social justice and social dialogue.

Any restorative justice option is always voluntary for the victim involved. Therefore, such programmes and/or strategies will not be forced upon the victim of any crime or offence.

Alternative dispute resolution is defined as the disposal of disputes outside formal court proceedings. The processes and mechanisms may or may not include the restorative-justice approach.

### Court performance

This sub-branch of the DoJ&CD is responsible for:

- developing and monitoring processes and systems
- introducing case-flow management that faci-

litates efficient and effective court and case management

- developing and facilitating the implementation of a court-management policy framework
- evaluating the quality of services and performance within the courts
- facilitating the development of uniform performance standards to enhance institutional performance.

The Directorate: Court Efficiency's key priorities include:

- facilitating integrated case-flow management with stakeholders
- supporting the implementation of the *Re Aga Boswa* (meaning "We are renewing") and Court Capacitation projects
- facilitating the implementation of multilingualism in courts and developing indigenous languages in line with constitutional imperatives
- facilitating the securing of standardised transcription services for courts across all regions, rendering case-management business intelligence support to information system management in the development of information technology (IT) tools and systems, and supporting initiatives for the effective management of court records.

The directorate assists in Court capacitation initiatives, namely:

- the UN Office on Drugs and Crime Court Integrity Project
- upgrading five Pilot Courts, namely Pretoria, Tembisa, Nelspruit, Mkobola and Kimberley with notice boards, flat-screen television sets and DVD players
- providing integrity training to 120 departmental, 15 NPA and 15 judicial officers
- conducting audits on the management of court records
- facilitating activities on the Court Capacitation National Centre for State Courts Project in consultation with all other stakeholders such as chief directors and regional heads
- engaging human resources and the Safety and Security Sector Education and Training Authority and securing learnership programmes for court interpreters
- engaging in legislation development and finalising the legislative and operational framework for implementing and institutionalising the lay assessor system.

### Integrated Case-Flow Management Framework

The DoJ&CD and participants from other partner organisations is developing an enhanced



version of case-flow management in the court environment.

To eradicate case-flow blockages workable solutions were adopted. These include:

- continuous cooperation of stakeholders to implement and maintain case-flow management at all courts
- establishing judicial leadership and case-flow management buy-in processes in the lower and higher courts in the form of case-flow management forums
- facilitating and monitoring the creation of case-flow management governance structures to sustain productivity in the courts' environment
- maintaining case-flow management.

Systems that support case-flow management in the courts include the Integrated Case Management System (ICMS). This system spans all disciplines of cases administered in the justice environment.

The ICMS draws on several core modules to perform basic functions such as information warehousing, case numbering and document scanning. The specific functionality for each court and office are then built on these foundations.

The further development of the ICMS Masters System aims to create a Paperless Estate Administration System for the Master's Office. This system will computerise the administration process in deceased estates, as all documentation will be scanned and stored electronically.

### Audio-Visual Remand System

The Video Remand Solution has been implemented at 47 courts and 22 correctional facilities. The development in this area of support to case-flow management for the courts has brought about a significant improvement in the movement of cases through the use of technology.

### Case-Reduction Backlog Project

The JCPS cluster departments have introduced the case backlog reduction intervention, which reducing the number of backlog cases in the Regional and District Courts, providing additional capacity to the backlog priority sites. The backlog intervention ensures that the inflow of the number of new cases is balanced by the number of matters concluded. The project deliverables have been integrated into the outputs of the JCPS Cluster Delivery Agreement.

The department provided resources in the form of infrastructure, court personnel, the judiciary, magistrates and budget in support of the prosecution and judiciary to remove these cases from the backlog roll.

### Integrated Justice System

The Integrated Justice System aims to increase the efficiency and effectiveness of the entire criminal justice process by increasing the probability of successful investigation, prosecution, punishment for priority crimes and, ultimately, rehabilitation of offenders. Further issues receiving specific attention include overcrowding in prisons and awaiting-trial prisoner problems, as well as bail, sentencing and plea-bargaining.

Government wants to eliminate duplication of services and programmes at all levels.

The benefits of proper alignment include:

- less duplication of services
- the effective use of scarce and limited resources and skills
- joint strategic planning and a planned approach instead of simply reacting to problems.

The JCPS cluster has structured itself to focus on two main areas of responsibility, namely operational and developmental issues relating to the justice system, and improving the safety and security of citizens.

### International legal relations

The main functions of the Chief Directorate: International Legal Relations in the DoJ&CD is to identify and research legal questions that relate to matters pertaining to the administration of justice between South Africa and other countries/bodies/institutions.

The chief directorate is involved in direct liaison and negotiations at administrative and technical level with foreign countries to promote international legal cooperation, and for the possible conclusion of extradition and mutual legal-assistance agreements. The chief directorate also aims to establish greater uniformity between the legal systems of southern African countries, especially within the SADC.

The chief directorate coordinates human rights issues at international level under the auspices of the UN and the AU.

The functions of the chief directorate are divided into eight broad categories:

- regular liaison on international legal matters with SADC countries
- coordinating all Commonwealth matters pertaining to the administration of justice
- interacting with the UN, the Hague Conference and the International Institute for the Unification of Private Law
- interacting with foreign countries outside the SADC region
- preparing Cabinet and Parliament documentation for the ratification of human rights



treaties, including report writing

- processing requests for extradition, mutual legal assistance in criminal matters, interrogatory commissions and service of process processing requests for maintenance in terms of the Reciprocal Enforcement of Maintenance Orders Act, 1963 (Act 80 of 1963).

Owing to the number of departments and/or institutions involved in the execution of extradition and mutual legal assistance requests, and taking into consideration that diplomatic channels are followed to transmit documents, delays are experienced from time-to-time.

Provisions are included in extradition and mutual legal assistance agreements to provide for direct communication between central authorities.

The drastic reduction in the turnaround time for the processing of these requests should be a clear indication to the rest of the world that South Africa will neither be a safe haven for fugitives nor a breeding ground for transnational organised crime.

### International Criminal Court (ICC)

South Africa remains committed to the global promotion of the rule of law, and will continue cooperating with the UN system to ensure the success of the international human rights architecture.

South Africa views the ICC as an important element in a new system of international law and governance.

### Office of the Chief Justice

The OCJ was established in 2010 with the objectives to:

- ensure that the Chief Justice can properly execute the mandate as both the head of the Constitutional Court and the head of the Judiciary;
- enhance the institutional, administrative and financial independence of the OCJ; and
- improve organisational governance and accountability, and the effective and efficient use of resources

During the 2015/16 financial year, in its maiden year, the OCJ was allocated a total budget of R1.657 billion, of which R873.7 million was allocated for judges' remuneration and benefits.

The 2015/16 financial year saw the OCJ receive a vote account for the first time. This is a major milestone towards full implementation of the Superior Courts Act, 2013 (Act 10 of 2013) which affirmed the Chief Justice as the head of the judiciary.

A number of senior posts, particularly within the court environment, were transferred to the OCJ to enable the office to function optimally within a short space of time. The DoJ&CD proceeded to create additional posts and close the capacity gap created.

### Legislation and policies

The OCJ derives its mandate from several pieces of legislation which include the following:

- Public Service Act, 1994 (Proclamation 103 of 1994), which provides for the organisation and administration of the Public Service.
- Public Finance Management Act, 1999 (Act 1 of 1999), which regulates financial management in the national government.
- Superior Courts Act of 2013, which empowers the Chief Justice to exercise responsibility over the establishment and monitoring of norms and standards for the exercise of judicial functions for all courts. The Minister of Justice and Correctional Services has, in terms of this Act, delegated certain powers and functions to the Secretary General (SG) of the OCJ for the purposes of providing administrative support functions to the Chief Justice and the Judiciary. This Act also regulates the allocation of financial resources of the OCJ and designates the SG as the Accounting Officer.
- Judges' Remuneration and Conditions of Employment Act, 2001 (Act 47 of 2001), which deals with the remuneration and conditions of employment of judges.
- JSC Act of 1994, which deals with the appointment of judges and support to the JSC.
- SAJEI Act of 2008, which provides for further training of judicial officers.
- Public Service Act Proclamation, 1994 (Act 104 of 1994): In March 2015, the Minister of Public Service and Administration, in terms of this Act, determined the functions relating to the administration of the Superior Courts transferred from the DOJ&CD to the OCJ.

### Department of Correctional Services

The mandate of the Department of Correctional Services is derived from the Correctional Services Act, 1998 (Act 111 of 1998), as amended; the Criminal Procedure Act (CPA), 1977 (Act 51 of 1977); the 2005 *White Paper on Corrections*; and the 2014 *White Paper on Remand Detention Management in South Africa*.

The legislation requires the department to

contribute to maintaining and promoting a just, peaceful and safe society by correcting offending behaviour in a safe, secure and humane environment, thus facilitating optimal rehabilitation and reduced repeat offending.

The strategic goals of the department are to ensure that:

- the efficiency of the justice system is improved through the effective management of remand processes
- society is protected through incarcerated offenders being secured and rehabilitated
- society is protected by offenders being reintegrated into the community as law-abiding citizens.

During 2015/16, the DCS successfully put 75 595 (74,30%) sentenced offenders through various correctional programmes. Significant achievements were recorded on parolees and probationers without violations. Of the 51 937 parolees, 98,78% (51 307/51 937) complied with their conditions, (an overachievement of 3,78%), and 98,65% (16 416/16 640) of probationers (an overachievement of 4.65%) remained violation-free.

Over the medium term, using the R36.9 billion allocated to the Incarceration Programme between 2015/16 and 2017/18, the department is expected to manage security operations for sentenced offenders and remand detainees; construct and upgrade facilities; profile inmates and compile needs based correctional sentence plans; and perform inmate administration functions, such as admissions and releases.

The department aims to reduce the number of escapes to 36 in 2017/18, and the number of inmates injured as a result of reported assaults to 5 546.

To improve adherence to basic security procedures, the department will provide security awareness sessions and ensure that correctional centre management is involved. Staff will also be provided with appropriate security equipment to enhance their ability to perform their security duties.

### Legislation and policies

In addition to its legislative mandate, the DCS is compelled by the Constitution to comply with the following rights in terms of the treatment of offenders:

- equality
- human dignity
- freedom and security of the person
- right to healthcare services
- children's rights

- right to education
- freedom of religion
- rights to humane treatment and to communicate with and be visited by family and next of kin.

Section 63A, Chapter 28 and Section 299A of the CPA of 1977 are of particular importance to the department. It provides for a procedure in terms of which the court may, on application by a head of a correctional centre and if not opposed by the Director of Public Prosecutions concerned, order the release of certain accused on warning in lieu of bail or order the amendment of the bail conditions imposed by that court on the accused.

Section 63A also forms the basis of a protocol between JCPS cluster departments to encourage the use of this provision to assist accused who do not pose a danger to society to be released from detention in circumstances where the bail set by the court cannot be afforded by the accused or his or her family.

Chapter 28 of the CPA of 1977 deals with sentencing and the entire chapter applies to the department's mandate. Offenders must be detained in accordance with the sentences handed down under this chapter.

The granting of parole and the conversion of sentences to correctional supervision is also done in accordance with this chapter, read together with the Correctional Services Act of 1998.

Section 299A of the CPA of 1977 regulates victim involvement in the decisions of parole boards.

The *White Paper on Corrections in South Africa* ushered in a start where prisons become correctional centres of rehabilitation and offenders are given new hope and encouragement to adopt a lifestyle that will result in a second chance towards becoming the ideal South African citizen.

The Second Chance Act repudiates the notion that recidivism reduction is best achieved through deterrent threats alone, and calls for the delivery of services to former prisoners not in a minimal or grudging way but in a systematic, progressive fashion.

It is a re-entry movement that could be classified as therapeutic jurisprudence, restorative justice and to some extent victims' rights.

The Act provides programmes and services that will aid rehabilitation efforts and encourage positive participation in society upon release.

It eliminates "invisible punishment" by excluding access to public benefits such as social

grants, general assistance, housing and jobs. The Act counters the effects of policies, which have made it extremely difficult for ex-offenders to re-enter the normative non-criminal community, and could explain why there are so many recidivists.

President Jacob Zuma has signed into law the Criminal Matters Amendment Act, 2015 (Act 18 of 2015). The Act amends the CPA of 1977. The amendments provide for changes to the law pertaining to infrastructure-related offences by making stricter provisions for the granting of bail, the sentencing of offenders and creating a new offence to criminalise damage to, tampering with or destruction of essential infrastructure which may interfere with the provision of basic services to the public.

The Act also aims to create a new offence relating to the essential infrastructure as well as amend the POCA of 1998.

## Budget

The adjusted allocation for the DCS for the 2015/16 financial year was R20.589 billion versus actual expenditure of R20.589 billion, which is 100% of the budget spent.

## Role players

### National Council for Correctional Services (NCCS)

The NCCS is a statutory body to guide the Minister of Correctional Services in developing policy relating to the correctional system and the sentence-management process.

### Judicial Inspectorate of Correctional Services

The Judicial Inspectorate of Correctional Services was established in 1998 with the statutory objective to facilitate the inspection of correctional centres so that the inspecting judge may report on the treatment of inmates and on conditions in correctional centres. The Judicial Inspectorate of Correctional Services is an independent office.

### Medical Parole Advisory Board

The Criminal Matters Amendment Act of 2011 provides for a new medical parole policy and correctional supervision. A Medical Parole Advisory Board was appointed in February 2012 to look into all seriously and terminally ill inmates who have submitted reports requesting to be released on medical grounds.

## Correctional Supervision and Parole Board

Correctional Supervision and Parole boards are responsible for dealing with parole matters and matters of correctional supervision. The Correctional Supervision and Parole boards have decision-making competency except:

- decisions regarding the granting of parole to people who are declared dangerous criminals in terms of Section 286A of
- the converting of sentences of imprisonment imposed in terms of Section 276 (A) (3) of the CPA of 1998 into correctional supervision
- decisions with regard to those sentenced to life imprisonment.

In such cases, recommendations are submitted to the courts that in turn will make decision in respect of conditional placement.

There are 52 Correctional Supervision and Parole Boards countrywide. These boards are chaired by community members who are regarded as suitable and capable of carrying out the responsibilities. The DCS provides the members with intensive training in respect of the processes, legislative implications and relative policies.

In addition, two members of the community are appointed as members of the board. Trained staff members of the DCS fill the positions of vice-chairperson and secretary. The board can also co-opt a representative of the SAPS and a representative of the DoJ&CD. However, if the representatives of SAPS and of DoJ&CD are not co-opted to participate in a board hearing, the chairperson of the board may request such departments to provide written inputs in respect of specific serious crimes.

## Programmes and projects

### Service Delivery Improvement Plan (SDIP)

Four key services form the basis of the SDIP. These are integrated into the department's strategic and operational plans. Regions report quarterly on:

- improving access of service providers and other stakeholders to correctional centres
- improving telephone and switchboard etiquette at all service points
- managing the payment of bail and fines at correctional centres
- improving the scheduling of visits to offenders to support family ties between offenders and their families.

Each year the department honours officials who excel in their tasks and go beyond the call of duty to ensure that quality service is delivered through the annual National Corrections

Excellence Awards.

The DCS was also part of the development of the *Training Manual on Innovation* at the Public Administration Leadership and Management Academy, in collaboration with the Centre for Public Service Innovation.

### The Gallows Memorial

The Gallows Memorialisation Project at the Pretoria Central Prison was initiated to honour those political prisoners who were hanged and serve as a reminder to future generations not to take their freedom for granted.

It comprises a memorial and a museum, which includes the death row block housing the gallows where an estimated 130 political prisoners were hanged between 1961 and 1989.

As part of the museum, the chapel at the gallows was renamed the Steve Biko chapel, in memory of all those who died in detention.

There is also a garden of remembrance.

A roll of honour with the names of all the political prisoners can be seen at the entrance to the gallows.

### Operation Vala

Operation Vala (meaning “close”) is a 50-day special festive-season security plan at South Africa’s 243 correctional centres, which includes:

- tightening security
- limiting offenders’ externally focused activities to essential services
- curtailing goods and products brought to facilities by families and friends
- conducting impromptu searches to eliminate illegal substances
- maintaining appropriate staffing levels as informed by local threat assessments by heads of correctional centres and area commissioners.

Without security, no rehabilitation can take place. The department adopted a minimum security standards policy with six key pillars, namely personnel, technology, information, operational, physical and management supervision of security.

As part of the Back to Basics campaign, tightening security measures at correctional centres will entail, amongst others:

- Drastic enhancing of security at all access control points;
- Increase in impromptu and periodic, internal and external patrols, and periodic spot checks, and cell counts, at irregular intervals/frequencies;
- Adequate staff deployment to ensure sufficient

managers and officials are on duty;

- Increased and intensified visitor searches at exit and entry points;
- Strict adherence to visitation times;
- Confinement and the minimization of movements of high-risk inmates;
- Deployment and increased visibility of emergency support teams, especially at high-risk centres where maximum and remand detainees are incarcerated;
- Limitation of unnecessary movement of inmates between sections and increased vigilance during offender escorts;
- Introduction of special security measures at strategic sections, including hospital sections and/or sections where religious, and social workers, are at risk in correctional centres;
- Effective management and immediate attention to inmate complaints;
- Active involvement of professional staff (social workers, medical staff, religious workers) to support inmates and staff; and
- Proactive handling and management of information received from inmates and/or other sources regarding planned escapes or other security threats.

### Operation Funda

Operation Funda (meaning “learn”) is one of the DCS’s flagship projects to enhance offenders’ access to education and training to equip them for effective and sustainable social reintegration.

Young people between the ages of 18 and 25 constitute 69% of the offender population. There are 13 dedicated youth facilities nationally.

The purpose of the correctional system is not punishment, but protection of the public, promotion of social responsibility and enhancing human development to prevent repeat offending or the return to crime.

The department insists that people who leave correctional centres must have appropriate attitudes, and competencies for them to successfully integrate back into society as law-abiding and productive citizens.

From April 2013, it was compulsory for every inmate to complete Adult Basic Education and Training levels 1 to 4.

### Mother and baby units

The mother and baby units are separate cells built for mothers incarcerated with babies in correctional centres. This is to allow children as close to normal an existence as possible even if this is under the conditions of incarceration of the mother, while at the same time providing rehabil-

itation programmes in a centre that enhances their capacity to care for their children.

These facilities were launched in response to the Child Justice Act of 2008. The Act created an imperative for the department to treat children incarcerated with their mothers in a humane manner.

The facilities cater for children up to two years, after which they are released to a legal guardian chosen or recommended by the mother.

### Halfway House Pilot Project

The halfway houses offer an opportunity to offenders who meet all the requirements to be placed on parole but do not have fixed addresses that can be monitored to which they can return to in communities.

Halfway houses reduce such offenders' potential to reoffend because they are given a second chance to experience a home-like environment. A halfway house is considered the final part of an offender's rehabilitation process.

### Victim-offender dialogue (VOD)

VODs are based on a theory of justice that considers crime, and wrongdoing, to be an offence against an individual or community, rather than the State. Restorative justice, that fosters dialogue between victim and offender, shows the highest rates of victim satisfaction and offender accountability.

Ultimately, every correctional centre will have a VOD Representative Forum.

The VODs provide an opportunity for offenders to meet with victims and account for their crimes, thereby rebuilding the nation. Through the VODs, parole boards and other structures, the department is working towards democratisation and creating more opportunities for people to join the fight against crime.

### Educational programmes

In 2015, 3 034 learners attended the Correctional Services Learnership Programme.

A total 75 595 offenders completed correctional programmes in the 2015/16 financial year and 24 590 offenders completed a prerelease programme.

Some 11 548 offenders attended educational programmes as per the daily programme attendance register. The number included both offenders who attended Adult Education and Training and Further Education and Training programmes. The Department achieved 73% (81/111) pass rate for 2015.

### Offender labour

Offenders across the country are giving back to communities and demonstrating remorse for the crimes they committed against them.

Empowering offenders with skills to function effectively in society upon their release is essential to rehabilitation.

The department will continue donating products to disadvantaged communities from time to time to help alleviate poverty.

In line with the National Framework on Offender Labour, the department is increasing the number of offenders who participate in offender labour and skills development programmes.

### Electronic monitoring systems

The Electronic Monitoring System (EMS), which was launched in July 2014, has enabled the DCS to effectively track an offender or awaiting trial person on a 24-7-365 basis.

The number of offenders placed under the EMS to enhance tracking of offenders during the 2015/16 financial year was recorded at 870, an increase over the 604 in 2014/15.

During the same period, body-scanning equipment was being installed at Kgoši Mampuru II, Johannesburg, Pollsmoor, St. Albans, Durban Westville, Groenpunt and Barberton correctional facilities.

Cellphone detection systems were being rolled out in new-generation correctional facilities including Tswelopele (Kimberley) and Brandvlei (Western Cape).

Other installations were targeting the Johannesburg Management Area and Kgoši Mampuru II Management Area in Gauteng, Pollsmoor and Goodwood in Western Cape as well as Durban-Westville and Umzinto in KwaZulu-Natal. The long-term aim is to install cellphone detection in all correctional facilities.

### Automated Fingerprint and Identity System (Afis)

The department initiated the roll-out of Afis in correctional centres around the country. The department's Automated Personal Identity System, which was developed through the Inmate Tracking Project, was implemented at 32 correctional centres and 99 community corrections offices.

This interfaces with the Department of Home Affairs' database to verify the identity of offenders.



## Operational structure of correctional facilities

### Inmates statistics

By March 2016, the DCS had a total inmate population of 161 984, with approved bed space of 119 134. Out of 71 inmates who escaped, the department managed to rearrest 57 escapees.

The Back-2-Basics security campaign was launched to re-establish all the basic security principles in the department. There are 243 correctional centres in the country.

### Parole boards

The interim case management committee structures were established in all centres in accordance with Section 42 of the Correctional Services Act of 1998.

The parole system is based on international best practices.

It allows for independent decision-making by correctional supervision and parole boards and it allows for the participation of victims as well as other role players such as representatives from the SAPS and DoJ&CD.

### Review of the CJS

The three main streams of core business of the department are vested in the budget programmes:

- remand detention
- incarceration and corrections
- social reintegration.

### Remand detention

The *White Paper on Remand Detention Management in South Africa of 2014* is relevant to the mandate on remand detention and is consistent with the Correctional Matters Amendment Act of 2011 and other relevant national and international legislation and protocols.

The DCS has commenced with the operationalisation of the White Paper through the development of the overarching departmental policy and procedure manuals.

As part of efforts to operationalize the White Paper, the DCS introduced a pilot risk classification tool for remand detentions during 2014/15 as a pilot, and subsequently implemented Continuous Risk Assessment (CRA) during 2015/16. The CRA was successfully rolled out to 22 remand facilities within all six DCS regions across South Africa.

Remand Detention Facilities must, therefore, allow for the minimal limitation of an individual's rights, while ensuring secure, and safe, custody.

The White Paper is also a response to the challenges posed by a dramatic increase in remand detainees over the past years.

The DCS established a Remand Detention Branch, which became operational in April 2012. Together with the Criminal Justice Review Committee, DCS has embarked on a process of tracking those remand detainees who have been detained the longest in correctional facilities. The process assisted in determining the factors, which delay the finalisation of such cases, to ensure that these issues are addressed accordingly.

### Social reintegration

The community forms an integral part of the rehabilitation of offenders on parole to reintegrate them as law-abiding citizens. Parole is used internationally to place offenders under supervision within the community.

The parole policy provides for credible members of communities to chair the Correctional Supervision and Parole Boards which have been allocated decision-making authority.

The department wants to return rehabilitated offenders to society as healthy, and responsible, community members.

Parolees who obtained skills in correctional centres, are being provided with work tools, and start-up kits, to start their own businesses.

These include welding machines, sewing machines, car-wash machines and vacuum cleaners to create entrepreneurs and employment for parolees.





*South Africa Yearbook 2015/16*

# Mineral Resources

The Department of Mineral Resources (DMR) assumes the custodianship of all mineral resources in South Africa on behalf of its citizens. To this end, the DMR promotes and regulates the minerals and mining sector for transformation, growth and development as well as ensures that all South Africans derive sustainable benefit from the country's mineral wealth.

Various specialised divisions of the DMR and associated institutions are responsible for the administration of the mining legislation and regulations and for promoting the development of the industry. The DMR's strategic goals are to:

- promote and facilitate an increase in mining activity and in value added to mineral resources extracted in South Africa
- implement transformation policies that redress past imbalances through broader participation in the mineral sector
- provide a framework for managing health and safety risks, enforce compliance and promote best practice in the mineral sector
- promote sustainable resource management, contribute to skills development and the creation of sustainable jobs in the mining sector
- contribute to a reduction in the adverse impacts of mining on the environment
- attract, develop and retain appropriate skills and ensure the optimal utilisation of resources
- implement risk-management strategies and promote corporate governance.

Mining is regulated by three branches: the Mineral Policy and Promotion Branch, Mineral Regulation Branch and the Mine Health and Safety Inspectorate.

### Mineral Policy and Promotion Branch

The Mineral Policy and Promotion Branch was created in April 2005, resulting from the split of the Mineral Development Branch. The strategic plan behind this restructuring was based on the fact that the functions performed by the former Mineral Development Branch could broadly be divided into three main streams: regulation; promotion; and policy formulation.

The branch is responsible for formulating mineral-related policies and helps promote the mining and minerals industry of South Africa to make it attractive to investors.

### Mineral Regulation Branch

The Mineral Regulation Branch consists of four chief directorates. Their functions are to:

- administer the Minerals and Petroleum Resources Development Act, 2002 (Act 28

of 2002), and other applicable legislation to ensure the granting of prospecting and mining rights in terms of the Act

- promote mineral development including urban renewal, rural development and black economic empowerment
- address past legacies with regard to derelict and ownerless mines and enforce legislation regarding mine rehabilitation by means of regulated environmental management plans
- coordinate and liaise with national, provincial and local government structures for efficient governance.

### Mine Health and Safety Inspectorate

The Mine Health and Safety Inspectorate was established in terms of the Mine Health and Safety Act, 1996 (Act 29 of 1996), as amended, for the purpose of executing the statutory mandate of the DMR to safeguard the health and safety of mine employees and communities affected by mining operations.

The activities of the inspectorate are geared to achieve the following strategic objectives:

- active contribution to sustainable development and growth
- regulation of the minerals sector
- promotion of health and safety in the minerals sector
- efficient and effective service delivery
- management of the culture, systems and people
- ensuring financial stewardship.

The main functions of the Mine Health and Safety Inspectorate are the provision of policy inputs for the establishment and application of mine safety standards at mining operations, and promote the application thereof; policy inputs towards the establishment and application of mine equipment safety standards at mining operations, and promote their application; the establishment and application of mine health standards at mining operations and the promotion of these applications; and ensuring an effective support and inspection service.

### Budget and funding

The department's 2015/16 budget was R1,6 billion. This was an increase of R143 million compared to the previous year's budget.

Compensation of employees made up 33% of the total budget, with goods and services at 17% and travel and subsistence at 5%.



## Role players

### Mining Qualifications Authority (MQA)

Government's influence within the mineral industry is not only confined to orderly regulation and the promotion of equal opportunity for all its citizens and investors, but government also participates in mining operations through state-owned companies such as Alexkor, African Exploration Mining and Finance Corporation (Pty) Ltd and the Industrial Development Corporation.

All stakeholders in the industry need to intensify skills-development efforts, to make certain that the mining industry operates in a sustainable and competitive environment.

The future of mining in the country largely depends on the successful implementation of skills development initiatives.

Particular focus is placed on artisans and artisan aid as well as other technical skills. Capacity building within the department and associated institutions has also been prioritised in respect of identified critical areas of skills shortage and necessary interventions have been introduced, which include learnership programmes and bursary schemes.

The MQA was established as a sector education and training authority and facilitates the development of appropriate knowledge and skills in the mining, minerals and jewellery sectors to:

- enable the development and transformation of the sector
- contribute to the health, safety and competitiveness of the sector
- improve access to quality education and training for all
- redress past inequalities in education and training.

The MQA is responsible for:

- developing and implementing a sector skills plan
- developing unit standards and qualifications for the sector
- establishing, registering, administering and promoting learnerships and apprenticeships
- maintaining the quality of standards, qualifications and learning
- disbursing grants from the skills-development levy.

### Chamber of Mines

Corporate restructuring of the South African mining industry remains an ongoing exercise. The introduction of the Mining Charter in South Africa was aimed at transforming the mining industry to redress historical imbalances so that

the industry is aligned with the changes in the country's overall transformation of its social, political and economic landscape

The transformation of the mining industry has included the consolidation of ownership through minority buy-outs, separation of large diversified companies into two or more specialised companies as well as the purchase of South African mining assets by foreign companies.

The Chamber of Mines of South Africa is a voluntary, private sector employers' organisation founded in 1889, three years after gold was discovered on the Witwatersrand.

The Chamber is an association of mining companies and mines operating in the gold, coal, diamond, platinum and other mineral commodity sectors. The organisation acts as the principal advocate of the major policy positions endorsed by mining employers. The Chamber represents the formalised views of its membership to various organs and spheres of government, and to other relevant policy-making and opinion-forming entities, both within and outside the country.

### South African Mining Development Association (SAMDA)

SAMDA, which was formed in 2000 as a junior mining initiative by a group of people associated with various South African junior and BEE mining companies, aims to create an enabling environment for raising finance, developing technical and other skills, practising responsible environmental management and sustainable development as well as the maintenance of standards of good practice in the junior mining sector.

### Voluntary associations

- The Southern African Institute of Mining and Metallurgy (SAIMM) was founded in 1894. The SAIMM is a professional institute with local and international links aimed at helping members to source news and views about technological developments in the mining, metallurgical and related sectors as well as embracing a professional code of ethics.
- The South African Colliery Managers Association (SACMA) represents eight mining houses and some smaller operators with 43 mine operations in four provinces. The current SACMA membership totals 434 coal mining professionals. SACMA's operations have an annual turnover of over R35 billion with a labour bill contribution of over R6 billion to the South African workforce comprising 47 000 direct employees.



- The Association of Mine Managers South Africa (AMMSA) provides a platform for mining industry professionals to discuss, evaluate and debate mining and minerals policy, technical innovations, safety and health challenges and advancements in mining in South Africa. AMMSA's current membership stands at 825 in seven categories – candidate (student), junior associate, ordinary, associate, honorary life, honorary associate and retired members.
- Geological Society of South Africa was established on 4 February 1895 and is one of the oldest scientific societies in South Africa. It is a society that exists for geologists and earth scientists with an interest in southern Africa and has over 2 500 members and student members.
- The Engineering Council of South Africa (ECSA) is a statutory body established in terms of the Engineering Profession Act, 2000 (Act 46 of 2000). The ECSA's primary role is the regulation of the engineering profession in terms of this Act. Its core functions are the accreditation of engineering programmes, registration of persons as professionals in specified categories, and the regulation of the practice of registered persons.
- The South African Council for Natural Scientific Professions is a legislated regulatory body for natural science practitioners in South Africa. The natural sciences encompass a wide range of scientific fields covering basic sciences and many of their applied derivatives.

### South African Diamond and Precious Metals Regulator (SADPMR)

The SADPMR regulates the diamond, platinum and gold industries and accelerates beneficiation in the jewellery industry. The SADPMR's objectives are to:

- ensure that precious metal and diamond resources are exploited and developed in the best interests of all South Africans
- promote equitable access to and local beneficiation of precious metals and diamonds
- promote the development of precious metal and diamond enterprises
- advance broad-based socio-economic empowerment
- ensure compliance with the Kimberley Process Certification Scheme (KPCS).

Its functions regarding diamonds include:

- implementing, administering and controlling all matters relating to the purchase, sale, beneficiation, import and export of diamonds
- establishing diamond exchange and export

centres to facilitate the buying, selling, export and import of diamonds.

While the South African Diamond Board essentially has a regulatory role, the SADPMR has a promotional role as well.

By administering licences and export approvals, the SADPMR ensures that local demand for diamonds and precious metals is catered for, and that there is growth in local beneficiation of diamonds and precious metals.

### Council for Mineral Technology and Research (Mintek)

Mintek helps the minerals industry to operate more effectively by developing and making available the most appropriate and cost-effective mineral recovery and mineral beneficiation technologies.

It is engaged in the full spectrum of minerals research: from the mineralogical examination of ores to the development of processing, extraction and refining technologies and also conducts research into the production of added value products and feasibility and economic studies. Much of this work is carried out in close liaison with the local and international minerals and metallurgical industries.

Mintek is involved in research into the use of nanotechnology for medical applications of gold as well as giving effect to the Hydrogen Strategy.

This is intended to create future demand for gold and platinum in keeping with the national objective of achieving 20% global market share of platinum catalysis by 2020.

### Mine Health and Safety Council (MHSC)

The MHSC is a national public entity (Schedule 3A) established in terms of the Mine Health and Safety Act, 1996 (Act 29 of 1996), as amended.

The entity comprises a tripartite board represented by the state, employer, and labour members under chairmanship of the Chief Inspector of Mines.

The MHSC is funded by public revenue and is accountable to Parliament. Its main task is to advise the Minister of Mineral Resources on occupational health and safety legislation and research outcomes focused on improving and promoting occupational health and safety in South African mines.

The council also oversees the activities of its committees; promotes a culture of health and safety in the mining industry; arranges a summit every two years to review the state of occupational health and safety at mines; and liaises with the MQA and any other statutory bodies about mining health and safety.

With effect from 1 April 2016, the MHSC started doing business only with suppliers who are registered on the Central Supplier Database with National Treasury.

### Council for Geoscience (CGS)

The CGS undertakes geological mapping and carries out studies pertaining to the identification, nature, extent and genesis of ore deposits and also maintains national databases of the country's geoscientific data and information.

The CGS is also able to provide commercial geoscientific services.

The CGS participates in various Southern African Development Community (SADC) projects aimed at promoting the economic development of the Southern African sub-continent.

International cooperative projects that have been carried out, or are in progress, include geological mapping, geochemical and geophysical surveys, and the production of maps in many countries, either on a bilateral basis or collaboratively in the SADC region.

### State Diamond Trader (SDT)

The SDT's main business is to buy and sell rough diamonds to promote equitable access to and beneficiation of diamond resources. The main aim of the SDT is to address distortions in the diamond industry and correct historical market failures to develop and grow South Africa's diamond cutting and polishing industry.

The SDT is a state owned-entity established in terms of Section 14 of the Diamonds Amendment Act, 2005 (Act 29 of 2005). The company is classified as a Schedule 3b entity in terms of the Public Finance Management Act, 1999 (Act 1 of 1999).

The SDT sells to approved customers through the SDT's application and approval process. The entity is eligible by law and proclamation to purchase up to 10% of the running rights of all diamond-producing mines in South Africa.

The SDT's revenue for 2015 was R394 million.

### Petroleum Agency South Africa (PASA)

PASA promotes exploration for onshore and offshore oil and gas resources and their optimal development on behalf of government, as designated in terms of the Mineral and Petroleum Resources Development Act. The Agency regulates exploration and production activities, and acts as the custodian of the national petroleum exploration and production database.

Iran was South Africa's largest supplier of crude oil until South Africa was obliged to halt its imports of Iranian oil as of June 2012 as a result of sanctions. In November 2015, South Africa and Iran signed a number of pacts that would see them cooperate in various fields, among them trade and mineral processing. A memorandum of understanding was signed between Mintek, Iranian Mines and Mining Industries Development and Renovation, and Iran Mineral Processing Research Centre.

### African Mining Partnership (AMP)

The AMP, whose main function is to drive the New Partnership for Africa's Development mining initiatives, was established during the African Mining Minister's meeting in Cape Town in February 2004. South Africa, as a major role player in this body, has played an important role as the Secretariat, in hosting as well as coordinating the affairs of the AMP. The AMP merged with the African Union Conference of Ministers Responsible for Mineral Resources Development.

### African Diamond Producers Association (ADPA)

ADPA is an association of diamond producing African countries, 11 of which have full membership while seven only enjoy observer status. The Association is chaired on a rotational basis. In July 2012, Ghana took over chairpersonship from the Democratic Republic of Congo during the annual Council of Ministers' meeting held in Accra, Ghana. The ADPA Secretariat was, in consultation with the Council of Mining Ministers, to host the meeting later in 2014, following postponement of the 2013 meeting which was supposed to be held in Guinea Conakry. However, the 2014 Council of Mining Minister's meeting could not be held due to elections and the Ebola outbreaks in 2013 and 2014.

The main focus of the ADPA revolves around the implementation of aligned policies and strategies intended to maximize the benefits derived from revenues of diamonds across the African continent. In so doing the ADPA explores the development of a best practice document that will promote the realisation of harmonised policies across Africa with a goal to increase foreign investments in the diamond sector for the benefit of all member States.

### The Kimberley Process (KP)

South Africa is one of the founding members of the KP, which brought into existence the Kimberley Process Certification Scheme (KPCS). The

KP was established when diamond producing countries convened in Kimberley, South Africa, in May 2000, to discuss ways to stem the trade in "conflict diamonds" and ensure that the diamond trade was not fuelling armed conflicts. In December 2000, the United Nations General Assembly adopted a landmark Resolution 55/56 of 2000, which supported the establishment of an international certification scheme for rough diamonds.

By November 2002, negotiations between governments, the international diamond industry and civil society organisations resulted in the creation of the KPCS, which was launched in Kimberley, South Africa, in 2003. As one of the founding members of the KPCS, South Africa played a pivotal role in the establishment of the KPCS as well as the harmonisation of the regulatory framework relating to the sale and export of diamonds. The KPCS has 54 participants representing 81 countries that counts for 99,8% of the global production of rough diamonds. The KPCS core document (statutes) governs the global production of rough diamonds and stipulates the objectives, definitions, internal controls and, with which most importantly, minimum requirements that each participant must comply.

The People's Republic of China hosted KPCS Intercessional and Plenary meetings in June and November 2014, respectively. The Republic of Angola assumed KPCS Chairpersonship from 1 January 2015 for the next 12 months. The United Arab Emirates took over the role from January 2016 and will also serve for 12 months.

## Projects and initiatives

With significant resources of gold, uranium, chrome, manganese, Platinum Group Metals (PGM), titanium minerals, vanadium, coal, limestone, vermiculite and zirconium, South African mining real estate remains attractive for development.

South Africa has significant known reserves and resources of mineral commodities, with almost 60 minerals being actively mined and prospects for exploitation of an additional two new minerals in the short to medium term. A large number of these known reserves was discovered using conventional exploration methodologies. For this reason, there is still considerable residual potential for discovery of world-class deposits using modern exploration technology.

This is further supported by existing mining infrastructure, which enables investors to

leverage maximum value from their investment while simultaneously contributing to socio-political improvement.

## Shale-gas exploration

The potential of shale-gas exploration and exploitation provides an opportunity for South Africa to begin exploring the production of its own fuel and marks the beginning of the reindustrialisation of the economy.

The proposed regulations on petroleum exploration and exploitation prescribe good international petroleum industry practices and standards, which enhance safe exploration and production of all petroleum and will further ensure that petroleum exploration is conducted in a socially and environmentally balanced manner.

The technical regulations provide for the assessment of the potential impact of the proposed activities on the environment; the protection of fresh water resources and mechanisms for the co-existence of shale gas exploitation and the Square Kilometre Array project.

The South African Government would have a free-carried shareholding of 20% in entities producing shale gas in the Karoo in future

The security of energy supply, in light of the demand, has galvanised the need for a diverse energy mix.

The DMR would therefore continue to promote, among others, exploration for shale gas. It would put in place the necessary legal framework to ensure that the exploration of resources is undertaken in a responsible manner, to ensure that the environment is protected for future generations.

Working with other government departments and institutions, the DMR will continue to promote mineral value addition, which would strengthen the interface between the industry and the socio-economic development of South Africa.

As part of improving the socio-economic development of mining towns, the department would continue to support the Special Presidential Package in distressed mining towns.

Government allocated R108 million for shale-gas exploration.

## Stability in the mining sector

Mining production picked up in the final quarter of 2015. Growth for the year accelerated from -9,8 % in the third quarter of 2015 to 1,5 % in the final quarter. This was supported by increased production of diamonds and nickel.

The production volumes of coal, PGMs

and building materials increased at a more moderate pace despite further steps to enhance operational efficiencies, while the production of gold, manganese ore and other metallic minerals contracted over the period.

Growth in the mining sector turned around from a decrease of 1,6 % in 2014 to an increase of 3,0 % in 2015.

Mining production in 2015 benefited mainly from the normalisation in platinum production following improved productivity and cost-containment measures introduced at a number of platinum mines after a protracted labour strike in the industry in 2014.

In addition, in some of the other domestic mining subsectors, work disruptions as a result of wage disputes were less prevalent in 2015.

### Mine health and safety

The purpose of the Promotion of Mine Safety and Health programme is to ensure the safe mining of minerals under healthy working conditions.

Eight thousand health and safety inspections and 396 audits were commissioned in 2015/16 – the same number as in the previous two years.

The MHSC was not supported by the customary transfer of R5 million from the department in 2015/16.

The MHSC had plans in place to substantially reduce the surplus. This included a major investment in a Centre of Excellence that will conduct research and implement research outcomes to enhance health and safety in mines.

The department received a baseline increase of R150 million and R42 million was allocated for the enforcement of the Minerals and Petroleum Resources Development Act, 2002 (Act 28 of 2002).

The Mineral Regulations and Mine Health and Safety programmes contribute 58,90% of the total budget for employees' compensation.

The higher contribution to compensation of employees is due to the labour intensive nature of inspections and technical expertise required for the job.

### Illegal mining

Illegal mining is often organised and carried out by organised crime syndicates. Miners, known as *zama zamas*, operate in disused mines and set ambushes and traps for employees, security and rival groups of illegal miners.

Illegal miners risk their lives by using explosives to open cemented shafts at abandoned mines or live underground for extended periods of time, without necessary protective gear, once they

have gained access to operational mines.

The illegal mining market is a well-managed five-tier system.

The Chamber of Mines has recognised that the only way to deal with the problem is to focus on both the supply and demand side of illegal mining and all five levels of the syndicates need to be addressed, namely:

- The underground workers who do the physical mining. Many have worked in the mines previously and use chemical substances to refine the products.
- The buyers are on the surface around the mines and also organise the level one illegal miners and support them with food, protection and equipment.
- The regional bulk buyers are usually entities which in most cases have permits issued in terms of the Precious Metals Act, 2005 (Act 37 of 2005), to trade in precious metals.
- Those who distribute nationally and sometimes internationally do so through front companies or legitimate exporters.
- The top international receivers and distributors are usually international refineries and intermediary companies.

### Integrated licensing

The construct of the Mining Regulatory Framework is fragmented and has been identified as one of the binding constraints to the growth and competitiveness of the South African mining sector. The departments of mineral resources, water affairs and environmental affairs have agreed on the modalities of integrating the time frames and processes of environmental authorisation and water-use licensing for prospecting and mining operations.

The modalities include the departments implementing the National Environmental Management Act, 1998 (Act 107 of 1998), for the industry to be regulated by a single environmental piece of legislation.

Processes of environmental authorisation will be contained within the same time frames that apply to prospecting and mining authorisations, and the process of approving water use

**I**n February 2016, the Minister of Mineral Resources opened the 2016 Investing in African Mining Indaba held in Cape Town. The Indaba is an annual conference dedicated to the capitalisation and development of mining interests in Africa. It is currently the world's largest mining investment event and Africa's largest mining event. One of the highlights, shortly after the Indaba, was the commitment by the Japanese government to increase investment in South Africa.

licences will also be finalised within the same time frames.

This represents a significant improvement in service delivery, both in terms of certainty regarding security of tenure when mining or prospecting rights are issued and in terms of improved turnaround times resulting from the processes being finalised in parallel rather than sequentially as was previously the case.

## Job creation and sustainable development

Economic distress in the industry resulted in large-scale retrenchments. As a result, job creation targets were not achieved.

Following the review of the 2004 Mining Charter, which is subject to a 10-year review time frame, the DMR embarked on a process of reviewing and amending the 2004 Mining Charter to strengthen and sharpen its efficacy in driving transformation and competitiveness in the mining sector.

The implementation of the mining charter has been given 10 years to effect transformation. In view of this window the department conducted a baseline assessment of compliance by the mining industry with the Mining Charter and produced a preliminary report in 2009.

A second assessment report, in 2014, was produced as a continuation of the initial assessment to ensure that the department quantifies the compliance levels over the 10-year window.

The socio-economic challenges brought about by communities living close to mining operations has necessitated departmental review of levels of compliance with the Mining Charter.

## Rehabilitation of mines

The mine rehabilitation programme has had a positive effect on communities where the projects include economic growth owing to sourcing labour and material locally. The programme also results in improved health and well-being of communities. The rehabilitation programme reduces the risk of humans and animals being exposed to asbestos fibres originating from sites where asbestos used to be mined.

Job creation is one of the key requirements of the rehabilitation project. This contributes to some of the priorities of the National Development Plan.

The DMR also develops reports on mine closures as well as derelict and ownerless mines. The strategy for managing and rehabilitating derelict and ownerless mines aims to guide the management of the environmental

Mineral sales increased by 17,4% year-on-year in May 2016. The largest positive contributors to the increase were:

- Gold: 44,1%
- PGMs: 20,1%
- Coal: 13,8%
- Manganese ore: 82,6%
- Iron ore: 14,5%

Seasonally adjusted mineral sales at the aforementioned prices increased by 20,6% in May 2016 compared with April 2016. This followed month-on-month changes of 1,2% in April 2016. Mining production had decreased by 2,5% year-on-year by June 2016.

legacies of mining.

It proposes a prudent course of action for the state to discharge its responsibility regarding constitutional rights as contemplated in section 24 of the Constitution.

The implementation of the strategy will continue with annual updates, completed by actuarial scientists commissioned by the department, estimating the State's liability for the rehabilitation of derelict or ownerless mines.

The DMR plans to rehabilitate 220 derelict, ownerless and dangerous mine sites by 2019.

## Acid mine drainage (AMD)

By August 2015, harmful effects of AMD on the environment were being successfully mitigated by a drainage plant in Germiston, Gauteng, which contains a comprehensive mixing system. The plant consists of a combination of 53 specialised mixers.

In May 2016, the Department of Water and Sanitation announced that National Treasury would commit R600 million, annually, to the AMD initiative.

This long-term intervention will therefore turn the AMD problem into a long-term sustainable solution by producing fully treated water that will significantly increase water supply to the Vaal River System and defer the need for further costly augmentation beyond phase two of the Lesotho Highlands Water Project for at least 30 years.

## Resources

South Africa's mineral wealth is typically found in the following well-known geological formations and settings:

- the Witwatersrand Basin yields some 93% of South Africa's gold output and contains considerable uranium, silver, pyrite and osmiridium resources
- the Bushveld Complex is known for PGMs (with associated copper, nickel and cobalt



mineralisation), chromium and vanadium-bearing titanium-iron ore formations as well as large deposits of industrial minerals, including fluorspar and andalusite

- the Transvaal Supergroup contains enormous resources of manganese and iron ore
- the Karoo Basin extends through Mpumalanga, KwaZulu-Natal, the Free State as well as Limpopo, hosting considerable bituminous coal and anthracite resources
- the Phalaborwa Igneous Complex hosts extensive deposits of copper, phosphate, titanium, vermiculite, feldspar and zirconium ores
- kimberlite pipes host diamonds that also occur in alluvial, fluvial and marine settings
- heavy mineral sands contain ilmenite, rutile and zircon
- significant deposits of lead-zinc ores associated with copper and silver are found in the Northern Cape near Aggeneys.

### Gold

South Africa dominated global gold production in the 20th Century. There are 35 large-scale gold mines operating in South Africa, including the record setting TauTona mine, which extends 3,9 km underground. TauTona means “great lion” in Setswana. South Africa accounts for 11% of the world’s gold reserves.

Gold production fell to 143 711 kg in 2015 compared to 151 622 kg mined the previous year. The seasonally adjusted production index decreased by 5,4% in 2015. Although the dollar price of gold decreased by 10,3% in 2015, the depreciation of the local currency saw the rand price of gold rising by 7,4% in 2015 (R474 090 per kg in 2015 compared with R441 246 per kg in 2014).

### Coal

The accelerated demand for coal, accompanied by an increase in international coal prices, has invariably changed the buying patterns and structure of the local coal export industry. The emergence of the export market for lower-grade coal has presented government with a challenge in that it has constrained the availability of coal that was historically sold to Eskom.

During the winter of 2015, coal production declined by 4,1% compared to 2014’s winter. There was a 2,9% fall in national electricity generation and a 2,3% fall in electricity consumed. For the entire 2015, seasonally adjusted coal production fell by 3,3%.

Some other factors affecting the coal sector include:

- rapidly increasing production costs over the past few years
- impact of declining reserves
- challenges with securing capital for future and expansion projects
- the impact of previous above-inflation increases
- a weak global thermal coal market meaning slower commodity demand
- declining yields, ageing mines, more difficult geology, poorer quality coal reserves and rising regulatory costs.

### Platinum group metals (PGMs)

Platinum, palladium, rhodium, osmium, ruthenium and iridium occur together in nature alongside nickel and copper. Platinum, palladium and rhodium, the most economically significant of the PGMs, are found in the largest quantities.

The remaining PGMs are produced as co-products. South Africa is the world’s leading platinum and rhodium producer, and the second-largest palladium producer after Russia. South Africa’s production is sourced entirely from the Bushveld Complex, the largest known PGM-resource in the world.

PGMs were the main contributor to the 3,5% rise in overall mining production. Of the four major minerals, the PGM group was the only one to record a production increase in 2015. The low base created in 2014 by the PGM miners’ strike saw PGMs performing strongly year-on-year in the first half of 2015, with production rising by 46,2% for the year as a whole.

### Platinum

South Africa accounts for 96% of known global reserves of the PGMs.

The Merensky Reef, stretching from southern Zimbabwe through to the Rustenburg and Pretoria regions, is the centre of platinum mining in South Africa, playing host to companies such as Rustenburg Platinum Mines and Bafokeng Rasimone Platinum Mines.

Amplats is the industry leader in the mining, marketing, and distribution of platinum. Amplats

In June 2016, the DMR’s Deputy Minister together with the Mining Qualification Authority (MQA), the National Skills Fund and the Namakwa District Municipality launched the Transforming the Youth Through Artisan Skills Youth Development Programme in Springbok, Northern Cape. The programme aims to provide skills and training to unemployed youth over a three-year period. Some 500 artisan students were registered with the MQA on the same programme.

produces 40% of the world's total PGMs.

Other key platinum mining companies in South Africa include BHP Billiton and Impala Platinum.

Platinum mining in South Africa is growing. The establishment of projects such as the R7,1 billion Twickenham Expansion Project, 100 km south-east of Polokwane, will see the production of 250 000 t/m pure platinum.

The Impala Platinum No. 20 Shaft Project is geared to produce 185 000 ounces of platinum a year on the Bushveld Complex.

Many platinum mines are implementing mechanisation with about 30% of the country's current underground platinum production coming from mechanised mining. Mechanisation is difficult for the gold mining industry because orebodies are steeper than those of platinum mines.

### Palladium

South Africa is the world's second-largest palladium producer. All of South Africa's production is sourced from the Bushveld Igneous Complex, which hosts the world's largest resource of PGMs.

Palladium and platinum are more abundant than any of the other PGMs.

### Ferrous minerals

South Africa is the largest producer of chromium and vanadium ores and a leading supplier of their alloys. It is also a significant producer of iron and manganese ores, and a minor producer of ferrosilicon and silicon metal. Ferrous minerals are produced from some 32 mines and 23 ferroalloys smelters.

### Copper

Palabora, a large copper mine, smelter and refinery complex managed by the Palabora Mining Company at the town of Phalaborwa in Limpopo, is South Africa's only producer of refined copper. Producing about 80 000 t per year, it supplies most of South Africa's copper needs and exports the balance.

Useful byproduct metals and minerals include zirconium chemicals, magnetite and nickel sulphate as well as small quantities of gold, silver and platinum. Palabora's large block cave copper mine and smelter complex employs approximately 2 200 people. Palabora also owns a nearby vermiculite deposit, which is mined and processed for sale worldwide. Vermiculite is a versatile industrial mineral.

### Chrome

South Africa accounts for 74% of chrome reserves globally.

### Manganese

South Africa accounts for 26% of manganese reserves, but exploitation of the mineral has not reflected its development potential.

### Diamonds

South Africa, the site of the biggest diamond discovery, plans to process a greater proportion of its gems locally to keep more profit in the country.

Government wants to cut and refine 70% of the diamonds mined in South Africa by 2023. Only 4% is processed locally.

### Industrial minerals

There are some 680 producers of industrial minerals in South Africa, of which almost half are in the sand and aggregate sector.

There are some 153 producers of clays (brick-making and special), 40 limestone and dolomite, 79 dimension stone, 28 salt and 20 silica producers. Bulk consumption of industrial minerals is realised in the domestic market, as most are low-priced commodities and sold in bulk, making their economic exploitation highly dependent on transport costs and distance to markets.

### Mineral Regulation

The purpose of the Mineral Regulation Programme is to regulate the minerals and mining sector to promote economic development, employment and ensure transformation and environmental compliance.

There was a 5% increase in the budget allocation for Mineral Regulation.

Expenditure in the Management Mineral Regulation sub-programme is planned to almost double to R40 million. This subprogramme provides overall management of the programme.

Expenditure is planned to increase because of responsibilities transferred from the Department of Environmental Affairs.

The staff complement for the branch was expected to increase to 403 in 2015/16. This is a 35% increase over the staffing levels in 2013/14, and includes the appointment of environmental mineral resource inspectors who will work within the DMR to ensure that the provisions of national environmental legislation are applied across the mining sector.

## Geology

South Africa has a long and complex geological history dating back more than 3 700 billion years. Significant fragments of this geology have been preserved and, along with them, mineral deposits.

The preservation of Archaean geology, dating back more than 2 500 million years, has resulted in the Archaean Witwatersrand Basin, as well as several greenstone belts, being preserved.

### Barberton mountain land

This beautiful and rugged tract of country with some of the oldest rocks on Earth is found south of Nelspruit, Mpumalanga.

The greenstone formations represent the remains of some of the earliest clearly decipherable geological events on the Earth's surface.

Silica-rich layers within the greenstone have revealed traces of a very early life form – minute blue-green algae.

Granites surround the formations and gneisses that are more than 3 000 million years old. Gold, iron ore, magnesite, talc, barite and verdite are mined in the area.

### Witwatersrand

The geology and gold mines of the Witwatersrand (Ridge of White Waters) are world famous.

More than 50 055t of gold have been produced from seven major goldfields distributed in a crescent-like shape along the 350-km long basin, from Welkom in the Free State in the south-west, to Evander in the east.

The geology of the region can be seen at many outcrops in the suburbs of Johannesburg. The sequence is divided into a lower shale-rich group and an upper sandstone-rich group. The latter contains the important gold-bearing quartz-pebble conglomerates.

### Bushveld Complex and escarpment

The Bushveld Complex extends over an area of 65 000 km<sup>2</sup> and reaches up to 8 km in thickness. It is by far the largest known layered igneous intrusion in the world and contains most of the world's resources of chromium, PMGs and vanadium.

The impressive igneous geology of the Bushveld Complex can best be viewed in Mpumalanga, in the mountainous terrain around the Steelpoort Valley. The imposing Dwars River chromitite layers, platinum-bearing dunite pipes, the discovery site of the platinum-rich Merensky Reef, and extensive magnetite-ilmenite layers and pipes near Magnet Heights and Kennedy's

Vale are in this area.

The Great Escarpment of Mpumalanga is one of South Africa's most scenic landscapes. This area features the Bourke's Luck Potholes, which have become a major tourist attraction.

### Drakensberg Escarpment and Golden Gate Highlands National Park

The main ramparts of the Drakensberg range, which reach heights of more than 3 000m, lie in KwaZulu-Natal and on the Lesotho border. These precipitous mountains are the highest in southern Africa and provide the most dramatic scenery.

They were formed by the partial erosion of a high plateau of basaltic lava, which is more than 1 500m thick, and covers the Clarens sandstones.

Prior to its erosion, the continental basalt field covered significantly more of the continent.

The uKhahlamba-Drakensberg Park, which covers 243 000 ha, has been declared a world heritage site. More than 40% of all known San cave paintings in southern Africa are found here.

The scenic Golden Gate Highlands National Park in the Free State features spectacular sandstone bluffs and cliffs. The sandstone reflects a sandy desert environment that existed around 200 million years ago. Dinosaur fossils are still found in the area.

### Karoo

Rocks of the Karoo Supergroup cover about two-thirds of South Africa and reach a thickness of several thousand metres. The sedimentary portion of this rock sequence reveals an almost continuous record of deposition and life, from the end of the Carboniferous into the mid-Jurassic periods, between 300 million and 180 million years ago.

Karoo rocks are internationally renowned for their wealth of continental fossils, and particularly for the fossils of mammal-like reptiles that show the transition from reptiles to early mammals, and for their early dinosaur evolution. During this long period of the Earth's history, southern Africa was a lowland area in the centre of the Gondwana supercontinent.

Initially, the prehistoric Karoo was a place of vast glaciation. It then became a shallow inland sea, before this was replaced by huge rivers, with lush flood plains and swampy deltas, which dried out to form a sandy desert. Finally, vast outpourings of continental basaltic lava accompanied by the break-up of Gondwana occurred.

### Diamond fields

Kimberlite is the primary host-rock of diamonds and was first mined as weathered “yellow ground” from the Kimberley mines, starting in 1871 at Colesberg koppie, now the site of the Big Hole of Kimberley. At increasing depths, less-weathered “blue ground” that continued to yield diamonds was encountered.

The discovery of kimberlite-hosted diamonds was a key event in South Africa’s economic and social development, and paved the way for the later development of the Witwatersrand goldfields.

The Orange and Vaal rivers’ alluvial diamond fields and the rich West Coast marine diamond deposits all originated by erosion from primary kimberlite pipes.

### Meteorite impact sites

Impacts by large meteoritic projectiles played a major role in shaping the surface of the Earth. The Vredefort Dome is the oldest and largest visible impact structure known on Earth and is a World Heritage Site. It lies some 110 km south-west of Johannesburg, in the vicinity of Parys and Vredefort in the Free State and North West.

About 40km north of Pretoria is the small bowl-shaped Tswaing meteorite-impact crater. Just one km in diameter, this is one of the best-preserved and accessible impact craters of its kind on Earth. It was created about 220 000 years ago when a meteorite, about 50m, wide slammed into the Earth, and is one of the few impact craters containing a crater lake.

### Pilanesberg

The Pilanesberg Complex and National Park in North West is a major scientific attraction which includes a number of unique geological sites.

The complex consists of an almost perfectly circular, dissected mountain massif some 25 km in diameter, making it the third-largest alkaline ring complex in the world. The geology reflects the roots of an ancient volcano that erupted some 1,5 billion years ago. The remains of ancient lava flows and volcanic breccias can be seen.

The dominant feature of the complex is the concentric cone sheets formed by resurgent magma that intruded ring fractures created during the collapse of the volcano. There are old mining sites for fluorite and dimension stone, and a non-diamond-bearing kimberlite pipe in the region.

### Cradle of Humankind

This World Heritage Site extends from the Witwatersrand in the south to the Magaliesberg in the north, and is considered to be of universal value because of the outstanding richness of its fossil hominid cave sites.

The Sterkfontein area near Krugersdorp is the most prolific and accessible fossil hominid site on Earth. It comprises several scientifically important cave locations, including Sterkfontein, Swartkrans, Drimolen, Kromdraai, Gladysvale and Plover’s Lake, all of which have produced a wealth of material crucial to palaeoanthropological research.

### Table Mountain and the Cape Peninsula

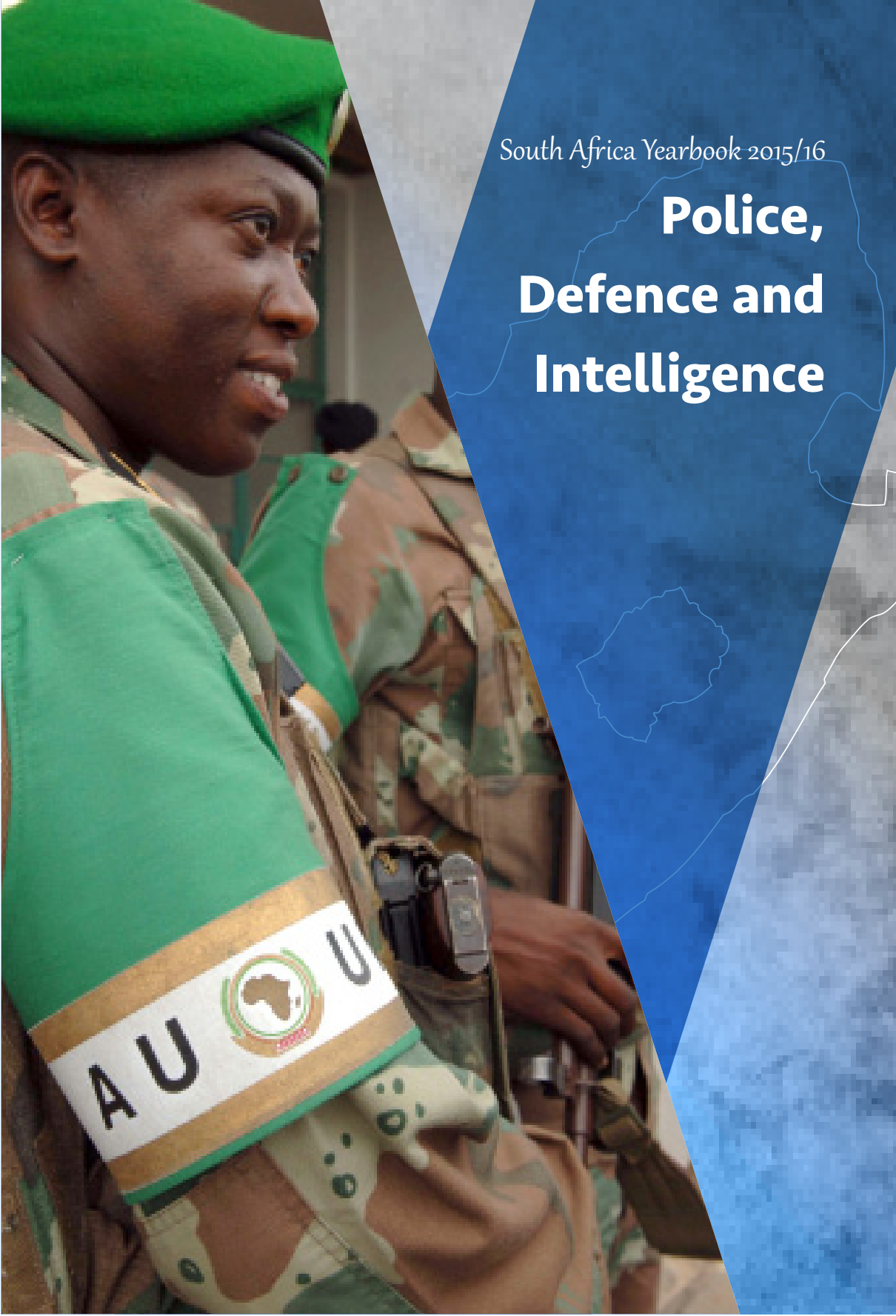
Table Mountain is South Africa’s best known and most spectacular geological feature, comprising a number of major rock formations.

The earliest of these are the deformed slates of the Malmesbury Group, which formed between 560 million and 700 million years ago.

Coarse-grained Cape granite intruded about 540 million years ago. The Table Mountain Group, which started forming about 450 million years ago, consists of basalt, reddish mudstone and sandstone that is well exposed along Chapman’s Peak.

Overlying this is the light-coloured sandstone that makes up the higher mountains and major cliff faces of the Cape Peninsula, as far south as Cape Point.

Much younger sandy formations make up the Cape Flats and other low-lying areas adjacent to Table Mountain. The Table Mountain Group continues further inland across False Bay in the strongly deformed Cape Fold Belt.



*South Africa Yearbook 2015/16*

# **Police, Defence and Intelligence**



## Department of Police

The National Development Plan's (NDP) vision for building safer communities, read with Outcome 3 of government's 2014-2019 Medium Term Strategic Framework (MTSF), provides that strengthening the criminal justice system and professionalising the police service are among the key priorities that the Justice, Crime Prevention and Security (JCPS) Cluster aims to focus on to achieve a crime free South Africa by 2030.

As a member department of this cluster, the South African Police Service (SAPS) continues to position its work towards achieving the sub-outcomes of Outcome 3, which relate to reduced levels of contact crime and an efficient and effective criminal justice system.

Over the medium term, the department will focus on strengthening the criminal justice system, facilitating community participation and building partnerships, enhancing the safety of women and children, and professionalising the police service. The department will also prioritise creating an enabling environment to execute its core functions.

Entities reporting to the Minister of Police are the:

- Civilian Secretariat for Police
- Independent Police Investigative Directorate (IPIID)
- SAPS
- Private Security Industry Regulatory Authority.

## South African Police Service

The SAPS is South Africa's principal law enforcement body and its policing objectives in accordance with the provisions of Section 205 of the Constitution are:

- preventing, combating and investigating crime
- maintaining public order
- protecting and securing the inhabitants of South Africa and their property
- upholding and enforcing the law.

The vision of the SAPS is to create a safe and secure environment for all people in South Africa.

The mission of the SAPS is to:

- prevent and combat anything that may threaten the safety and security of any community
- investigate any crimes that threaten the safety and security of any community
- ensure offenders are brought to justice
- participate in efforts to address the root causes of crime.

The National Commissioner heads the SAPS. Deputy national commissioners (under whom the divisions and components of the SAPS fall)

provincial commissioners (under whom the cluster stations fall) and cluster commanders (under whom the police stations fall) report to the National Commissioner.

The SAPS's target was to maintain a minimum workforce of 98% in terms of the approved establishment of 198 042. At the end of March 2016, the establishment was 194 730 or 98,33% against the target.

All 1 140 police stations around the country are rendering a victim friendly service to victims of rape, sexual offences, domestic violence and abuse.

## Mandate

The SAPS derives its powers and functions from section 205 of the Constitution and from the SAPS Act, 1995 (Act 68 of 1995).

This legislation regulates the police service in terms of its core function, which is to prevent, investigate and combat crime.

## Budget

The SAPS was allocated a budget of R76,720,848 in 2015/16, broken down as follows:

- Administration – R16,936,289
- Visible Policing – R38,321,152
- Detective Service – R15,947,270
- Crime Intelligence – R3,102,039
- Protection and Security Services – R2,414,098

By the end of 2015/16, the SAPS had 55 705 transport assets, which consists of 51 610 vehicles, 1 109 motorcycles, 49 aircrafts, 127 boats, 125 pieces of machinery (e.g. forklifts) and 2 685 trailers.

## Visible policing

The Visible Policing programme comprises of the following sub programmes:

- Crime prevention
- Border security
- Specialised interventions.

The SAPS seeks to provide a proactive and responsive policing service to discourage and prevent priority crimes by:

- reducing the number of serious crimes from 1 826 967 in 2013/14 to 1 719 527 in 2017/18 through the implementation of sector policing at all stations, crime prevention operations in identified hot spots, and enhanced training for detectives and forensic specialists.
- increasing the number of reported crimes for unlawful possession of and dealing in drugs from 260 732 in 2013/14 to 376 209 in 2017/18 through focused crime prevention and intelligence led police operations.
- increasing the implementation of the pillars of

the Rural Safety Strategy from 515 rural police stations in 2014/15 to 882 rural police stations in 2017/18 through the establishment of mobile contact points and rural safety priority committees, as well as the use of reservists to enhance capacity for rural safety policing.

- ensuring that an average of 85% of police stations provide victim-friendly services to victims of rape, sexual offences and abuse over the medium term
- reacting to 100% of crime-related hits as a result of the movement control system screenings of wanted persons and circulated stolen vehicles over the medium term.

### Crime in South Africa

The incidence of crimes against women in 2015/16 increased by 2,15% when compared with 2014/15. The number of reported crimes against women was 173 461 (This figure includes 1 841 attempted sexual offences).

The breakdown of this increase points to certain areas of concern as murder increased by 8,15%, common assault by 4,03%, assault Grievous Bodily Harm increased 1,64%.

Attempted murder showed a marginal increase of 0,21%. The 0,87% decrease in the detection rate of crimes against women to 73,54% must be addressed going forward, however, the substantial increase in the trial-ready case docket rate from 63,27% to 72,88%, points to greater effectiveness and efficiency within the Family Violence, Child Protection and Sexual Offences (FCS), as does the marginal 0,17% increase in the conviction rate to 82,85%.

The overall number of serious crimes reported in 2015/16 was 1 788 139.

### Crime prevention

Crime prevention operations include planned policing operations based on available intelligence and consist of a variety of police actions, such as roadblocks, patrols, cordon-and-search operations, visits, compliance inspections and searches of premises, persons, vessels and vehicles.

A total of 63 197 crime prevention operations were conducted to enhance visibility in all police station areas from 1 April 2015 to 31 March 2016, compared to 17 130 during 2014/15. Operation Fiela, a national joint operation, was conducted and was supported by provinces at police station level. During 2015/16, a total number of 1 638 466 arrests were made for all crime, compared to 1 707 654 in 2014/15, a decrease of 69 188. Some 1 023 334 arrests were made for serious crime.

Most arrests of all crimes were made in Gauteng with 413 649 or 25,25% followed by the Western Cape with 406 591 or 24,82% and KwaZulu-Natal with 211 484 or 12,91%.

### 10111 call centres

The 22 SAPS 10111 command centres received 7 579 878 calls in 2015/16, compared to 7 466 110 in 2014/15. This reflects a 1,5% increase in the number of calls received compared to 2014/15.

About 2 462 745 or 32,5% of the 7 579 878 calls were registered as police-related emergency calls compared to 2 215 072 or 29,7% in 2014/15. There was a decrease of 2,6% in calls not related to the SAPS from 5 251 038 in 2014/15 to 5 117 133 in 2015/16.

Calls not related to the SAPS emergencies, are classified as hoax, nuisance and non-police-related emergency enquiries, such as fire and ambulance, general enquiries or matters relating to service information to the public.

The large number of calls received that are not related to the SAPS, puts a heavy burden on personnel at command centres to render an effective service, as every call received is considered an emergency call, unless it is determined otherwise.

Non-police-related and especially prank calls, have an impact on the queuing system pertaining to legitimate emergency calls, and hampers service delivery.

### Hostage negotiation

Hostage negotiators have been involved in national and international hostage and related crisis incidents. These incidents include hostages being taken, barricades, kidnapping incidents and also dealing with suicidal or mentally disturbed persons.

The SAPS currently has 397 trained and active negotiators. During 2015/16 hostage negotiators attended to 508 incidents compared with 495 in 2014/15, which may indicate more effective mobilisation of the hostage negotiators.

Hostage negotiators have spent approximately 4 160 working hours on hostage negotiation in 2015/16. National Instruction 11 of 2015: Hostage and Related Crisis Negotiation in the SAPS, publicised in the 2015/16 financial year, will contribute to effective and equitable service rendering in the field of hostage negotiations.

### Inland Water Policing and Diving Service

Police divers provide a diving-related response service in South Africa and support to neighbouring countries, if required. This involves

search, rescue and recovery operations.

It entails the recovery of the bodies of drowned victims, exhibits submerged in water, hazardous liquid or substance, and ensuring adherence to water safety regulations.

Police divers also participate in operations relating to organised water sports or recreational events. The SAPS currently has 232 trained and active divers and 105 trained vessel handlers.

During 2015/16 police divers conducted 1 231 dive-related operations, amounting to 16 576 hours in which 742 bodies of drowned victims were recovered.

### Disaster management

The SAPS responds to different types of natural disaster-related incidents, including severe weather incidents, fire, air or sea-related disasters or other major incidents or accidents.

By the end of 2015, there were nine provincial disaster management coordinators and 139 disaster management coordinators at police station level.

Coordinators are responsible for responding to incidents to assess the disasters and to conduct evacuation, search, rescue and recovery operations in support of other key stakeholders.

Coordinators are responsible for responding to incidents, assess such incidents, and to conduct evacuation, search, rescue and recovery operations, in support of other key stakeholders.

### Accident Combating Service

The SAPS currently has six, established, Accident Combating Units and seven Accident Response Teams countrywide.

Members of the various Units and Teams respond and investigate culpable homicide and high-profile road crashes in support of police stations.

A total number of 10 832 culpable homicide road crashes were attended to in 2015/16 compared to 9 920 in 2014/15.

The Accident Combating Service also provided relevant crash investigation training to 137 members during 2015/16 compared to 53 in 2014/15.

Provincial Accident Combating coordinators are appointed in each province to assist in the functioning of the various units and teams, as well as crash information and data management.

### Mounted service

By the end of 2015/16, 24 mounted units (17 Visible Policing Units and seven Stock Theft units) countrywide.

These units patrol national and provincial

borders, conduct crime-prevention activities, including the prevention of stock theft, recover stolen stock, patrol beaches and major events and play a pivotal role at the procession for the opening of Parliament and provincial legislatures.

During 2015/16, the Mounted Service assessed and provided working certificates for 205 horses. Four members were appointed as mounted assessors to maintain national standards of mounted riders and horses.

Approximately 184 523 hours were spent on horseback during 2015/16, compared to 181 842 hours in 2014/15.

### K9 service

The SAPS has 104 K9 Units countrywide. This includes eight Protection Security Services K9 Units, three Presidential Protection Service K9 Units and two Operational Response K9 Units.

During 2015/16, all SAPS K9 units were inspected and 506 dogs were assessed. Five members were appointed as K9 assessors and one member as K9 moderator, to maintain national standards of K9 handlers and dogs and the issuing of work certificates to K9 handlers and dogs.

From 1 April 2015 to 31 March 2016, the K9 units conducted 504 953 searches, confiscated 3 856 stolen/robbed vehicles and 1 673 illegal firearms, attended to 151 345 complaints and made 54 593 arrests.

The K9 Unit performing duties at the South African borders, conducted 30 214 searches, recovered 33 stolen vehicles and six firearms and made 228 arrests in serious, and less serious incidents of crime.

### Police reaction time

The SAPS measures its reaction times to complaints, from the time the specific complaint is registered on the Crime Administration System or the Global Emergency Mobile Communication system until the time the response vehicle physically stands off at the complaint.

In 2015/16, the national average reaction time for Alpha complaints marginal performance level was 18.23. For Charlie complaints marginal performance level, the reaction was 19.54. The average reaction time for Bravo complaints marginal performance level was 22.55.

### Drug eradication

The SAPS continued representation on the Central Drug Authority and has an oversight role in the implementation of the Departmental Drug Master Plan, which includes activities dealing

with both national and transnational aspects of drug trafficking, law enforcement and combating substance abuse.

During 2015/16, a total of 362 099,840 kg of cannabis was confiscated, compared to 440 269,288 kg in 2014/15. Most of the cannabis was confiscated in Gauteng – 197 925,302 kg (54,66%), 40 098,613 kg (11,07%) in KwaZulu-Natal, and 28 126,405 kg (7,77%) in the Eastern Cape.

A total of 845 852 Mandrax tablets were confiscated during 2015/16, compared to 302 791 tablets in 2014/15. Most Mandrax tablets were confiscated in the Western Cape – 598 609 tablets (68,99%), 185 497 tablets (21,38%) in the Eastern Cape and 37 864 tablets (4,36%) in Gauteng.

### Firearms, Liquor Control and Second-hand Goods

During the period of 1 April 2015 to 31 March 2016, the SAPS confiscated 1 228 662 662 litres of liquor (including 77 433 393 litres of home-brewed beer).

Operation Fiela ensured that targeted liquor control operations focusing on illegal traders and illegal manufacturers of liquor with the key purpose to reduce the supply of liquor within our vulnerable communities, were conducted.

As a result, a total number of 20 126 identified illegal premises and liquor traders were closed, including 111 illegal distributors of liquor. The continuous monitoring of liquor trade premises is vital to ensure 100% compliance in an effort to improve the conditions of communities and to curb the scourge of liquor abuse.

In this regard, 565 040 compliance inspections were conducted during 2015/16 compared to 462 980 in 2014/15. In order to address the challenges experienced by SAPS members in policing and the closing down of unlicensed liquor premises, workshops were held countrywide to address concerns regarding the disposal and confiscation of liquor in operations.

By the end of March 2016, the total number of second-hand goods dealers was 15 994 compared to 15 385 in 2014/15. The number of second-hand goods dealers varies annually due to the registration of new dealers and the closure of others.

During 2015/16, the RRP recovered vehicles, firearms, ammunition, drugs, non-ferrous metal, cable and other goods and dangerous weapons to the value of R48 453 154,68.

The number of firearms and ammunition recovered stood at 76 illegal firearms and 2 572 rounds of ammunition were recovered.

A total of 83 people were arrested for being in possession of illegal firearms while 29 were arrested for illegal possession of ammunition.

### Victims, women and children

In 2015/16, the number of reported crimes against women was 173 461 (This figure includes 1 841 attempted sexual offences). The number of reported crimes against children was 40 689.

### Community partnership programmes

Witbank and Vosman Police Stations were identified as hotspot areas in terms of bank-related crimes.

The SAPS and the South African Banking Risk Information Centre (SABRIC) piloted a bank-related crime awareness campaign at the Witbank Civic Centre on 26 August 2015. Both police stations were provided with 200 SABRIC crime awareness campaign posters and 500 SABRIC 'Making South African banking safe, secure and fraud free' pamphlets to raise awareness in communities. The following programmes were launched as a build-up to the campaign:

- door-to-door campaigns in the hotspot areas;
- road shows;
- engagement/visit to taxi associations;
- engagement with liquor outlet owners;
- engagement with mining sectors;
- visits to farms and smallholdings; and
- visits to churches.

### Mobilisation Support Services

The unit is responsible for rendering support to operational-related and national coordinated operations. This includes the coordination and deployment of the centralized armoured vehicle fleet in terms of its operability, transporting members across the country and the provisioning of accommodation, including tents and equipment. Armoured vehicles play an important role in the SAPS and more specifically, in the Public Order Police environment, as a force multiplier and a vehicle capable of protecting occupants (from gunfire, petrol bombs, etc.)

### Reservists

The reservists system provides for the active involvement of the community in policing to support a community oriented policing approach.

A reservist is a member from the community who volunteers his or her time and services, or expertise, without any expectations of remuneration in support of the SAPS, to create a safe and secure environment where he or she

resides, as part of the formal, approved SAPS structures.

A total of 16 139 active reservists was on strength of the SAPS as on 31 March 2016. As part of the implementation process of the revised reservist system, all existing reservists were screened and the services of 194 reservists with criminal records were terminated.

A pilot recruitment drive was implemented in the Western Cape, Northern Cape, Mpumalanga and the Eastern Cape during January 2015, but due to the enhanced recruitment and selection requirements implemented as part of the revised reservist system, and the fact that the SAPS now focus on quality reservists and not quantity, limited applications were received and few applicants met the requirements.

### Rural Safety

The Rural Safety Strategy, aimed at enhancing safety and security levels, accessibility to policing and service delivery to the rural community, is based on four pillars:

- enhanced service delivery
- integrated approach
- community safety awareness
- rural development.

In 2015, the Rural Safety Strategy had been implemented at 776 of the 879 police stations classified as either rural or rural/urban mixed police stations.

### Emergency response services

Members of the SAPS are usually the first people to arrive at the scene of an accident and saving the life of a victim at an accident may become his/her primary goal. The SAPS offers members the following training: First Aid Levels 1, 2 and 3, Basic Ambulance Assistance and Ambulance Emergency Assistant.

The purpose of these courses is to equip members with the relevant knowledge and skills to in order to provide adequate emergency care and assistance when called on to do so and also within their scope of application.

### Railway Police

The Rapid Rail Police (RRP) delivers a sustainable proactive and reactive policing service in the rail environment and established positive relationships with the commuters, passengers and stakeholders, thereby ensuring a safe and secure rail environment in South Africa.

The RRP is actively involved in policing the long-distance passenger trains, the Shosholozo

Meyl, the Blue Train, the Gautrain and freight rail, which includes approximately 33 000 km of railway lines.

Its functions include cross-border operations (transnational crimes) and disruptive operations, and it acts as a rapid response service to the rail environment.

A total number of 3 196 SAPS Act and 174 Public Service Act members are deployed in the rail environment.

During 2015/16, 40 779 crimes of which 2 516 were contact crimes, 534 contact-related crimes and 339 property-related crimes, were reported in the rail environment.

### Operational Response Services

This division is responsible for the maintenance of public order, to conduct high-risk operations through the combating of rural and urban terror, the execution of search and rescue flights, the stabilisation of volatile situations and the prevention of cross-border crime.

The purpose of the division is to enable police stations to institute and preserve safety and security; to provide for specialised interventions and the policing of South Africa's borders and to discourage all crimes by providing a proactive and responsive policing service that will reduce the levels of priority crimes.

The strategic, tactical, and operational approach of this programme is to respond to and stabilise medium to high-risk incidents to enable normal policing to continue, and falls under the broader tactical environment of the National Intervention Unit (NIU), Special Task Force (STF) and the Public Order Policing (POP) units. The SAPS is responsible for the control of the legal/illegal cross-border movement of all persons and goods at all identified and declared ports of entry.

The division is responsible for the provisioning of operational support to all divisions within the SAPS and includes air support to operational requirements, the rendering of support to operational-related and national coordinated operations and the deployment of members to neighbouring countries in peacekeeping missions.

The National Operational Coordination (NOC) component is responsible for the developing, implementing and monitoring of an integrated all-of-government and police-specific operations to address the SAPS priorities and the JCPS Cluster, and managing of major events.

During the 2015/16 financial year, the NOC managed the planning, coordination and



execution of 32 national operations, as well as 20 Cabinet-approved major events in terms of the Safety at Sports and Recreational Events Act, 2010 (Act 2 of 2010).

### Specialised interventions

The responsibility to respond to and stabilise medium to high-risk incidents to enable normal policing to continue, falls under the broader, tactical NIU, the STF and the POP units.

A total number of 16 922 medium to high-risk incidents were attended to and successfully stabilised.

These include 2 098 interventions by the NIU, 131 operations by the STF and 14 693 crowd-related incidents. The SAPS has 28 POP units countrywide (one national unit in Pretoria and 27 provincial units). A total number of 4 617 members and support personnel are deployed at the POP Units, which includes 4 227 operational POP members and 390 members rendering a support service. During 2015/16, a total number of 14 693 crowd-related incidents were responded to and successfully stabilised.

These include 11 151 peaceful incidents such as assemblies, gatherings and meetings and 3 542 unrest-related incidents, such as labour disputes, including the mining sector, dissatisfaction with service delivery by local municipalities, demarcation of municipality borders, but also in the transport and education sectors.

A total number of 3 603 arrests were made during the 3 542 unrest-related incidents. Visible Policing policed a total number of 1 302 crowd-related incidents.

There was a notable increase of 1 253 crowd unrest incidents in 2015/16, compared to 2014/15.

### SAPS Air Wing

By the end of 2015, the SAPS had 49 aircraft, which included 37 helicopters and 12 fixed-wing aeroplanes. The total of 37 helicopters includes eight BO105 helicopters, which have been removed from service due to ageing and serviceability constraints.

By the end of March 2016, the SAPS had 50 pilots, which include 36 helicopter pilots, seven fixed-wing pilots, and seven pilots flying both helicopters and fixed-wing aeroplanes.

There are 10 female fixed-wing trainee pilots as part of the transformation programme in the Air Wing. A total of 5 287.7 hours were flown during 2015/16, compared to 6 456.0 hours in 2014/15.

This includes 4 217.8 operational hours which were flown for crime-related matters such as

call-outs (1 566.7), crime prevention (1 130.7), planned operations (999.3) and assistance to the specialised forces (521.1).

Call-outs included airborne assistance in incidents such as armed robberies, house robberies, hijacking, vehicle theft, stock theft, game theft, serious and violent crime investigations, unrest-related incidents and crowd control, operational support to other units, and search-and-rescue incidents.

A total of 1 069.9 hours were flown for flights that were not crime related, such as communication flights (367.4), shows (19.3), training (493.8) and maintenance flights (189.4).

As part of the SAPS Cannabis Eradication Programme, a cannabis eradication operation was executed in two areas of Swaziland, namely Nhlanguano and Piggs Peak, and a total of 380.7 hectares were sprayed from 16 June 2015 to 28 June 2015. A cannabis destruction operation was planned for the Eastern Cape in the Lusikisiki area.

### Tracking and tactical response teams

Tracking teams are established in all nine provinces. By the end of 2015, there were 172 members. A total of 2 798 suspects wanted for serious and violent crimes, were traced.

During 2015/16, a total of 2 513 wanted suspects were arrested compared to 2 262 wanted suspects arrested in 2014/15. The total of 2 513 arrests include arrests for murder, aggravated robbery, ATM bombing and sexual offences.

### Mobile operations

The Mobile Operations Unit is responsible for safeguarding valuable and/or dangerous government cargo, including cargo of a material or monetary value with considerable importance or quality, such as cash currency, printing material as well as cargo causing danger, risk or harm such as explosives and ammunition, nuclear material, firearms and drugs.

There are two Mobile Operation Units, one each in Pretoria and Cape Town. A total number of 151 cargos were protected during the period under review, and there were no security breaches.

### International assistance

The SAPS renders other specialised policing services to the Southern African Development Community (SADC) region and the African continent by means of deployment of members on peacekeeping missions and cross-border operations.

## Border security

The SAPS is responsible for the control of the legal and illegal cross-border movement of all persons and goods at all ports of entry, as assigned to it by law.

The ports of entry include all declared or designated land ports, seaports and international airports. There are 72 ports of entry in South Africa, consisting of 53 land ports, 10 international airports and nine seaports (inclusive of one dry port).

The Department of Home Affairs controls the Movement Control System (MCS) and the Enhanced Movement Control System (EMCS). These systems are interfaced with the SAPS Circulation System.

Both the EMCS and the MCS have a database of all circulated, missing and wanted persons, as well as stolen and robbed vehicles.

The MCS and EMCS monitor the movement of wanted/missing persons and circulated stolen/robbed vehicles at the ports of entry. There are only four ports that function on the MCS, while 67 ports function on the EMCS.

City Deep, the only dry port in South Africa, does not function on either systems as it monitors the movement of containers and cargo destined for South Africa and neighbouring countries.

During 2015/16, a total number of 2 717 wanted persons and 3 644 circulated stolen/robbed vehicles resulted in hits compared to 2 746 wanted persons and 3 874 circulated stolen/robbed vehicles in 2014/15.

These hits were responded to, which in turn, resulted in the arrest of 564 wanted persons and warrants of arrest were issued for them. A total of 266 stolen and hijacked vehicles were recovered and 277 arrests emanated from the EMCS/Circulation System.

To enhance the national security and territorial integrity at ports of entry, a total number of 3 896 planned crime prevention and combating actions were conducted, comprising 3 030 roadblocks, 42 620 vehicle patrols and 668 vehicle checkpoints. A total of 45 857 foot patrols, 78 borderline patrols, 1 490 vessel patrols and 15 687 perimeter inspections.

## Detective services

The Detective Service Division consist of the following components:

- The General Crime Investigations Component is responsible for managing and securing the effective investigation of crimes at station level, in accordance with their mandate and includes the Harmful Religious Practices, Missing Persons and Crime Stop Sections.

- The FCS Investigations Component includes FCS Operations and is responsible for conducting effective and efficient investigations of crimes emanating from the FCS mandate and the Forensic Social Work Sections that are responsible for rendering forensic social work support to these investigations.
- The Specific Crime Investigations Component includes the Vehicle Crime Investigations, Stock Theft and Endangered Species, National Investigation Unit, Technological Investigative Support Centre Cross-Border and International Vehicle Crime Investigation units.

The Detective Service Centres implemented in the various provinces are focused at providing a 24-hour service at identified police stations.

However, all police stations in all the provinces already have a Detective Unit at a police station that provides this service, but it is not available 24 hours.

At stations where there is no 24-hour service, station members are placed on standby to give attention to cases that are reported after hours.

## Specific crime investigation

The investigation of stock theft and theft of endangered species, will remain a priority due to its economic impact and these being pillars in ensuring sustainability in the economy and agricultural environment.

National Vehicle Information Control Centre (NAVICC) did a total number of 138 449 transactions on the system. A total number of 2 935 transactions were concluded for investigating officers who personally went to NAVICC in order to verify the information of stolen vehicles that were circulated.

The SAPS Vehicle Clearance Help Desk renders support to approximately 300 vehicle clearance offices. The help desk did a total number of 15 238 transactions on the system to process vehicle clearances.

The function of the National Investigation Unit is to investigate priority cases that the National Commissioner, the Deputy National Commissioners and Provincial Commissioners of the SAPS refer to the Detective Service Division for investigation. During the 2015/16 financial year, 150 suspects were arrested for crimes ranging from murder, attempted murder, armed robbery, housebreaking and theft, common robbery, kidnapping, dealing in and possession of precious metals and hijacking.

Various items which included motor vehicles, rhino horns, jewellery, firearms, TV sets and cellphones, were confiscated.

### Crime Stop and Primedia Crime Line

The partnership between the Primedia Group, SAPS and the Crime Stop Call Centre creates a platform to provide anonymous information/intelligence on criminal activity from the public. Between April 2013 and March 2014, the call centre received 169 343 calls and 3 368 SMSs.

These led to 307 positive cases, 453 arrests and the confiscation of goods to the value of R187 158 841.28. Crime Stoppers International is an organisation with 22 member countries, including South Africa.

### Bureau for Missing Persons

The Bureau for Missing Persons provides investigative support to members tasked with investigations into the disappearance of persons, including people being sought by loved ones, as well as by law-enforcement agencies.

This support includes the circulation of information and photographs of missing and wanted persons, as well as unidentified bodies, both internally to SAPS members, as well as nationally and internationally through printed and electronic media and mediums to the general public.

The aim is to encourage communities to come forward with information that may assist the investigating officers in finding such persons or assist in the identification of bodies, if the identity of the deceased is unknown.

The function of the Bureau for Missing Persons includes awareness projects such as roadshows and static displays, in order to educate the general public, especially children, on the missing person's phenomenon in South Africa.

### Specialised investigations

The mandate of the Directorate for Priority Crime Investigation (DPCI), known as the Hawks, is to prevent, combat and investigate national priority offences, focusing on serious organised crime, serious commercial crime and serious corruption.

### Serious commercial crime

The detection rate for serious commercial-related charges increased from 94, 8% in the previous financial year, to 96,75% (an increase of 1,95%).

The achievement is attributed to commanders monitoring and evaluating members' performance production sheet monthly, including the prioritisation of cases, continuous monitoring of crimes reported, and continuous engagement with investigating officers on the achievement of set goals.

In addition, the unit is supported by prosecutor-guided investigations. During the period under review, the Serious Commercial Crime Unit succeeded in arresting government officials and members of the private sector, including foreign nationals, for crimes ranging from investment fraud, tax fraud, bank fraud and departmental fraud with a total value of R148.9 million.

The percentage of trial-ready case dockets decreased marginally from 58,8% in the previous financial year to 58,59% (0,21%), yet achieved against the set target of 53%. Measures such as the proper screening of case dockets and investigating to arrest as opposed to arresting to investigate. A total of 2 359 arrests were effected, resulting in 1 476 years of convictions being secured.

### Serious organised crime

The organised crime investigation units within the DPCI are responsible for:

- prevention of a cross-sector of organised crime-related activities including illegal drugs
- plundering precious metals and diamonds
- smuggling firearms and weapons
- human trafficking
- money laundering
- specific violent crime
- smuggling or stealing non-ferrous metals
- vehicle-related crime
- endangered species
- crimes against the State.

### Criminal records and forensic sciences

The Forensic Services Division plays a crucial role towards the realisation of the SAPS strategic objectives by contributing to the successful prosecution of crime. Impartial data provided by crime scene investigators and forensic analysis is required to build cases based on physical evidence.

Forensic Services forms an integral part of criminal investigations from the crime scene to the courtroom. Its service delivery is structured into three main operational environments namely the:

- criminal record and crime scene management focusing on crime scene management with emphasis on crime scene processing, forensic evidence collection, as well as the storage and maintenance of criminal records
- forensic laboratory focusing on processing and analysing forensic exhibits
- quality management that focuses on quality assurance and improving business performance.

### Crime intelligence

This unit manages crime intelligence and analyses crime information. It also provides technical support for investigations and crime prevention operations. Its objective is to contribute to combating crime by conducting 875 network operations by 2017/18 in support of crime prevention, investigation and prosecution.

During 2015/16, a total of 47 349 enquiries were investigated, over achieving the prescribed target of 13 350 with 33 999 (71,8%). A total number of 39 066 ad-hoc operations were conducted during the period under review, over achieving the prescribed target of 20 023 with 19 043 (48,7%).

A total number of 859 network operations were conducted during the period under review, over achieving the prescribed target of 759 with 100 (13,1%).

During the period under review, the Crime Intelligence Division provided information that led to the arrest of 14 406 persons and confiscated goods to the value of R302 887 411 704.00, in support of other divisions.

### Protection and security services Presidential Protection Services (PPS)

The PPS component is a national competency with Provincial PPS offices located in Gauteng, the Western Cape, KwaZulu-Natal and the Eastern Cape.

The PPS component provides in-transit and static protection to the President, the Deputy President, former Presidents, former Deputy Presidents, their spouses, identified VIPs, including foreign Heads of State/Government and former Heads of State/Government and their spouses and at strategic government installations. The in-transit protection function is performed in Gauteng, the Western Cape and KwaZulu-Natal, including at national level.

The static protection function is performed in the provinces indicated above as well as in the Eastern Cape and at national level.

During 2015/16, in-transit protection was provided to 84 national, 135 provincial and 62 foreign dignitaries visiting South Africa. No security breaches occurred.

Operational protection was also provided to 362 major, special and provincial events, including the 104 year celebration for the African National Congress, the African Union (AU) Summit and the Forum on China-Africa Cooperation.

In-transit protection was provided to 16 presidential dignitaries. The presidential VIPs conducted 187 visits outside the borders of South

Africa and on some of the visits, depending on the length of the flight, had to make refuelling stops.

Over the years, the provision of static protection posed some challenges. However, with the relentless strategies designed and implemented, security breaches decreased gradually from six in 2013/14 to one in 2014/15 and zero in 2015/16.

On 26 January 2016, the Department of Defence (DoD) granted approval to transfer the historical data relating to National Key Points (NKPs) to the SAPS. The transfer of the data is in accordance with the proclamation signed by the former President of South Africa on 10 February 2004 that the regulatory function of NKPs be transferred to the SAPS.

### Department of Defence

The primary role of the South African National Defence Force (SANDF) is to defend South Africa against external military aggression.

In this regard deployment in an internal policing capacity is limited to exceptional circumstances and subject to parliamentary approval and safeguards.

Defence objectives as outlined by the department's Strategic Plan include the defence mandate as per section 200(2) of the Constitution, that of protecting South Africa, its sovereignty, its territorial integrity, its interests and its people in accordance with the Constitution and principles of international law.

The SANDF's main objectives are:

- the defence and protection of South Africa, its people and important national interests
- the safeguarding of South Africa and its people through aspects such as border safeguarding, supporting the SAPS and fulfilling South Africa's treaty obligations
- the defence contribution to South Africa's international agenda and the promotion of regional and continental peace and stability
- supporting civil authority in times of crisis, need or turmoil, and the defence contribution to South Africa's developmental priorities
- the civil control over defence and the accountable use of defence resources.

The SANDF has a defensive orientation and a non-threatening posture in accordance with the White Paper on National Defence of the Republic of South Africa.

The Defence Review 2014 embarked on a diagnostic of the defence function and analysed the strategic role that the SANDF should play.

While a number of the principles established during the 1998 Defence Review process

remain relevant, strategic circumstances called for a far greater DoD contribution towards the continuance of South Africa's national security, the strengthening of democracy in Africa and meeting South Africa's international responsibilities. The Defence Review 2014 defines and expands on the guiding principles that will steer the SANDF through the next 20 to 30 years.

The Defence Review 2014 indicates the broader role of the SANDF within a developmental State. It does not focus purely on what the SANDF is against but additionally provides the framework for what the SANDF is for and what the nation expects the SANDF to do. This includes the positive role it should play in support of nation building, as an adjunct to its traditional roles and functions.

### Legislation, policies and strategies

The DoD derives its mandate primarily from Section 200(2) of the Constitution.

The mandate is given substance by the:

- Defence Act, 2002 (Act 42 of 2002), as amended
- the General Regulations; the *White Paper on Defence (1996)*
- Defence Review (2014) and delegated legislation
- The National Conventional Arms Control Committee (NCACC) was established by the National Conventional Arms Control Act, 2002 (Act 41 of 2002) to ensure compliance with government policies in respect of arms control and to provide guidelines and criteria to be used when assessing applications for permits
- The Military Veterans Affairs Act, 1999 (Act 17 of 1999), came into effect in February 2001.
- The Military Veterans Act, 2011 (Act 18 of 2011), enjoins the Department of Military Veterans (DMV) as part of its legislative mandate, restores the dignity and memorialises those who sacrificed their lives for the benefit of democracy and freedom in South Africa.

### Military strategy

The Military Strategy was revised and amended to ensure that it is aligned with the National Security Strategy and the Defence Review (2014).

The Military Strategy of South Africa is derived from the Constitution, the *White Paper on Defence (1996)*, the Defence Review (2014) and the National Security Strategy. The purpose of military strategic objectives is to defend South Africa in accordance with the UN Charter, which allows for any country to defend itself. This

self-defence aims at protecting the country and its territorial integrity.

The SANDF uses a mission-based approach to achieve the military strategic objectives of the DoD and DMV. This approach allows for wartime and peacetime missions to direct the Peacetime Strategy for Force Preparation, and to guide joint, interdepartmental, inter-agency and multinational force preparation as well as force employment during times of conflict.

### Force preparation

The chiefs of the South African Army (SA Army), South African Air Force (SAAF), South African Navy (SAN) and the South African Military Health Service (SAMHS) are responsible for providing combat-ready defence capabilities in accordance with the military strategic objectives and operational requirements.

Each division must structure, position and maintain itself to provide forces able to participate successfully, as part of a joint, interdepartmental and multinational grouping, in the execution of all missions.

Some group system/formations established by the different services include:

- SA Army – infantry, artillery or armour formations
- SAAF – air capabilities within the air command
- SAN – fleet command
- SAMHS – military-health formations.

### Budget and funding

The total budget for the DoD for the 2015/16 financial year was R45 088 161 billion.

### Organisational structure

The DoD and DMV adhere to the principles of civil control and oversight through the Minister of Defence and Military Veterans, various parliamentary committees such as the Joint Standing Committee on Defence and the Defence Secretariat.

While the Minister of Defence and Military Veterans is responsible for providing political direction to the department, the Joint Standing Committee on Defence ensures that the Minister remains accountable to Parliament.

However, for day-to-day administration and the coordination of strategic processes, the Minister of Defence and Military Veterans relies on the Defence Secretariat, which is the civilian component of the department.

### Secretary for Defence

The Secretary for Defence manages the Defence Secretariat and is the accounting officer of the



DoD and DMV.

As head of the department, the Secretary for Defence is responsible for advising the Minister regarding defence policy by:

- enhancing civil control through briefings to the parliamentary committees having oversight over the department and the Minister over the department
- providing the Chief of the Defence Force with comprehensive instructions
- monitoring compliance with policies and directions issued by the Minister to the Chief of the Defence Force

### Chief of the SANDF

The Chief of the SANDF is appointed by the President.

These duties include:

- advising the Minister of Defence and Military Veterans on any military, operational and administrative matters
- complying with directions issued by the Minister.
- formulating and issuing policies and doctrines.
- exercising command by issuing orders, directives and instructions
- directing, managing and administering
- executing approved programmes of the defence budget
- employing the armed forces in accordance with legislation
- training the armed forces
- maintaining defence capabilities
- planning contingencies
- managing the defence force as a disciplined military force.

### Force Employment

The Force Employment Programme provides and employs defence capabilities, including an operational capability, to conduct all operations as well as joint, interdepartmental and multinational military exercises.

This programme ensures successful joint force employment by:

- providing and employing a special operations capability in accordance with national requirements
- ensuring full participation in the number of peace missions as instructed by the President
- conducting joint, interdepartmental, inter-agency and multinational military force preparation exercises (excluding Special Forces and multinational air transport exercises)
- conducting operations to protect the territorial integrity and sovereignty of South Africa, to

support other government departments, and to comply with its international obligations.

In the pursuance of the national safety and security objectives of government, the Force Employment Programme ensured the safeguarding of South Africa and its people against a wide range of threats, many of which were non-military in nature.

The joint military capabilities were employed in an interdepartmental, interagency and/or multinational regional manner that maintained and ensured a condition of peace, safety, security and stability in a continuous and non-interruptive manner.

### Landward Defence Programme

The Landward Defence Programme provides prepared and supported landward defence capabilities for the defence and protection of South Africa.

It contributes to defence and protection of South Africa and its territory by:

- providing an infantry capability for external deployment, and a Chief SANDF reaction force for internal safety and security, including border safeguarding
- exercising a tank and armoured car capability, and providing a multi-rolled squadron for internal deployment
- exercising a composite artillery and a light (airborne) artillery capability, and providing a multi-rolled battery for internal deployment
- exercising an air defence artillery and a light (airborne) air defence artillery capability, and providing a multi-rolled battery for internal deployment
- providing a sustained composite engineer capability for external deployment as well as for internal safety and security, and exercising a light (airborne) engineer squadron and a field engineer capability
- providing a signal capability for external deployment and internal signal support, and exercising a composite signal capability.

The SA Army soldiers and equipment were made available to comply with Joint Force Employment requirements to support the operations Africa in the Democratic Republic of Congo (DRC) and Sudan in support of the UN missions.

### Air Defence

The Air Defence Programme provides prepared and supported air defence capabilities for the defence and protection of South Africa.

It contributes to the defence and protection of South Africa and its airspace by providing:

- helicopter capability consisting of transport

- and combat support
- air transport, including VIP and maritime capabilities
- fighter capability
- air command and control capability.

In the external domain, the SAAF provided air capabilities for search and rescue operations, assistance to the Mozambican Defence Force with counter-piracy operations in the Mozambique Channel, border-safeguarding operations, VIP flights, the SANDF contingent in support of the UN Stabilisation Mission in the DRC and anti-rhino poaching operations in the Kruger National Park.

### Maritime Defence

The Maritime Defence Programme provides prepared and supported maritime defence capabilities for the defence and protection of South Africa.

It contributes to the defence and protection of South Africa and its maritime zones by providing:

- surface combat and patrol capability
- sub-surface combat capability
- mine warfare capability to ensure safe access to South African harbours, and where mine clearance may be required
- maritime reaction squadron capability comprising an operational boat division, an operational diving division and a naval reaction division
- hydrographic survey capability to ensure safe navigation in accordance with its international obligations.

The SANavy continued to engage in international maritime cooperation, specifically in combating maritime piracy and crime in the Mozambique Channel. This ensured the enhancement of regional defence cooperation to comply with the national political direction and foreign policy.

### Military Health Support

The Military Health Support Programme provides prepared and supported health capabilities and services for the defence and protection of South Africa.

This consists of:

- health support capability for deployed and contingency forces
- comprehensive multidisciplinary military health service for SANDF members and their dependents.

The SAMHS has the dual mission of providing health support during internal and external operations and force health sustainment (i.e healthcare services at static healthcare facilities to eligible clients). It also provides healthcare for

the President, the Deputy President and other VIPs as authorised.

### Other Divisions

Various divisions within the SANDF have specific responsibilities and capabilities including:

- Defence Intelligence Division: provides a defence intelligence, counter-intelligence and defence foreign relations capability
- Joint Logistic Services, a subprogramme of the General Support Programme: provides logistic services.
- Command and Management Information Systems Division (a subprogramme of the General Support Programme): provides command and management information systems and related services
- Military Police Division (a subprogramme of General Support that provides military policing capabilities and services.

### Defence Reserve Force

As part of the one-force concept, the Reserves will continue to be transformed and revitalised to fulfil their primary role of providing a large component of the conventional landward capability of the SANDF whilst at the same time supplementing peace support missions conducted by the Regular.

The DoD will continue to focus on the recruitment and training of university students through the University Reserve Training Programme. The reduction of the financial resource allocation for the Military Skills Development System, as a feeder system for the Reserves may have a negative impact on the numbers of available Reserves and the ability of the SANDF to rejuvenate forces.

The Reserves have contributed significantly to all SANDF deployments externally and internally. For the first time in the history of SANDF Reserves, a full battalion with troops and leader group was deployed on border safeguarding.

### Defence Diplomacy

The department contributes to South Africa's international diplomacy by:

- placing and managing defence attachés
- establishing and maintaining bilateral and multilateral agreements
- participating in the activities of the defence structures of multinational organisations such as the UN, the AU and SADC (especially in the Interstate Defence and Security Committee)
- meeting the international obligations of the DoD in line with international agreements, which may include search-and-rescue and

hydrography.

### Peace-Support Operations (PSOs)

The role of the SANDF in promoting peace and security in the region and African under the auspices of the UN, AU and hybrid Peace-Support Operations (PSOs), necessitates the enhancement of the SANDF's peacekeeping capability that will include the SANDF's Forward Deployment Capability.

The requirement for the stabilisation of the region and the continent necessitated the SANDF's participation in a wide range of prominent and internationally recognised PSOs.

The SANDF continued to be part of the UN peace support and enforcement missions in the DR Congo. The Chief of Joint Operations, Lt Gen Derrick Mgwabi, was appointed by the UN Secretary-General as the Force Commander for MONUSCO – the single largest UN military mission in the world.

The SANDF was at the forefront of creating the African Capacity for Immediate Response to Crises (ACIRC) as an interim measure towards establishing the African Standby Force (ASF). The country was also tasked with being the Framework Nation for ACIRC until June 2016.

In November 2015, South Africa hosted Exercise AMANI AFRICA II on behalf of the AU to assess the readiness of the ASF.

### Border safeguarding

During the 2015/16 financial year, the SANDF increased the subunits deployed on the borders of South Africa from 13 to 15.

### Military Skills Development System

The Military Skills Development System will, through professional education and training, result in all young officers being in possession of a bachelor's degree by the time they are promoted to the rank and level of major by 2020.

Joint Senior Command and Staff Programme graduates will attain a postgraduate diploma or honours degree that paves the way for Executive National Security Programme graduates to obtain master's degrees. These degrees will be awarded through institutions of higher education accredited by the Council of Higher Education.

### National Youth Service (NYS)

The Policy on NYS was discontinued due to the fact that the DOD is not the leading department. During 2015/16, the NYS Programme was supported, amongst others, by means of participating in the National Rural Youth Service Corps Programme (NARYSEC).

A total of 1 364 NYS participants were trained during the 2015/16 financial year. NYS participants who were medically unfit to undergo training at SANDF units attended a similar leadership development programme at the Thaba Nchu NARYSEC College with the DOD's support.

### Role players

#### National Conventional Arms Control Committee

The NCACC is a committee of ministers, of which the Minister of Defence and Military Veterans is a member. The NCACC oversees policy and sets control mechanisms for the South African arms trade.

It also ensures that arms-trade policies conform to internationally accepted practices.

Companies interested in exporting arms have to apply for export permits, whereafter the Ministry of Defence and Military Veterans processes the applications. Each application is also sent for scrutiny to the relevant government departments, such as international relations and cooperation or trade and industry.

The application is then referred to the various directors-general for their recommendations, whereafter the NCACC makes the final decision.

An independent inspectorate ensures that all levels of the process are subject to independent scrutiny and supervision, and are conducted in accordance with the policies and guidelines of the NCACC.

The inspectorate submits periodic reports to the Joint Standing Committee on Defence.

#### Defence Force Service Commission

The Defence Force Service Commission was established in terms of the Defence Amendment Act of 2010.

Its functions include making recommendations to the Minister of Defence and Military Veterans concerning improvements to salaries and service benefits of members of the SANDF.

#### South African Aerospace, Mar African Union itime and Defence Industries Association (AMD)

The AMD's primary objective is to represent the South African industry in matters of mutual interest in pursuit of profitability, sustainability and responsible corporate citizenship.

The association is acknowledged as the only trade association of South Africa's Defence Industry (Sadi), and is mandated by its members to promote and champion the collective interests of the industry.

It comprises a cluster of leading companies in the South African private and public sector that supply defence materiel, products and services.

AMD member companies supply products and services to the DoD, government organisations and other contractors, locally and internationally, in the defence and security marketplace.

As Sadi is one of the cornerstones of a stable and growing South African economy, the AMD is responsible for ensuring that a world-class, indigenous defence industry capability is maintained in a sustainable manner.

The AMD's involvement in international marketing includes:

- co-hosting Africa Aerospace and Defence
- co-publishing the *Sadi Directory*
- negotiating the structuring of export incentives and the sponsorship of international trade show pavilions.

Within an emerging Defence Industry Support Framework, the DoD, in collaboration with the Armaments Corporation of South Africa (Armcor) and the AMD, will continue providing effective support to enable Sadi to exploit export opportunities within the South African political and legal context.

The services range from information sharing on possible opportunities to facilitating the provision of defence personnel, facilities and equipment for use by Sadi in demonstrations for export purposes.

The AMD, through its membership, is strategically well positioned and capable of supporting the government in achieving its AU and New Partnership for Africa's Development objectives.

### Castle Control Board

According to its Annual Performance Plan, the mission of the Castle Control Board (CCB) is to be a service-oriented public entity, striving to optimise its tourism potential and accessibility to the public and to preserve and protect its cultural and military heritage. Among its values are the restoration and preservation of the dignity of the military in society, and national unity.

The main objectives of the board are to preserve and protect the military and cultural heritage of the Castle of Good Hope, to optimise its tourism potential and public access to it.

The board needs to practise sound corporate governance characterised by such things as accountability and responsibility as espoused by the *King III Report* on corporate governance.

Several entities perform activities, occupy or use parts of the Castle of Good Hope, at no consideration to the department.

### Armaments Corporation of South Africa

Armcor derives its mandate from the Armcor Act of 2003. Its mission is to meet the acquisition, maintenance and disposal needs of the DoD and other clients in terms of defence matériel and related products and services.

The corporation maintains strategic capabilities and technologies, and promotes the local defence related industry, ensuring that the SANDF receives quality equipment to carry out its mandate

In line with Outcome 3 (all people in South Africa are and feel safe) of government's 2014-2019 MTSF, the focus of Armcor over the medium term will be on meeting the defence matériel requirements of the DoD effectively, efficiently and economically.

### Denel Group of South Africa

Denel is consolidating on the gains of a number of strategic decisions, including the turnaround the company embarked on over three years ago. The company's future is positive, with an order book of more than R35 billion, triple the value of secured orders of a few years ago and a six-fold annual revenue cover.

In addition, it is pursuing a number of significant opportunities totalling R37 billion. Denel is confident that more than half of these opportunities will be concluded in the short-to medium-term. This is the highest order book in Denel's history and provides a stable platform for future growth, expansion and sustainability.

The existing order book is largely focused on Denel's traditional strengths within the missile, artillery, military vehicles, ammunition and aerostructures capabilities. The company has deliberately strengthened its leadership position in landward defence systems and mobile infantry with the acquisition of BAE Systems' Land Systems South Africa, subsequently renamed Denel Vehicle Systems.

For Denel to continue to grow into the future, the company must keep up with modern defence trends and requirements, while at the same time providing a wide spectrum of capabilities to customers.

The 2014 Defence Review calls for Denel to be the custodian of critical strategic and sovereign capabilities, especially in command and control and the maritime environment. The recent establishment of a Denel Integrated Systems and Maritime division enables it to move rapidly into areas that are of strategic importance for South Africa's future security.

The maritime division of the business has given Denel a strong initial foothold in the

naval defence environment and the company is confident that it will become a catalyst in a number of maritime defence acquisition programmes that are currently in the pipeline. Denel is in the process of acquiring a stake in a defence command-and-control business in line with its strategic intent.

A plant renewal process underway at ammunition manufacturer Denel PMP, will improve the company's competitiveness in the export environment, grow its revenue base and enable it to continue meeting strategic national objectives. The renewal will be undertaken within the next five years and will assist Denel in growing its revenue base.

Denel's revenue growth has been attributed to a 34% surge in exports, which now accounts for 52% of total revenue. Relationships with foreign clients are stable with long-term partnerships in place on key projects such as the supply of turrets for infantry combat vehicles, the development of a 5th generation air-to-air missile and the ongoing contract to manufacture advanced aerostructures for the Airbus A400M airlifter.

The company has achieved a net profit of R270 million, which shows an increase of R76 million on the previous financial year results. Denel's debt to equity ratio has remained steady at 1.1 and the earnings before interest and tax improved by 41% to R399 million. This can largely be attributed to the growth in export revenue and the effective management of operating costs.

Denel is developing a new Small African Regional Aircraft to serve regional destinations that are currently not accessible for existing passenger planes. On this ground-breaking project, the company is collaborating with academics and postgraduate students at local universities to develop a technology demonstrator. Through this process, it is creating new horizons for young engineers and artisans who are entering the industry.

About 70% of the supply-chain budget was spent on local suppliers, with a 22% allocation to black-owned companies in the 2015/16 financial year. Spend on black women-owned companies grew from 2.8% to 8.1%, while the number of enterprise development beneficiaries in the same period grew from 67 companies to 114.

## Department of Military Veterans

The DMV derives its mandate from the Military Veterans Act of 2011, which requires the department to provide national policy and standards on socioeconomic support to military veterans and to their dependants, including

benefits and entitlement to help realise a dignified, unified, empowered and self-sufficient community of military veterans

The department's strategic goals over the medium term are to:

- coordinate and facilitate the provision of socio-economic support services to military veterans
- manage and coordinate military veterans' empowerment and stakeholder relations services
- ensure that the needs of military veterans and their dependants are addressed.

The objectives of the DMV are to:

- Provide socio-economic support services to military veterans over the medium term by:
  - establishing and maintaining the credibility and security of the national military veterans' database through consolidating data, updating software and updating personal files of military veterans on an ongoing basis
  - facilitating access to benefits espoused in section 5 of the Military Veterans Act of 2011 for eligible military veterans by 2016/17.
- Developing strategic partnerships with other organs of the State and in broader society to advance delivery on social services to military veterans and their dependants, where this is applicable, to ensure that:
  - 6 000 military veterans have decent housing over the medium term
  - 29 000 military veterans have access to healthcare services by 2016/17
  - 1 800 eligible military veterans and dependents across the country are provided with ongoing education support by 2016/17
  - targets agreed with service delivery agencies are achieved and the benefits accessed by military veterans as espoused in section 5 of the Military Veterans Act of 2011, are reported on comprehensively by 2016/17.
- Provide strategic leadership to the socio-economic sector by conducting ongoing research on pertinent issues affecting military veterans and by developing requisite policies; implementation norms and standards, strategies, guidelines and frameworks by 2016/17.

## Legislation

The DMV derives its mandate from the Military Veterans Act of 2011, which requires it to provide national policy and standards on socioeconomic support to military veterans and to their dependants, including benefits and entitlements to help realise a dignified, unified, empowered and self-sufficient military veterans' community.



## Programmes and projects

### Military Veterans Management

The Military Veterans Management received a Cabinet approved additional allocation of R2,1 billion between 2013/14 and 2016/17 to provide for military veterans' benefits.

This is also the reason for the projected increase in spending on transfers and subsidies between 2013/14 and 2016/17.

The NDP calls for the reduction in unemployment and expansion in enrolments in further education and training.

The DMV provides socio-economic services to facilitate employment opportunities for military veterans with the support of line function departments, private companies and State agencies.

## Department of State Security

The mandate of the State Security Agency (SSA) is to provide government with intelligence on domestic, foreign or potential threats to national stability, the constitutional order, and the safety and well-being of its people.

This enables government to implement and improve policies to deal with potential threats and to better understand existing threats.

The SSA comprises:

- The Domestic Branch.
- The Foreign Branch.
- The Intelligence Academy.
- National Communications.

The SSA focuses on matters of national interest including terrorism, sabotage, subversion, espionage and organised crime.

## Legislation and policies

The SSA is governed by the following legislation and policies:

- Constitution of South Africa, 1996
- Proclamation: *Government Gazette 32566*
- Intelligence Services Act, 2002 (Act 65 of 2002)
- *Ministerial Notices No 32576*
- *Government Gazette No 25592: Intelligence Services Regulations 2003*
- National Strategic Intelligence Act, 1994 (Act 39 of 1994)
- Intelligence Services Oversight Act, 1994 (Act 40 of 1994)
- Intelligence Services Act, 2005 (Act 65 of 2005)
- *White Paper on Intelligence (1994)*
- Protection of State Information Bill, November 2011
- Diplomatic Immunities and Privileges Act,

2001 (Act 37 of 2001)

- Regulation of Foreign Military Assistance Act, 1998 (Act 15 of 1998)
- Defence Act, 2002 (Act 42 of 2002)
- SAPS Act, 1995
- Financial Intelligence Centre Act, 2001 (Act 38 of 2001)
- Regulation of Interception of Communications and Provision of Communication-related Information Act, 2002 (RICA) (Act 70 of 2002)
- Auditor-General Act, 1995 (Act 12 of 1995).

## Functions

### Domestic branch

The National Strategic Intelligence Act, 1994 (Act 39 of 1994), defines the primary functions of the Domestic Branch as gathering, correlating, evaluating and analysing domestic intelligence to:

- identify any threat or potential threat to the security of South Africa or its people
- supply intelligence regarding any such threat to the National Intelligence Coordinating Committee (NICOC)
- gather departmental intelligence at the request of any interested national department and without delay to transmit such intelligence that constitutes departmental intelligence to the relevant department
- fulfil the national counter-intelligence responsibility and for this purpose to conduct and coordinate counter-intelligence to gather, correlate, evaluate, analyse and interpret information regarding counter-intelligence to identify any threat or potential threat to the security of South Africa or its people
- inform the President of any such threat
- supply (where necessary) intelligence relating to any such threat to the SAPS for the purposes of investigating any offence or alleged offence.

In view of these functions, the Domestic Branch's responsibilities include:

- fulfilling a proactive, anticipatory or early warning role of scanning and assessing the total (economic, social, political and environmental) domestic security situation to identify and report to the policy maker or executive departments any signs or warning signals of threats or potential threats to the constitutional order and the safety of the people
- performing a reactive monitoring role in tracking events when a threat/crime has been identified or a crisis has already arisen, without duplicating the role of the other executive departments; the purpose of this monitoring role is mainly to enhance investigation and

prosecution by providing tactical information and intelligence to enforcement and prosecution institutions and to decide the extent and the implications of threats or potential threats to national security and safety

- providing an integrated multi-analytical strategic projective assessment of patterns, trends and of security relevant issues, to provide strategic early warning and to enhance the Domestic Branch's support and involvement in policy formulation.

### Foreign Branch

The Foreign Branch is a national intelligence structure. The National Strategic Intelligence Act of 1994, defines the functions of the Foreign Branch as:

- gathering, correlating, evaluating and analysing foreign intelligence, excluding foreign military intelligence, to identify any threat or potential threat to the security of South Africa or its people and to supply intelligence relating to any such threat to the NICOC
- instituting counter-intelligence measures within the service and, in consultation with the service, counter-intelligence measures outside South Africa
- gathering departmental intelligence at the request of any interested national department, and without delay to evaluate and transmit such intelligence and any other intelligence at the disposal of the service and which constitutes departmental intelligence to the department concerned and to the NICOC.

In view of these functions, the Foreign Branch is responsible for:

- fulfilling a proactive, anticipatory or early warning role of scanning and assessing the total (economic, social, political and environmental) foreign environment to identify and report to the policy maker any signs or warning signals of threats or potential threats to the constitutional order and the safety of the people
- providing the Government with developments in the foreign environment that are likely to have an effect on the image, territorial integrity as well as the security of South Africa and its citizens
- advising on the opportunities that exist in the external environment that should be exploited to enhance South Africa's national interest, be it in the political, economic, social or international relations sphere
- advising on security threats against personnel, interests, strategic installations and assets of

South Africa abroad

- conducting security screening investigations into its personnel as well as those of other departments identified for posting abroad.

### Intelligence Academy

The Intelligence Academy under the SSA has a mandate to provide quality intelligence training to members of the Intelligence Community.

### National Communications

The National Communications Branch of the SSA comprises Electronic Communications Security (Pty) Ltd (Comsec), the National Communications Centre and the Office for Interception Centre (OIC). Comsec and the OIC are externally focused as they render services to the organs of State.

### Comsec

Comsec was established in 2002 as a private company – Civilian Intelligence Community – with the primary purpose of ensuring that critical electronic communications of the state are secure and protected. Through presidential proclamation in 2009, Comsec was pronounced a government component, effectively transferring its ICT functions to the SSA. Its functions include:

- protecting and securing electronic communications of national importance against security threats
- conducting periodic analysis of the state of ICT security and advising the Minister of such analysis
- identifying and providing security to the critical electronic communications infrastructure of organs of state.

Comsec offers the following ICT security services:

- managed security services
- secure communications
- risk management and assurance services.

### Office for Interception Centre

The OIC was established in terms of the Regulation of Interception of Communications and Provision of Communication-related Act, 2002 (Act 70 of 2002.)

The OIC provides a centralised interception service to law enforcement agencies involved in combating threats to national security.

Interception was previously conducted independently by the Law Enforcement Agency, which may have resulted in duplication of work and resources.

The formation of the OIC centralises

interception activities and paves the way for better management of interception in an effort to increase efficiency, minimise duplication of resources and costs, and regulate and control the interception environment.

### **Vetting**

Part of the SSA's objective is to be able to conduct vetting for all government departments in a user-friendly and speedy manner, in line with its counter-intelligence mandate that ensures that the department creates conditions of security, which enable government and key state entities to do their work.



*South Africa Yearbook 2015/16*

# Rural Development





The Department of Rural Development and Land Reform (DRDLR) has an ongoing commitment to building sustainable rural livelihoods that aligns the department's work with Chapter 6 of the National Development Plan (NDP) and Outcome 7 of government's 2014-2019 Medium Term Strategic Framework (MTSF).

The NDP and the framework set out that sustainable rural livelihoods will depend on integrated spatial planning and land administration, land reform, and sustainable rural enterprises and industries, among other things.

In line with this, over the medium term the department will focus on implementing its Recapitalisation and Development Programme (RADP), establishing the Office of the Valuer-General, reopening the lodgement of land claims, increasing participation in the rural youth service corps and implementing spatial planning legislation.

The department's RADP is responsible for making redistributed land productive and profitable through mechanised irrigation, farmer mentorship and other interventions to improve farms. Since the programme's inception in 2008/09, just over 4.3 million hectares of land have been acquired for redistribution and 1 459 farms have been created through the department's recapitalisation and development interventions.

It is envisaged that over the medium term, about 1.2 million hectares of strategically located land will be acquired and 1 051 productive and profitable farms created. The estimated cost is R4,7 billion, reflected in the Agricultural Land Holding Account subprogramme in the Land Reform programme.

Expenditure on consultants and professional services and travel and subsistence in the programme is expected to rise moderately to fund these reform activities.

## Legislation and policies

The DRDLR executes its legislative mandate around the following Acts:

- The Restitution of Land Rights Act, 1994 (Act 22 of 1994) provides for the restitution of rights in land to persons or communities dispossessed of such rights after 19 June 1913. The Act makes provision for the establishment of the Commission on Restitution of Land Rights and the Land Claims Court. The

Minister of Rural Development and Land Reform is authorised to purchase, acquire and expropriate land or rights in land for the purpose of restitution awards.

- The Provision of Land and Assistance Act, 1993 (Act 126 of 1993) provides for the designation of certain land, the regulation of the subdivision of such land and the settlement of persons thereon. It also provides for the acquisition, maintenance, planning, development, improvement and disposal of property and the provision of financial assistance for land reform purposes.
- The Communal Property Associations (CPAs) Act, 1996 (Act 28 of 1996) enables communities to form juristic persons – to be known as communal property associations, to acquire – hold and manage property on basis agreed to by members of a community in terms of a written constitution.
- The Transformation of Certain Rural Areas Act, 1998 (Act 94 of 1998) provides for the transfer of certain land to municipalities and certain other legal entities, as well as for the removal of restrictions on the alienation of land.
- The Physical Planning Act, 1991 (Act 125 of 1991) promotes the orderly physical development of South Africa, and for that purpose makes provisions for the division of the country into regions, and for the preparation of national development plans, regional development plans, regional structure plans and urban structure plans.
- The Deeds Registries Act, 1937 (Act 47 of 1937) provides for the administration of the land registration system and the registration of land rights.
- The Restitution of Land Rights Amendment Act of 2014, (Act 15 of 2014) extends the deadline for land claims to June 2019. The amendment also criminalises false and fraudulent claims that have been deemed a waste of taxpayers' money, where people submit land claims, knowing that they do not have a valid historic claim to a piece of land. The Act reopens the window for persons or communities dispossessed of their land due to past discriminatory laws and policies to lodge claims. Extending the deadline for the lodging of claims was in line with the proposals of the NDP, the Comprehensive Rural Development Programme (CRDP) and other growth strategies intended

to promote national reconciliation and social cohesion. Cabinet also approved the submission of the report on the Audit of Registered State Land and a desktop analysis of private land ownership in South Africa for submission to Parliament. The audit aims to determine the quantity of state-owned land and what it was used for. The land audit will be used to enhance the integrity of the land register, which will serve as the basis for enhanced land planning and administration, including other functions relating to property portfolio management and improved service delivery. About 1,15 million land parcels have been surveyed. The State owns 14% of land in South Africa, 79% is privately owned and 7% has not been registered. About four million hectares of unregistered land in the former Transkei are occupied by citizens and will be transferred either by the State or private owners once the verification process has been concluded.

- The Spatial and Land Use Management Act, 2013 (Act 16 of 2013) seeks to bridge the racial divide in spatial terms and transform the settlement patterns that put a considerable burden on public resources. The Act will also ensure that the restructuring of South African cities, towns and settlements is in line with the priorities and principles of the democratic government.

The objectives of the Act are to:

- provide for a uniform, effective and comprehensive system of spatial planning and land-use management
- ensure that the system of spatial planning and land-use management promotes social and economic inclusion
- provide for development principles, norms and standards
- provide for the sustainable and efficient use of land
- provide for the cooperative government and intergovernmental relations among the national, provincial and local spheres of government
- redress the imbalances of the past and ensure that there is equity in the application of spatial development planning and land-use management.
- The Co-operatives Amendment Act, 2013 (Act 6 of 2013). This is an amendment to the

Co-operatives Act, 2005 (Act 14 of 2005), which came into effect on 2 May 2007. It provides for the establishment, functions and powers of the Co-operatives Development Agency. Among other things, the amendment also provides for associate membership of co-operatives, the annual submission of information to the Companies and Intellectual Property Commission, categories of primary co-operatives and the national apex co-operatives. Besides providing for the establishment, composition and functions of the Co-operative Tribunal, the Act provides for a co-operative to apply for a declaratory order in respect of the liquidation process, and for the registrar of the tribunal to order the winding-up of a cooperative. The legislation amends the accounting practices by providing for the audit and independent review of cooperatives, the payment of fees by the cooperative for the amalgamation, division and conservation, including the transfer of co-operatives. The act states that the provincial departments of economic development, under which co-operatives in South Africa fall, will be responsible for coordinating and reporting all co-operative activities in the provinces involving other departments and stakeholders, while the municipalities will be responsible for coordinating activities within their area of jurisdiction.

## Budget and funding

Over the medium term, R2,6 million was transferred to the CRDP to provide funds for basic services and infrastructure to households.

For the 2015/16 financial year, the department intended on acquiring 208 350 hectares at a cost of R1,253 billion. Of this, R141,19 million would be spent on acquiring land for farm dwellers and R132,19 million for labour tenants.

A sum of R112 million was set aside to support 65 new non-agricultural rural enterprises and the department put aside R2 billion for Agri-parks.

Of this:

- R626,3 million was allocated for the acquisition of 185 000 hectares of strategically located

In 2015, the Department of Rural Development and Land Reform supported 210 rural enterprises in rural development initiatives with a special focus on 27 District Municipalities.

In 2015, the Department of Rural Development and Land Reform implemented 48 projects in rural communities to improve production of improved food security. The department also coordinated 116 socio-economic infrastructure projects to the benefit of 9 736 households. Over 31 infrastructure projects were facilitated within the 27 priority districts to support Agri-Parks development. There were 2 206 smallholder farmers who benefited from 451 Animal and Veld Management Programme projects that were implemented. The River Valley Catalytic Programme was supported by 24 projects which helped 1 460 households. Other rural development initiatives assisted 210 rural enterprises.

land for small-holder farmers who will produce within the Agri-Parks

- R362,8 million was set aside for recapitalisation and development of farms that form part of the Agri-Parks.

## Role players

### National Reference Group

The National Reference Group is an inclusive structure that represents varied interest groups ranging from beneficiaries, organised agriculture and civil society to academics and experts on land and agrarian issues. National reference groups constitute five working groups in respect of policy proposals made by the department in the Green Paper, namely the Land Management Commission; Land Rights Management Board and committees; Office of the Land Valuer-General; Three-Tier Tenure System; and Legislative Amendments and communal tenure.

### Geospatial and cadastral services

The national geospatial information component is responsible for the national control survey network, the national mapping and aerial imagery programmes and the provision of geospatial information services.

This component will continue its map literacy and map awareness training for adults, and support to educators and learners to promote the use of geospatial information. Priority will be given to rural communities.

Aerial imagery is a significant source of geospatial information and a record of the land at a given time. National geospatial information acquires aerial imagery annually. The CRDP sites have been prioritised.

The branch will also assist in creating orderly and sustainable rural settlements by

ensuring alignment and harmonisation of rural development plans with existing planning frameworks, including provincial growth and development strategies and integrated development plans.

The department has considered the adverse affect that disasters have on rural areas and the lives of rural people, and included in its strategy a disaster management component, which, together with other sector departments, will coordinate responses to rural disasters.

The Braille atlas for the visually impaired who can read Braille is a first in South Africa and is primarily intended to give visually impaired people access to geospatial information (maps).

As part of worldwide celebrations of the International Map Year planned for 2015 and 2016, the department recently hosted a delegation of geospatial experts from nine countries as well representatives of the International Cartographic Association.

Other highlights include:

- the finalisation of the research report on the National Spatial Development Framework
- ensuring that 164 municipalities are supported to implement the Spatial Planning and Land Use Management Act, 2013 (16 of 2013)
- having six provinces: Free State, Gauteng, Limpopo, Mpumalanga, North-West and Northern Cape, being supported to develop provincial spatial development frameworks
- the registration of 979 240 deeds and documents
- the production of 273 maps from the national map series.

### Cadastral surveys management

Cadastral surveying is the survey and demarcation of land for the purpose of defining parcels of land for registration in a land registry.

Cadastral surveying in South Africa is undertaken exclusively by or under the control of professional land surveyors.

South Africa not only allows the private ownership of property but also, in the case of land, actively encourages it. Initially, all land derives from the State but, should the State wish to give or lend a piece of land to one or more of its citizens to develop and to enjoy its use, cadastral surveying becomes necessary.

Later, should the owner wish to sell off part of that land, the cadastral surveyor is again called

in to partition the land to be sold. The services of the cadastral surveyor are required whenever a boundary beacon must be found or replaced.

Once the positions of the boundaries have been marked and recorded, the cadastral surveyor and the conveyancer work together to record ownership in a public register. This action ensures that the rights of the owner can be upheld against false claims and that all persons may know who owns what.

### Deeds registration

There are 10 deeds registries in South Africa whose core responsibility is to:

- register real rights in land
- maintain a public land register
- provide registration information
- maintain an archive of registration records.

There are deeds registries in Bloemfontein, Cape Town, Johannesburg, Kimberley, King William's Town, Mthatha, Nelspruit, Pietermaritzburg, Pretoria and Vryburg.

These offices register deeds and documents relating to real rights in more than eight million registered land parcels consisting of township erven, farms, agricultural holdings, sectional title units and sectional title exclusive-use areas in terms of the Deeds Registries Act, 1937 (Act 47 of 1937) and the Sectional Titles Act, 1986 (Act 95 of 1986).

To take deeds-registry services to the people, the department aims to establish a deeds registry in every province. The deeds registry is open to any member of the public for them to access information regarding:

- the registered owner of a property
- the conditions affecting such property
- interdicts and contracts in respect of the property
- the purchase price of the property
- rules of a sectional title scheme
- a copy of an antenuptial contract, deeds of servitude and mortgage bonds
- a copy of a sectional title plan
- township-establishment conditions
- information relating to a property or deed.

Deeds registration has progressively introduced e-Cadastre, which is aimed at improving cadastral

In 2015, a total of 9 664 skills-development opportunities were created by the Department of Rural Development and Land Reform to support rural development initiatives some of which were provided to the youth of National Rural Youth Service Corps and agricultural graduates.

surveys management and deeds registration as well as the consolidation of data stores.

As far as the e-Cadastre Project is concerned, the enterprise architecture investigation, which is aimed at consolidating cadastral surveys and deeds registration data stores, has been concluded.

Digital scanning of the microfilm records is ongoing.

### Commission on the Restitution of Land Rights (CRLR)

The Restitution of Land Rights Act, 1994 (22 of 1994) created a CRLR under a chief land claims commissioner and seven regional commissioners. In addition, the Act established the Land Claims Court to address land claims and other land-related though later amendments enabled an administrative process of settling claims with court referrals only in cases of dispute.

The DRDLR is authorised to administer the Act, including by negotiating on behalf of the State, acting as a respondent before the Court, and managing the implementation and finances of the restitution process. Legally, all land claims are against the State and not against past or current landowners.

Claimants file their claims with the Regional Land Claims Commissioner (RLCC), whose office undertakes a validation process to ensure the claim meets the criteria of the Restitution Act. Once a claim has been validated, the RLCC investigates the evidence presented in the claim and verifies the rights of the claimants and their relation to those dispossessed, in the case of inter-generational claims.

The CRLR and the Court have accepted a wide variety of evidence to establish land claims, including oral testimony, sworn affidavits and official records of removals maintained by the apartheid State.

The CRLR is responsible for investigating and processing restitution claims. The CRLR also develops and coordinates restitution policies and

In 2015, the department sponsored R34,4 million to fund 473 students who were pursuing degrees and diplomas.

oversees restitution court cases. The restitution programme is aimed at removing the settlement of land restitution claims under the Restitution of Land Rights Act, 1994 (Act 22 of 1994).

The strategic objective of the CRLR is the restitution of rights in land or awards of alternative forms of equitable redress to claimants, within Medium Term Expenditure Framework budgetary allocation.

The CRLR seeks to provide equitable redress to victims of racially motivated land dispossession, in line with the provisions of the Restitution of Land Rights Act, 1994 (Act 22 of 1994). The Restitution of Land Rights Amendment Act, 2014 (Act 15 of 2014) extends (reopens) the lodgement of land claims for a period of five years, from 1 July 2014 to 30 June 2019.

New claims are being lodged through an electronic system in 14 lodgement sites and in mobile lodgement offices. Information provided by a claimant is captured, and supporting documentation is scanned and filed in the system.

A printout of the completed electronic form is signed by the claimant and filed in a hard copy file. An automated acknowledgement of receipt of the claim is generated by the system with a unique reference number. A text message is forwarded to the claimant, acknowledging receipt of a claim.

The lodgement system automatically creates the National Land Restitution Register as required by the Act, and generates reports.

There were 14 operational lodgement sites located in Pretoria, Mbombela, eMalahleni, Polokwane, Bloemfontein, Kimberley, East London, Queenstown, Cape Town, George, Pietermaritzburg, Vryheid, Mmabatho and Vryburg. Plans were in place to increase the number of lodgement sites to 23 by 2015/16, and 52 by 2019. There are four mobile lodgement offices that have been procured and will be deployed to all parts of the country, especially rural areas. The deployment of the lodgement offices was supported by mobile communication units.

The Act requires the CRLR to make sure that priority is given to claims that were lodged no later than 31 December 1998. The outstanding claims should be settled simultaneously with the new claims, but the new claims should be prioritised for financial payment.

## Programmes and projects

### River Valley Catalytic Programme

A sum of R110 million was invested in 20 projects to support the River Valley Catalytic Programme.

The primary focus is to revitalise irrigation schemes; and the development of smallholding farmers who focus on horticulture, grains and lucerne to support the livestock industry.

### Animal and Veld Management Programme (AVMP)

The AVMP programme focuses on rehabilitation of degraded lands to improve crop production; de-bushing as well as infrastructure to support the livestock industry.

Some R223 million was invested in agro-processing infrastructure to drive the development of the hub of the agri-park model. This included various types of infrastructures such as abattoirs, mills, dairies, and silos to support the various commodities.

The AVMP is aimed at providing relief for farmers in rural areas operating under challenging circumstances made worse by spatial congestion and environmental degradation owing to overgrazing.

The programme will also help with soil rehabilitation, spatial decongestion and greening of the environment. It is part of government's intervention towards reversing the legacy of the 1913 Natives' Land Act, which led to the majority of black people being confined to 13% of the land, resulting in challenges of overcrowding and overgrazing in communal areas.

The department will identify farmers in communal areas who have showed potential for successful farming. Based on their track record, such farmers will be moved into some of the state-owned farms to enable them to expand their farming operations.

The AVMP is expected to reach the country's 24 poorest district municipality areas.

In 2015, more than 451 AVMP projects that benefited 2 206 smallholder farmers were implemented.

The DRDLR invested close to R2,25 million on activities identified for AVMP at Leliefontein communal area. These included, among others, the rehabilitation and de-bushing project in Spoegrivier and Tweerivier which will create work for 50 community members, a joint agricultural and rural infrastructure development planning



for water reticulation infrastructure worth a million rand.

### **Comprehensive Rural Development Programme**

The CRDP is focused on enabling rural people to take control of their lives, with support from government.

The programme aims to deal with rural poverty effectively through the optimal use and management of natural resources through an integrated agrarian transformation and the strategic investment in economic and social infrastructure that will benefit rural communities.

In five years, the Ministry of Rural Development and Land Reform had succeeded in helping to create a better life for millions of residents in villages throughout South Africa by providing food for the hungry, stimulating local economies, establishing jobs and reducing poverty.

In an effort to improve the economy, the DRDLR acquired and distributed 834 134 hectares of land throughout the country. To ensure sustained production on land provided by government, 712 067 smallholder producers, including those under the RADP, were supported through various initiatives including access to information.

Another 10 271 resources-poor historically disadvantaged producers were given support that enabled them to access water and 2 073 water-use licences were finalised, enabling the farmers to irrigate their land.

A total of 33 341 smallholder producers were assisted to access markets and 1 284 producer co-operatives and marketing depots were established to increase their competitiveness and take advantage of market opportunities.

More than one million household and institutional and community gardens were established. Food was distributed to 2,8 million people through the Food for All Programme including community nutrition development centres. About nine million learners gained access to nutritious food through the School Nutrition Programme.

Infrastructure development has contributed to 503 365 households gaining access to clean running water; about one million gaining access to sanitation and just above 11 million gaining access to electricity.

### **Rural Enterprise Infrastructure Development (REID)**

REID aims to create an enabling institutional environment for vibrant and sustainable rural communities.

The Social Organisation and Mobilisation Unit is primarily responsible for the promotion of a participatory approach to rural development to ensure that rural communities are able to take full charge of their collective destinies.

The approach is predicated on social mobilisation of rural communities, so that there can be ownership of rural development projects and programmes.

The participatory approach is used to assess the needs of the rural areas through the profiling of households and communities.

The needs assessments are conducted through participatory rural appraisal methods, which also offers communities the opportunity to prioritise their needs.

The Technical Support, Skills Development and Nurturing Unit provides technical support to the institutions and structures established in rural communities, through skills development and capacity-building. The unit determines skills levels of rural communities through household profiles and develops training programmes that are aligned to interventions and economic opportunities. It is also responsible for the implementation of the job creation model, which is aimed at improving households' basic needs, as well as promoting economic livelihoods.

The job-creation model further entails the empowerment of rural communities through skills transfer, developing artisans and enabling communities to start their own enterprises.

The Rural Livelihoods and Food Security Unit forms strategic partnerships that are important to the improvement of rural livelihoods, by promoting both economic development and the development of rural enterprises.

These strategic partnerships also facilitate value-added services such as agri-processing and the establishment of village industries and enterprises.

The strategic partners involved are from the private sector, state-owned enterprises and international organisations.

The Institutional Building and Mentoring unit is responsible for facilitating, building and mentoring institutions in rural communities.

This function involves the identification of existing institutions and the assessment of needs, including building new institutions to ensure sustainable development.

The unit is responsible for the establishment and facilitation of community structures such as the council of stakeholders. It is also responsible for establishing and building the capacities of co-operatives.

One of the REID's programmes consisted of supporting two community gardens in Spoegrivier and Kheis, in the Northern Cape. Employment was created for 40 community members who were involved in a rural infrastructure fencing project between Kharkams and Spoegrivier.

### Communal Property Associations

The CPA Act, 1996 ( Act 28 of 1996) is aimed at enabling communities "to form juristic persons, to be known as CPAs, to acquire, hold and manage property on a basis agreed upon by members of a community in terms of a written constitution and to provide for matters connected therewith."

In November 2012, government held a two-day CPA workshop to discuss the Act and explore ways in which communal land located in rural areas could benefit those who live on it by unlocking the underlying mineral wealth.

The workshop was part of the department's ongoing consultation process with all its stakeholders to create a deeper understanding of one of government's key priority areas – rural development. The department used the platform to establish various national reference groups, with the first meeting held early in January 2013.

### National Rural Youth Service Corps (Narysec)

The Narysec expects to increase the number of new participants by 9 000 over the medium term. The corps works on several projects to promote sustainable rural livelihoods, including profiling rural households, implementing the AVMP and the fencing scheme, and registering co-operatives and rural enterprises to encourage the commercialisation of farms.

### Land Reform Programme

The principles which underpin the new approach to sustainable land reform are:

- deracialisation of the rural economy
- democratic and equitable land allocation and use across gender, race and class

- strict production discipline for guaranteed national food security.

District Land Reform Committees (DLRCs) were established in all 44 districts of the country. The committees completed a training programme that enables them to:

- identify farms that are suitable for acquisition by government (the target is 20% of strategic agricultural farming land in the country by 2030)
- identify and interview potential candidates for farm allocation
- advise the Minister on the strategic support needs of identified farms
- advise the Minister on the strategic support needs of recommended candidates
- advise the Minister on resolving land rights conflicts.

### Recapitalisation and development

The RADP programme assists black farmers who work on state- and privately owned farms.

The programme has recapitalised and developed land reform farms since the 2010/11 financial year. The amount spent on recapitalisation and development in 2015/16 was estimated at R836 million.

There are 1 496 farms that make up more than one million hectares which form part of the five-year funding model. In 2015/16 some of the farmers were also assisted with drought relief.

There are currently 651 strategic partnerships secured to provide technical, financial and infrastructure support to farmers.

Through the programme, farmers are assisted with factors such as production inputs, infrastructure and machinery.

In 2015, DLRCs established panels of experts for the assessment and evaluation of business plans for recapitalisation and development applications. These plans included:

- households with no, or very limited, access to land; the DRLDR aims to address food security and social justice and provide the very poor with the opportunity to gain initial access to land to make a start with farming
- small-scale farmers who are farming for subsistence purposes and selling part of their produce on local markets; this may be land located in communal areas, on commercial farms, on municipal commonage or on church land. These are people who are producing for subsistence purposes on small plots of land, but who want to expand their operations
- medium-scale commercial farmers who have already been farming commercially at a

small-scale and with an aptitude to expand, but are constrained by land and other resources

- large-scale, or well established, black commercial farmers who have been farming at a reasonable commercial scale, but who are disadvantaged by location, size of land and other resources or circumstances.

Other specific groups that were targeted for land allocation and receive strategic support include:

- agricultural sciences university and college graduates
- Narysec participants
- agricultural para-professionals
- youth with experience or qualifications in the field of agriculture
- women, people with disabilities, farm workers, labour tenants and military veterans.







*South Africa Yearbook 2015/16*

# **Science and Technology**





The Department of Science and Technology (DST) executes its mandate through the implementation of the 1996 *White Paper on Science and Technology*, the national research and development strategy and the Ten-Year Innovation Plan (TYIP). The plan aims to make science and technology a driving force in enhancing productivity, economic growth and socio-economic development.

The department's strategic goals are to:

- develop the innovation capacity of the national system of innovation to contribute to socio-economic development
- enhance South Africa's capacity for generating knowledge to produce world class research outputs and turn some advanced findings into innovation products and processes
- develop appropriate human capital in the science, technology and innovation sector to meet the needs of society
- build world class infrastructure in the science, technology and innovation sector to extend the frontiers of knowledge, train the next generation of researchers, and enable technology development and transfer as well as knowledge exchange
- position South Africa as a strategic international research and development and innovation partner and destination through the exchange of knowledge, capacity and resources between South Africa and its regional and other international partners, thus strengthening the national system of innovation (NSI).

## Legislation

The DST is governed by the following legislation:

- Intellectual Property Rights from Publicly Financed Research and Development (IPR) Act, 2008 (Act 51 of 2008): Provides for the more effective use of intellectual property emanating from publicly financed research and development, through the establishment of the National Intellectual Property Management Office (NIPMO), the Intellectual Property Fund, and offices of technology transfer at institutions.
- Technology Innovation Act, 2008 (Act 26 of 2008): Intended to promote the development and exploitation in the public interest of discoveries, inventions, innovations and improvements, and for that purpose establishes the Technology Innovation Agency (TIA).
- South African National Space Agency (SANSA) Act, 2008 (Act 36 of 2008): Establishes the SANSA to promote space science research, cooperation in space-related activities, and the

creation of an environment conducive to the development of space technologies by industry.

- Natural Scientific Professions Act, 2003 (Act 27 of 2003): Establishes the South African Council for Natural Scientific Professions, and legislates the registration of professional natural scientists, natural scientists-in-training, natural science technologists and natural science technologists-in-training.
- National Research Foundation (NRF) Act, 1998 (Act 23 of 1998): Establishes the NRF to promote basic and applied research, as well as the extension and transfer of knowledge in the various fields of science and technology.
- National Advisory Council on Innovation (NACI) Act, 1997 (Act 55 of 1997): Establishes the NACI to advise the Minister of Science and Technology on the role and contribution of science, mathematics, innovation and technology in promoting and achieving national objectives.
- Africa Institute of South Africa (AISA) Act, 2001 (Act 68 of 2001): Establishes the AISA to promote knowledge and understanding of African affairs by encouraging leading social scientists.
- Human Sciences Research Council (HSRC) Act, 2008 (Act 17 of 2008): Provides for the HSRC, which carries out research that generates critical and independent knowledge relative to all aspects of human and social development.
- The Scientific Research Council Act, 1988 (Act 46 of 1988): Refers to the activities of the Council for Scientific and Industrial Research (CSIR), one of the leading scientific and technological research, development and implementation organisations in Africa, which undertakes directed research and development for socio-economic growth in areas including the built environment, defence, the environmental sciences, and biological, chemical and laser technologies.
- Astronomy Geographic Advantage Act, 2007 (Act 21 of 2007): Provides for the preservation and protection of areas in South Africa that are uniquely suited to optical and radio astronomy, and for intergovernmental cooperation and public consultation on matters concerning nationally significant astronomy advantage areas.
- The Geoscience Amendment Act, 2010 (Act 12 of 2010), amends the Geoscience Act, 1993 (Act 100 of 1993), to mandate the Council for Geoscience (CGS) to be the custodians of geotechnical information; to act

as a national advisory authority in respect of geohazards related to infrastructure and development; and to undertake exploration and prospecting research in the mineral and petroleum sectors.

- Sanren, which is responsible for the roll-out of a high-speed broadband network to all academic and research institutions in the country, was awarded a private electronic communications network licence exemption under the Electronic Communications Act, 2005 (Act 36 of 2005)
- The Science and Technology Laws, Amendment Act, 2014 (Act 7 of 2014) seeks to, among other things, streamline the process for the nomination and appointment of members of the boards or councils of such entities as well as the filling of vacancies on the boards.

### Policy mandate and strategies

The DST's major policy documents are the *White Paper on Science and Technology* of 1996, the 2002 National Development Research Strategy (NRDS), the New Strategic Management Model for South Africa's Science and Technology System (2004) – with its Policy on Governance Standards for Science, Engineering and Technology Institutions and Framework for the Development of a National Science and Technology Expenditure Plan – and the 2007 TYIP.

The DST is the custodial coordinator for the development of the NSI and influences this system through key strategies such as the NRDS and the TYIP. The latter, particularly, seeks to contribute to the transformation of the South African economy into a knowledge-based economy, in which the production and dissemination of knowledge will lead to socio-economic benefits and enrich all fields of human endeavour.

### National Research and Development Strategy

The NRDS as the basis for the NSI and requires performance and responses in three key areas, enhanced innovation; providing science, engineering and technology Human Resources (HR) and transformation; and creating an effective government science and technology system.

A prime objective of the NSI was to enhance the rate and quality of technology transfer from the science, engineering and technology sector by providing quality HR, effective hard technology transfer mechanisms, and creating

more effective and efficient users of technology in the business and government sectors.

The White Paper also set out the institutions to be established to promote the development of a well-functioning NSI. These were to be the national Ministry and DST, the National Advisory Council on Innovation, the NRF, the Innovation Fund, and national research facilities managed by government.

The NRDS is aimed at being a key enabler of economic growth alongside other strategies, such as the HR Development Strategy, the Integrated Manufacturing Strategy and the Strategic Plan for South African Agriculture.

### Ten-Year Innovation Plan

The TYIP, launched in 2008, aims to assist the establishment of a knowledge-based economy for South Africa, in which the production and dissemination of knowledge lead to economic benefits and enrich all fields of human endeavour.

The missions and platforms under the NRDS were expanded under the TYIP to include grand challenges in space science and technology, energy security, human and social dynamics in development, global change, and the bio-economy.

The responsibility for addressing the grand challenges is spread across many government departments.

The TYIP also sets long-term goals based on the grand challenges it identified. They included:

- becoming one of the top three emerging economies in the global pharmaceutical industry, based on innovative use of South Africa's indigenous knowledge and rich biodiversity
- deploying satellites that provide a range of scientific, security and specialised services for all spheres of government, the public and the private sector
- achieving a 25% share of the global hydrogen and fuel cell market with novel platinum group metal catalysts
- becoming a world leader in climate science and responding effectively to the multiple challenges associated with global and climate change.

### National Nanotechnology Strategy (NNS)

The year 2016 marked 10 years since the launch of the NNS in 2006. The NNS was implemented to ensure that South Africa is ready to optimally use nanotechnology to enhance global competitiveness and sustainable economic growth.

Nanotechnology promises smaller, cheaper, lighter and faster devices with greater functionality, using fewer raw materials and consuming less energy.

The strategy strengthens the integrated industrial focus of government and advances the national technology missions that have been identified in the National Research and Development Strategy.

Nanotechnology cuts across biotechnology, technology for manufacturing and information technology in order to improve our natural resources sectors and technology to reduce poverty.

The DST, in partnership with the NRF, and the South African Agency for Science and Technology Advancement (SAASTA) hosted the Nanotechnology Symposium in June 2016 at the CSIR International Convention Centre in Pretoria.

Themed 'Realising the Potential of Nanotechnology in South Africa', the symposium's objectives were to:

- Showcase the achievements of the DST-NRF investment within the Nanotechnology Flagship Project (NFP) by engaging with the grant holders in their research activities relating to the six focus areas
- Share the successes and challenges experienced by national and international researchers in undertaking nanotechnology or nanoscience-based research
- Introduce the Nanotechnology Code of Ethics
- Provide a platform for nurturing and encouraging partnerships between industry partners and NFP grant holders in advancing nanotechnology development and innovation in line with the objectives set forth in the NNS.

The DST in partnership with the NRF seeks to promote nanotechnology research through the NFP.

The flagship project aims to ensure that South Africa is able to optimally use nanoscience and nanotechnology to enhance the nation's global competitiveness and to promote innovation and economic growth.

The 2016 Edinburgh Medal was jointly awarded to Kevin Govender from the Cape Town-based Office of Astronomy for Development and the International Astronomical Union (IAU) on 30 March at the 2016 Edinburgh International Science Festival. The award recognises the organisation's wide-reaching contributions to science. It is the first time in its history that this award comes to a South African. It is awarded jointly for the creation and practical establishment of the IAU, which integrates the pursuit of scientific knowledge with social development for those in need.

## Nanotechnology Flagship Project

The NFP was established with the objective of accelerating national efforts in order to build the excellence pipeline in research and development capacity by attracting and retaining young scientists and professionals of the highest calibre.

Since the inception of the NFP funding instrument in 2007, there has been an investment of R57 million in 25 research grants, comprising 13 full grants and 12 development grants.

The rationale for introducing the development grants was to strengthen the nanotechnology research track record of emerging researchers.

The development grant afforded the emerging researchers in this field opportunities to receive mentorship and to access research infrastructure based at the Nanotechnology Innovation Centre at the CSIR.

The investment in the NFP has yielded locally relevant and internationally competitive outputs in pursuit of research excellence and capacity development.

In 2015, research outputs exceeded targets and reached the following milestones: 464 postgraduate students were trained; 92 postdoctoral fellows were supported; 326 collaborations were established; 352 research articles were published in International Scientific Indexing journals; 80 conference proceedings were recorded; and 17 patents were registered.

The NFP is geared towards demonstrating the benefits of nanotechnology and its impact on some of the key challenges facing South Africa, which relate to the areas of: energy security; improved healthcare; water purification; mining and minerals; and advanced materials and manufacturing.

## National Bio-economy Strategy

The science-based Bio-economy Strategy replaced the National Biotechnology Strategy which had been in place since 2001.

Through the Bio-economy Strategy, bio-innovation is used to generate sustainable economic, social and environmental development. The DST is aiming to have biotechnology make up 5% of the country's gross domestic product by 2050.

The Bio-economy Strategy focuses on three important economic sectors likely to benefit from key drivers on implementation, namely: agriculture; health and industry; and environment.

The strategy also focuses on the coordination of numerous committees government

departments, research and development agencies, the private sector, public programmes, and funding bodies to achieve its goals.

### Budget and funding

The DST's budget allocation for 2015/16 was R7,482 billion. A sum of R 2,534 billion from the budget was allocated to parliamentary grants for the following institutions:

- The CSIR – R827,7 million
- The NRF – R885,9 million
- The HSRC – R288,7 million
- The Technology Innovation Agency – R385,2 million
- SANSa – R124,4 million
- The Academy of Science of South Africa (ASSAf) – R22,991 million.

### Role players

#### Academy of Science of South Africa

ASSAf was inaugurated in May 1996 by the former President of South Africa and patron of the academy, Nelson Mandela. It was formed in response to the need for an academy of science congruent with the dawn of democracy in South Africa – activist in its mission of using science for the benefit of society.

The mandate of the ASSAf encompasses all fields of scientific enquiry and it includes the full diversity of South Africa's scientists. The Parliament of South Africa passed the Academy of Science of South Africa Act, (Act 67 of 2001), which came into operation in May 2002.

ASSAf represents the country in the international community of science academies.

Since its inception, ASSAf has grown from a small, emergent organisation to a well-established academy.

In January 2015, ASSAf launched a consensus study, the State of Green Technologies in South Africa. The overall aim of the study, which was commissioned by the DST, is to document green technologies being used in South Africa; to identify gaps in and opportunities for the use of these technologies; and to make recommendations to promote the growth of green technologies.

Transitioning to a green economy is one of the key imperatives of government, as highlighted in the NDP. The use of green technologies is an integral part of the green economy, making this study both timely and important.

The ASSAf celebrated 20 years in the service of society in 2016.

The academy was launched in May 1996

and was formed in response to the need for an activist in the mission of using science and scholarship for the benefit of society.

The Parliament of South Africa passed the Academy of Science of South Africa Act, 2001 (Act 67 of 2001), which came into force on 15 May 2002.

This made ASSAf the only academy of science in South Africa that was officially recognised by government.

The academy represents South Africa in global academic dialogues.

#### Africa Institute of South Africa

AISA was first established in 1960 as a non-profit organisation. It is a statutory body following the AISA Act, 2001 (Act 68 of 2001).

South Africa and Africa have undergone fundamental changes in the past decade and AISA has been at the forefront of research and training on African affairs. Through the AISA campus, an annual training programme that educates students from universities in research methodologies, AISA has contributed to fostering a new generation of research specialists. AISA has also been able to produce some of the finest research on contemporary African affairs by having its dedicated and highly qualified researchers conduct field research every year throughout Africa.

This means that all research output is based on first hand empirical evidence.

AISA has also become involved in community outreach programmes by doing all it can to provide maps and other resources to underprivileged schools in rural South Africa. AISA has undertaken to promote knowledge creation as a fundamental part of development and growth for Africa and as such aims to encourage research as a career choice for young people as they leave school.

As Africa changes and development becomes ever more important, especially in the globalised world economy, AISA will continue to produce research of the highest standard.

By working with the best researchers and guided by the highest standards, AISA will contribute to development and knowledge creation for all Africa.

#### Council for Scientific and Industrial Research

The CSIR is one of the leading science and technology research, development and implementation organisations in Africa. The

CSIR's main site is in Pretoria, Gauteng, and it is represented in other provinces of South Africa through regional offices. I

The generation and application of knowledge reside at the core of the CSIR. This takes place in domains such as biosciences; the built environment; defence, peace, safety and security; materials science and manufacturing; and natural resources and the environment.

Emerging areas of research include science, explored by the CSIR, that could be unique to local circumstances or successful internationally and need to be established for local competitiveness. Examples include nanotechnology, synthetic biology and mobile autonomous intelligent systems.

The CSIR houses specialist research facilities of strategic importance for African science. These include information and communications technology (ICTs); laser technology, and space-related technology.

Research and development activities include intellectual property (IP) management, technology transfer (for commercial gain as well as for social good), knowledge dissemination and impact assessment.

Consulting and analytical services include forensic fire investigations, food and beverage analysis, environmental testing, engineering forensics, wire rope testing, mechanical testing, fire and explosion tests, sports technology and analysis, and project management.

### Human Sciences Research Council

The HSRC was established in 1968 as South Africa's statutory research agency and has grown to become the largest dedicated research institute in the social sciences and humanities on the African continent, doing cutting-edge public research in areas that are crucial to development.

Its mandate is to inform the effective formulation and monitoring of government policy; to evaluate policy implementation; to stimulate public debate through the effective dissemination of research-based data and fact-based research results; to foster research collaboration; and to help build research capacity and infrastructure for the human sciences.

The Council conducts large-scale, policy-relevant, social-scientific research for public sector users, non-governmental organisations and international development agencies.

Research activities and structures are closely aligned with South Africa's national development priorities.

The HSRC's integrated research programmes provide single points of entry – complete with a critical mass of researchers – for interdisciplinary and problem-orientated research.

### National Advisory Council on Innovation

The National Advisory Council on Innovation Act, 1997 (Act 55 of 1997) mandates NACI to advise the Minister of Science and Technology and, through the Minister, the Cabinet, on the role and contribution of innovation (including science and technology (S&T)) in promoting and achieving national objectives. These national objectives include the improvement of the quality of life of South Africans, the promotion of sustainable economic growth and international competitiveness. The advice should be directed at, among other things:

- coordination and stimulation of the NSI
- promotion of cooperation within the NSI
- structuring, governance and coordination of the S&T system
- revision of the innovation policy
- strategies for the promotion of all aspects of technological innovation
- identification of R&D priorities
- funding of the S&T system.

### National Research Foundation

The NRF is an independent statutory body established through the National Research Foundation Act, 1998 (Act No 23 of 1998), following a system-wide review conducted for the then Department of Arts, Culture, Science and Technology.

The entity incorporates the functions of research-funding agencies that were previously servicing various sections of the research community, namely: the former Centre for Science Development of the HSRC; and the former Foundation for Research Development which comprised several national research facilities.

As a government mandated research and science development agency, the NRF funds research; and the development of high-end human capacity and critical research infrastructures to promote knowledge production across all disciplinary fields.

The goal of the NRF is to create innovative funding instruments, advance research career development, increase public science engagement and to establish leading-edge research platforms that will transform the scientific landscape.



The NRF promotes South African research interests across the country and internationally. Together with research institutions, business, industry and international partners, the NRF builds bridges between research communities for mutual benefit.

### South African National Space Agency

SANSA was created to promote the use of space and cooperation in space-related activities while fostering research in space science, advancing scientific engineering through the development of South Africa's human capital and providing support to industrial development in space technologies.

The objectives of SANSA are to:

- promote the peaceful use of space
- support the creation of an environment conducive to industrial development in space technology
- foster research in space science, communications, navigation and space physics
- advance scientific, engineering and technological competencies and capabilities through human capital development outreach programmes and infrastructure development
- foster international cooperation in space-related activities.

SANSA continues to provide state-of-the-art ground-station services to many globally recognised space missions, such as the Nasa and Indian Space Research Organisation Mars missions, and Nasa's Orbiting Carbon Observatory-2, which is giving scientists a better idea of how carbon is contributing to climate change, answering important questions about where carbon comes from and where it is stored.

The first remote sensing atlas to be launched in South African was launched by SANSA in May 2016.

The atlas can be defined as the collection of data about an object from a distance.

Earth scientists use the technique of remote sensing to monitor or measure phenomena found on earth's surface and atmosphere, through satellite and camera technology.

The atlas was developed to cater for a wide range of audiences and has been simplified in

such a way that it is easy to understand while getting the message cross.

The 40-pages atlas covers broad areas such as history of space technology in South Africa, local satellites, application of satellite images, geology, mining, agriculture, woody-cover mapping, water quality, urban planning, urban development and post-floods analysis.

### Technology Innovation Agency

TheTIA is a national public entity which serves as a key institutional intervention to bridge the innovation gap between research and development from higher education institutions, science councils, public entities, and the private sector.

The mandate of the TIA is derived from the provisions of the Technology Innovation Act, 2008 (Act 26 of 2008), which established TIA to support the State in stimulating and intensifying technological innovation in order to improve economic growth and the quality of life of all South Africans by developing and exploiting technological innovations.

### National Intellectual Property Management Office (NIPMO)

NIPMO provides support to the offices of technology transfer at publicly-funded research institutions. This has led to significantly improved intellectual property management in State universities and other research institutions.

NIPMO has systematically refined the South African intellectual property management regime since 2011. It was initially set up as an interim office within the DST.

On 13 December 2013, NIPMO was established as a Specialised Service Delivery Unit (SSDU) within the department.

The organisational form of the SSDU, the first one ever established by the South African government, provides NIPMO with the ability to perform its operational functions set out in the the Intellectual Property Rights from Publicly Financed Research and Development 2008 (Act 51 of 2008). The act allows NIPMO to function independently of the department but operate as a sub-programme within the department in terms of support functions such as human resources and information technology.

### Agricultural Research Council (ARC)

The ARC was established in 1990 through the Agricultural Research 1990 (Act 86 of 1990), as amended by Act 27 of 2001, and it is the principal

South Africa was ranked number 30 out of 56 countries in terms of its domestic policies that support global innovations according to data released by the global technology think tank called the Information Technology and Innovation Foundation. South Africa and Kenya were the only African countries to have been featured. The authors of the report looked at elements including supportive tax systems.

agricultural research institution in South Africa.

It is a schedule 3A public entity in terms of the Public Finance Management 1999 (Act 1 of 1999), as amended by Act 29 of 1999.

Its core mandate is to act as the principal agricultural research institution in South Africa in order to conduct research, drive research and development, drive technology development and the dissemination of information in order to:

- Promote agriculture and related industries
- Contribute to a better quality of life
- Facilitate/ensure natural resource conservation
- Alleviate poverty.

The ARC's main functions are to:

- Undertake and promote research, technology development and technology transfer
- Utilise the technological expertise in its possession and make it generally available
- Publish information concerning its objectives and functions, and establish facilities for the collection and dissemination of information in connection with research and development
- Publish the results of research
- Establish and control facilities in the fields of research, technology development and technology transfer
- Cooperate with departments of government, institutions, persons and other authorities for the promotion and conduct of research, technology development and technology transfer
- Promote the training of research workers by means of bursaries or grants-in-aid for research, technology development and technology transfer, and contribute financially
- Research, development and technology transfer programmes
- Hire or let out facilities
- Cooperate with persons and authorities in other countries conducting or promoting research, technology development and technology transfer in agriculture.

### **Mintek**

Mintek, South Africa's national mineral research organisation, is one of the world's leading technology organisations specialising in mineral processing, extractive metallurgy and related areas. Working closely with industry and other research and development institutions, Mintek provides service testwork, process development and optimisation, consulting and innovative products to clients worldwide.

Mintek is an autonomous statutory organisation, which reports to the Minister of Mineral

Resources. About 35% of the annual budget is funded by the State Science Vote.

As a global leader in minerals and metallurgical innovation, Mintek provides world-class R&D expertise, testwork, and process optimisation for all mineral sectors at international level.

The activities range from initial bench-top investigations to full process flow sheet development, pilot and demonstration plant design and optimisation of industrial plants.

Mintek employs about 700 staff, which include qualified and experienced engineers and scientists who are leaders in their fields of specialisation.

### **Medical Research Council (MRC)**

The MRC is an independent statutory body that coordinates health and medical research activities throughout South Africa. The MRC's objectives are:

- promoting the health and quality of life of the population of South Africa
- performing such functions as may be assigned to the MRC by or under the MRC Act, 1991 (Act 58 of 1991).

The scope of the organisation's research projects includes tuberculosis, HIV/AIDS, cardiovascular and non-communicable diseases, gender and health, and alcohol and other drug abuse.

By analysing the causes and categories of death, data would become available to formulate suitable interventions to either prevent diseases in a certain population group or improve the standard of living of people living with existing medical conditions.

In addressing the ills of the people, the MRC, has set up a dedicated funding department to pay for the development of novel treatment regimens, especially vaccines, as well as improved diagnostic tools.

This project is intended to localise the production of new drugs and devices, and thereby allow the South African economy to grow.

The MRC awards scientific excellence with its annual Scientific Merit Awards Gala Ceremony.

These awards acknowledge the contributions of established scientists as well as fresh scientists with ground-breaking efforts in their individual fields of science, engineering and technology.

### **Council for Geoscience**

The CGS is one of the National Science Councils of South Africa and is the legal successor of the Geological Survey of South Africa, which was

formed in 1912 by the amalgamation of 3 former Surveys, the oldest of which - the Geological Commission of the Cape of Good Hope - was founded in 1895. The Geoscience Act, Act 100 of 1993, established the CGS in its present form. The Act was later amended in 2010 to establish the Geoscience Amendment Act (Act No. 16 of 2010).

As a scientific research council, the CGS is mandated to provide for the promotion of research and the extension of knowledge in the field of geoscience as well as the provision of specialised geoscientific services. The Council has a national footprint in the country, with the Head Office located in Silverton, Pretoria and various other Regional Offices located in Polokwane (Limpopo), Cape Town (Western Cape), Pietermaritzburg & Durban (Kwazulu Natal), Port Elizabeth (Eastern Cape) and Upington (Northern Cape). Today, the Council is a modern institution, boasting excellent facilities and expertise, ranking among the best in Africa. The CGS provides the following substantially different professional services:

- Geophysical Airborne and Ground Surveys,
- Geophysical data acquisition, processing and interpretation (Airborne and Ground),
- Engineering Geosciences (including Geotechnical Services),
- Mineral Resources Development including Mining and Minerals Services,
- Water Geoscience/Hydrological Services,
- Environmental Management and Rehabilitation,
- Marine Geology including Port Surveys,
- Spatial Data and GIS Services; and
- Regional Geological Surveys and Map compilations including Core Drilling Services

As the custodian of South Africa's geoscience data the Council for Geoscience has regional aeromagnetic, radiometric and gravity coverage of the country. The Council for Geoscience is involved in collaborative research projects that form part of its annual programme. These projects keep the Council for Geoscience abreast with developments in the geosciences field.

### South African Bureau of Standards (SABS)

The SABS is a statutory body that operates as the national institution for the promotion and maintenance of standardisation and quality in connection with commodities and the rendering of services. The SABS:

- publishes national standards, which it prepares through a consensus process in technical

The Mathematics, Science and Technology grant was funded R347 million for 2015/16 in an effort to provide support and resources to selected public schools, teachers and learners for the improvement of Mathematics, Sciences and Technology.

committees

- provides information on national standards of all countries as well as international standards
- tests and certifies products and services to standards
- develops technical regulations (compulsory specifications) based on national standards, and monitors and enforces compliance with such technical regulations
- monitors and enforces legal metrology legislation
- promotes design excellence
- provides training on aspects of standardisation.

To maximise its service delivery to the industries it serves, the SABS aligned its activities with seven different industry sectors, each housing the whole range of the SABS services pertinent to a particular industry.

This change ensures easy access to products, faster reaction and turnaround times, and the creation of centres of knowledge excellence that will be easily available to clients.

The seven industry sectors are:

- chemicals
- electrotechnical
- food and health
- mechanical and materials
- mining and minerals
- services
- transportation.

### Eskom

The electricity supply industry in South Africa consists of the generation, transmission, distribution and sales, as well as the importing and exporting of electricity. Eskom is a key player in the industry, as South Africa operates most of the base-load and peaking capacity. The enterprise sells electricity to a variety of customers, including municipalities, who distribute power to end users under licence.

### Sasol

Sasol's culture of innovation began in the 1950s when it developed its unique blend of coal gasification and Fischer-Tröpsch (FT) technology for its original coal-to-liquids operations at Sasolburg. It has since evolved these operations into fully fledged R&D facilities that form the

heart of the Sasol technology R&D group.

Focused FT R&D in the 1980s and 1990s led to the development of the low temperature FT Sasol Slurry Phase process used at Sasolburg, and the high-temperature Sasol Advanced Synthol process used at Secunda.

Sasol Technology's Fuels Technology Division carries out work concerning fuels, lubricants, heating-fuel and road-binding material, research and development, and new product formulation and testing.

In addition, Sasol opened the Sasol Fuels Application Centre (SFAC), a state-of-the-art engine and exhaust emission testing and research facility in Cape Town. The SFAC enables Sasol to conduct sea-level engine and emission tests in line with international standards.

In June 2015, phase I of Sasol's Fischer-Tropsch Wax Expansion Project (FTWEP) was successfully commissioned at its Sasolburg Operations in South Africa.

There were 450 engineers and approximately 5 500 construction workers on site of phase 1, where 7200 tons of steel were erected and some 600 kilometres of piping was used.

Phase II of FTWEP has commenced and is expected to be commissioned in the first half of 2017.

The entire project will see Sasol invest R13,6 billion in the South African economy.

In February 2016, Sasol obtained approval from the Mozambique Council of Ministers for its field development plan that will see further hydrocarbon resources developed to support Southern Africa growth.

To be developed in phases, the first phase of the Production Sharing Agreement licence area development proposes an integrated oil, LPG and gas project adjacent to Sasol's existing Petroleum Production Agreement (PPA) area.

The PPA area is where natural gas from the Pande and Temane fields is currently produced and processed in a central processing facility before being transported via an 865-kilometre pipeline to gas markets in Mozambique and South Africa.

The Mozambican gas industry is playing an increasingly important role in the regional energy landscape, and this project represents a major milestone in further developing natural resources, which will significantly benefit Southern Africa.

### **ArcelorMittal**

ArcelorMittal is a global steel-maker and with

some 210,000 employees across 60 countries, the organisation is considered the world's leading steel and mining company.

ArcelorMittal is also the leader in all major global steel markets including automotive, construction, household appliances and packaging, with leading research and development and technology, sizeable captive supplies of raw materials, and outstanding distribution networks.

The company has five main operations in South Africa.

In 2015, their mines and strategic contracts produced 73.7 million tons of iron ore and met 62% of the company's iron ore requirements.

### **National Health Laboratory Service (NHLS)**

The NHLS is the largest diagnostic pathology service in South Africa with the responsibility of supporting the national and provincial health departments in the delivery of healthcare. The NHLS provides laboratory and related public health services to over 80% of the population through a national network of laboratories. Its specialised divisions include the National Institute for Communicable Diseases, National Institute for Occupational Health, National Cancer Registry and Antivenom Unit.

The National Health Laboratory Service is a public health laboratory service with laboratories in all nine provinces, employing 6,700 people. Its activities comprise diagnostic laboratory services, research, teaching and training, and production of sera for anti-snake venom, reagents and media.

### **Bureau for Economic Research (BER)**

The BER monitors and forecasts macroeconomic economic and sector trends, and identifies and analyses local and international factors that affect South African businesses.

The organisation has built up and continues to expand its business tendency surveys and macroeconomic forecasting capabilities. Both are used for analysing and projecting South African macroeconomic trends. The BER uses a variety of internationally accepted methodologies and econometric models for the generation and analysis of the data, as well as techniques developed specifically for the unique South African environment. Other activities include commissioned research, courses, conferences and training.

The BER's respected economic analysis and forecasting services are used by a wide range of

clients, ranging from small to medium sized firms up to very large JSE listed companies, as well as public sector bodies and NGOs. Financial and investment companies, local and overseas banking groups, multilateral organisations and academic bodies, all make use of the impartial economic information available from the BER.

Although the BER is part of Stellenbosch University, it has to fully fund all its expenses (such as salaries, a university levy, office rent, travel costs and other) from the sale of forecasts, sponsorships and customised research.

### National Institute for Communicable Diseases (NICD)

The NICD, is a major global player in infectious disease intelligence. It is a resource of knowledge and expertise in regionally-relevant communicable diseases to the South African Government, to SADC countries and the African continent.

The NICD assists in the planning of policies and programmes and supports appropriate responses to communicable disease problems and issues.

Control methods are assessed and recommendations are made to the appropriate authorities regarding equipment, insecticide usage and application.

### Institute for Economic Research on Innovation (IERI)

IERI was established as a public-good research organisation with a core competence in the analysis of systems of innovation. Its mandate is to provide research, capacity-building and community engagement in this field of study. Its tasks involve:

- conducting research into the political economy and policy dimensions of innovation and development
- contributing thought-leadership on the relationship between knowledge and development across economic, social and political domains
- building capabilities and competencies in the understanding of the political economy and policy dimensions of innovation and development
- focusing across local, provincial, national, regional and international geographies.

### Institute for Security Studies (ISS)

The ISS is a leading African organisation that enhances human security to enable sustainable development and economic prosperity in Africa. It works across the continent, doing authori-

tative research, providing expert policy advice and delivering practical training and technical assistance.

The ISS has established a niche in Africa. It provides a unique package of services to governments, intergovernmental organisations and civil society by combining research with an ability to convene key decision makers to discuss policy options and partner on capacity building.

The ISS invests in a collaborative approach to fulfil its vision of a peaceful and prosperous Africa for all its people.

The ISS achieves its goal through the work of the following divisions and projects.

The divisions are:

- Governance, crime and justice promotes democratic governance and helps reduce corruption through better accountability and respect for human rights. It assists African governments to develop evidence-based policies that improve the performance of their criminal justice systems and reduce violence.
- Conflict prevention and risk analysis helps prevent conflict by improving the understanding of the latest human security developments on the continent.
- Peace operations and peacebuilding enhances peace operations and peacebuilding by assisting governments, as well as regional and international institutions, to improve their policy and implementation.
- Transnational threats and international crime helps African inter-governmental organisations, national governments and civil society to respond more effectively and appropriately to transnational threats and international crimes.

The projects comprise:

- African Futures and Innovation produces policy analysis on possible trajectories for human security, development, economic growth and socio-political change in Africa. The project enables decision makers to test the implications of policy choices well into the future.
- The African Centre for Peace and Security Training enables government officials, journalists, human rights activists and the private sector to understand and implement human security policy through in-depth training courses. An influential alumni network encourages cooperation between countries and sectors.
- The maritime safety and security project enhances Africa's blue economy through



raising awareness and assisting the African Union, Regional Economic Communities and states with policy and strategy development.

- The migration project looks critically at the causes, catalysts and consequences of mass migration from and within Africa. The issue is under-researched and while its impact is known, responding effectively will require informed policies and strategic responses.

The ISS is registered as a non-profit trust in South Africa and is accountable to a board of trustees. An international advisory council meets annually to advise the ISS on strategic policy and management issues.

### **South Africa's National Energy Development Institute (Sanedi)**

The DST and the Department of Energy are joint custodians of Sanedi and assist in providing political and strategic focus for the company.

The institute is entrusted with the coordination and undertaking of public interest energy research, development and demonstration.

As such, it is responsible for enabling and implementing the energy technology roadmaps, which support long-term energy policies developed by the Department of Energy.

### **Safety in Mines Research Advisory Committee**

The activities of the Safety in Mines Research Advisory Committee are aimed at advancing the safety of workers employed in South African mines.

The committee is a statutory tripartite committee of the Mine Health and Safety Council.

It has a permanent research-management office managing the rock engineering, engineering and mine occupational health fields of research.

### **National Agricultural Research Forum (NARF)**

The mission of the NARF is to facilitate consensus and integrate coordination in the fields of research, development, and technology transfer to agriculture in order to enhance national economic growth, social welfare and environmental sustainability.

NARF's activities are implemented by the NARF Secretariat who is situated in the national Department of Agriculture.

The NARF Secretariat is responsible for providing sectoral support to the NARF Plenary and Steering Committee, composed of representatives of NARF's stakeholders headed by a chairperson who, in turn, is responsible to

the NARF Plenary session.

The Plenary is the highest organ of the NARF.

### **Water Research Commission (WRC)**

The WRC was established in 1971 following a period of water shortages. The WRC is responsible for:

- promoting coordination, cooperation and communication in the area of water research and development
- establishing water-research needs and priorities
- stimulating and funding water research according to priority
- promoting the effective transfer of IT
- enhancing knowledge and capacity-building within the water sector.

The WRC focuses on five key strategic areas:

- water-resource management
- water-linked ecosystems
- water-use and waste management
- water use in agriculture
- water-centred knowledge.

The main areas of research are surface hydrology, groundwater, hydrometeorology, agricultural water use, water pollution, municipal effluents, industrial water and effluents, drinking water, membrane technology, water ecosystems, hydraulics, mine-water management, water policy, developing communities and the transfer of technology.

### **Institute for Water Research**

The Institute for Water Research is a multidisciplinary research department of Rhodes University in the Eastern Cape. Its main objective is to contribute to sustainable water-resource management in southern Africa.

This is achieved through scientific research into the structure and function of aquatic ecosystems; the application of research through specialist consultancy services; tertiary-level teaching and training; capacity-building for community development; and service on national and international management and policy-making committees.

### **South African National Biodiversity Institute (SANBI)**

SANBI leads and coordinates research, and monitors and reports on the state of biodiversity in South Africa.

The institute provides knowledge and information, gives planning and policy advice and pilots best-practice management models in partnership with stakeholders.

SANBI engages in ecosystem restoration and rehabilitation, leads the human capital development strategy of the sector and manages the National Botanical Gardens as 'windows' to South Africa's biodiversity for enjoyment and education.

South Africa is one of the most biologically diverse countries in the world, after Indonesia and Brazil. South Africa is surrounded by two oceans, occupies only about 2% of the world's land area, but is home to nearly: 10% of the world's plants; 7% of the reptiles, birds and mammals and 15% of known coastal marine species. The country has nine biomes, three of which have been declared global biodiversity hotspots.

### Coastal and marine research

The NRF supports marine and coastal research in partnership with the DEA and the South African Network for Coastal and Oceanic Research.

The Chief Directorate: Marine and Coastal Management advises on the use of marine living resources and the conservation of marine ecosystems, by conducting and supporting relevant multidisciplinary scientific research and by monitoring the marine environment.

Sustainable use and the need to preserve future options in using marine ecosystems and their resources are guiding objectives in the research and advice provided by the chief directorate.

### National research facilities

The national research facilities managed by the NRF are clustered on the basis of their areas of specialisation aligned to the science missions of the NRDS.

#### South African Astronomical Observatory (SAAO)

The SAAO is the national centre for optical and infrared astronomy in South Africa. Its prime function is to conduct fundamental research in astronomy and astrophysics by providing a world-class facility and by promoting astronomy and astrophysics in southern Africa.

The SAAO contributes to South Africa's future development by creating and disseminating scientific knowledge; providing research infrastructure; and providing an interface between science and society. It is also responsible for managing the operations of the South African Large Telescope.

#### South African Astronomical

#### Observatory (SAAO)

The SAAO is a national facility of the NRF and the national centre for optical and infrared astronomy in South Africa. Its primary function is to conduct fundamental research in astronomy and astrophysics. SAAO oversees SALT, located at its site near Sutherland, on behalf of an international consortium and promotes astronomy and astrophysics in Southern Africa.

#### Hartebeesthoek Radio Astronomy Observatory (HartRAO)

HartRAO is a national facility of the NRF. Its radio astronomy research focuses on stellar evolution, pulsars and masers; and its Space Geodesy research uses space-based techniques to study the earth. The facility is also used by university students for carrying out research, it also undertakes science awareness programmes for schools and the general public.

#### South African Institute for Aquatic Biodiversity (SAIAB)

A national facility of the NRF, the SAIAB is famous for its association with the discovery of the enigmatic coelacanth and is internationally recognised for ichthyological research, dynamic research staff and active postgraduate school. The SAIAB provides unique skills and infrastructure support in marine, estuarine and freshwater ecosystems research, molecular research, collections and bioinformatics.

#### South African Environmental Observation Network (SAEON)

The SAEON is a business unit of the NRF and serves as a national platform for detecting, translating and predicting environmental change through scientifically designed observation systems and research. The SAEON also captures and makes long-term datasets freely accessible, and runs an education outreach programme. The SAEON has six nodes dispersed geographically across the country.

#### National Zoological Gardens (NZG)

The NZG is a rapidly transforming facility reporting to the NRF. It has an impressive animal collection, conservation centres, a Centre for Conservation Science as well as an NZG Academy. The NZG is well placed as an education and awareness platform for visitors comprising of educators, learners, students, special interest groups and the general public.

#### iThimba Laboratory for

## Accelerator-Based Sciences

The iThemba Laboratory for Accelerator Based Sciences is the continent's largest facility for particle and nuclear research as well as one of only a handful of facilities in the world producing radionuclides for commercial, research and medical applications. In addition, its facilities include a full radiotherapy clinic for the treatment of certain cancers using both proton and neutron therapy.

## Programmes and projects

### Alternative energy solution

In November 2014, the DST officially launched the innovative 2,5 kW hydrogen fuel cell power generator prototype unit at the University of the Western Cape (UWC).

The generator demonstrates South Africa's innovative capabilities in the emerging hydrogen and fuel cell technologies space.

The prototype was developed by the HySA Systems Integration and Technology Validation Centre of Competence (HySA Systems) in collaboration with Hot Platinum (Pty Ltd), a local company involved in power management and control electronics.

The partners have been testing the unit at the Cape Flats Nature Reserve, on the UWC campus in Bellville.

All electrical power used in the reserve is generated from a bank of hydrogen cylinders, instead of from the national grid. The cylinders release hydrogen in the presence of a platinum catalyst (mined in North West) and a series of proton exchange membranes.

The hydrogen fuel cell power generator unit uses hydrogen to generate electrical power, with water vapour the only by-product. In this way electricity is produced in an environmentally friendly way without pollution or noise.

Furthermore, hydrogen can be used to produce electricity in remote areas that do not have access to the national grid. The decentralisation of energy generation by using hydrogen fuel cell systems is one of the few possibilities for providing efficient and cost-effective access to electricity.

The South African Government has rolled out several energy and energy-efficiency programmes and initiatives, such as HySA, with an emphasis on alternative energy opportunities and off-grid renewable energy solutions.

South Africa is one of the primary suppliers of platinum group metals to the world, but not much beneficiation is being done in the country.

The rise of hydrogen fuel cell technologies in

various markets is about to change the global platinum landscape with the anticipated increase in platinum usage in this emerging market. There were significant opportunities for South Africa to partner with international fuel cell producers. These partnerships have the potential to make the country an established hub for the production of fuel cell components.

### Subprogrammes

The DST also has a number of subprogrammes that play a pivotal role in ensuring that the department meets its targets. They are:

- Human Capital and Science Promotion: formulates and implements policies and strategies that address the availability of human capital for science, technology and innovation, and provides support for research activities.
- Science Missions: promotes the development of research, the production of scientific knowledge, and the development of human capital within science areas in which South Africa enjoys a geographic advantage.
- Basic Science and Infrastructure: facilitates the strategic implementation of research and innovation equipment and infrastructure to promote knowledge production in areas that are of national priority and to sustain innovation led by research and development.
- Astronomy: supports the development of astronomical sciences around a research strategy on multi-wavelength astronomy, provides strategic guidance and support to relevant astronomy institutions in the implementation of the department's astronomy programmes.
- Sector Innovation and Green Economy: provides support in policy, strategy and direction setting for research and development led growth in strategic sectors of the economy; and supports the transition to a green economy.
- Innovation for Inclusive Development: supports the development of science and technology based innovations for tackling poverty, including the creation of sustainable jobs, sustainable human settlements, and the enhanced delivery of basic services.
- Science and Technology Investment: leads and supports the development of indicators and instruments for monitoring investments in science and technology and the performance of the NSI, as well as ways of strengthening policy in relation to the NSI.
- Technology Localisation, Beneficiation and Advanced Manufacturing: advances strategic

medium and long term priorities for sustainable economic growth and sector development, and public service delivery.

### Research, Development and Innovation (RDI)

This is at the heart of the department's efforts to drive innovation in scientifically strategic areas.

The programme has five subprogrammes:

- space science and technology
- hydrogen and energy
- biotechnology and health innovation
- innovation planning and instruments
- radio astronomy advances.

### Space science and technology Square Kilometre Array

The SKA Project could act as a catalyst for science, technology and engineering business opportunities, jobs and innovation, and has the potential to put Africa on the map as a world Big Data and Analytics Hub.

The multibillion rand SKA, to be hosted in South Africa and Australia, will extend into eight African countries and will be the world's biggest telescope. It is also one of the biggest-ever scientific projects and multinational collaborations in the name of science.

The radio telescope should be operationally mature by 2020.

With thousands of linked radio wave receptors in Australia and in southern Africa, the SKA radio telescope will constantly scan space and feed the data to astronomers around the world.

The amounts of data being collected and transmitted by the SKA in a single day would take nearly two million years to play back on an iPod. This means the project requires supercomputing power and Big Data Management and Analytics capabilities on an unprecedented scale. The SKA is working with the world's most significant ICT powerhouses on the project.

One aspect of the project will see the Netherlands Institute for Radio Astronomy and IBM collaborating to research extremely fast, but low-power exascale computer systems, data transport and storage processes, and streaming analytics that will be required to read, store and analyse all the raw data that will be collected daily.

The SKA project will also have unprecedented data connectivity needs. Meeting the advanced technological and engineering needs of this project will result in significant local skills development, revolutionise science and

technology research and enable innovative new businesses and employment in the science, technology and engineering fields.

Aside from the benefits to African science, Big Data capabilities could be the biggest spin-off from the SKA project.

The innovations, skills development and commercial potential emerging as a result of the project are huge. The potential is not just academic – the taxpayer-funded IP is developed to a point where it is ready to become commercialised and benefit the economy.

Human capital development is already taking place as a result of the SKA project, with bursaries and scholarships being granted to allow students to learn the necessary cutting-edge science, technology, maths and engineering skills to support the project. Because the SKA is a long-term project over decades, its effect will increase.

Going forward, there will be a strong drive to leverage the SKA as a spearhead for other programmes – including next generation high performance computing challenges and Big Data challenges.

Since 2005, the African SKA Human Capital Development Programme has awarded close to 400 grants for studies in astronomy and engineering from undergraduate to post-doctoral level, while also investing in training programmes for technicians.

Astronomy courses are also being implemented in other African countries, including Kenya, Mozambique, Madagascar and Mauritius. Career opportunities will increase substantially and new business opportunities will emerge.

### Space science

Space Science supports the creation of an environment that is conducive to the implementation of the national space strategy and the South African earth observation strategy, which address the development of innovative applications and human capital to respond to national priorities.

Through SANSa, the country's capacity to design, build, maintain and possibly even launch satellites is being developed. As part of the four-country African Resource Management Constellation, South Africa has begun work on the ZA-ARMC1 satellite; R232 million has been budgeted over the next three years for this project. This satellite will enhance Africa's ability to monitor and manage its precious natural resources.



In January 2014, the DST paid the second tranche of the purchase price for satellite company Sunspace, bringing to an end the embattled company's ordeal to pay creditors.

Sunspace's employees moved to Denel, which has created a unit to host the intellectual property and capabilities, based in Stellenbosch.

Denel has since created Spaceteq, incorporating Sunspace, which aims to develop a multispectral, high-resolution Earth-observation satellite called EO-Sat1, for operation by 2017.

### Information and communications technology

The DST is leading the implementation of the national ICT RDI Strategy. Its main purpose is to create an enabling environment for the advancement of ICT RDI in South Africa.

South Africa's research capacity in the ICT field has become a strong competitive advantage.

The ICT RDI Strategy aims to achieve a marked increase in advanced human resource capacity, promote world-class research and build robust innovation chains for the creation of new high-tech ICT small enterprises. Implementing the strategy demands partnership involving government, the private sector, higher education institutions and science councils.

The Meraka Institute of the CSIR manages and coordinates the implementation of the strategy. An important envisaged outcome is a vibrant, sustainable and innovative indigenous ICT industry that addresses a significant portion of the country's ICT needs and attracts investments by overseas-based multinational ICT corporations in RDI and manufacturing facilities and resources in South Africa.

The Centre for High-Performance Computing (CHPC), Sanren and the Very Large Databases are the three pillars of cyber-infrastructure that the DST supports. Hosted by the University of Cape Town and managed by the CSIR's Meraka Institute, the CHPC was the first of its kind in South Africa and is making scientific supercomputing a reality for South Africa.

A major project for Sanren is the national backbone network, which aims to connect all major metros in the country with a 10 gigabyte per second link. On completion, the network will reach about 200 sites. The overall network architecture will consist of a national backbone connecting Durban, Pretoria, Johannesburg, Bloemfontein, Cape Town, Port Elizabeth and East London; with metro rings in Johannesburg, Tshwane, eThekweni and Cape Town.

### Indigenous knowledge systems (IKS)

The Indigenous Knowledge System Policy serves as a guide for the recognition, understanding, integration and promotion of South Africa's wealth of indigenous knowledge resources.

One of the areas of action identified by the policy is the protection of indigenous knowledge and the holders of such knowledge against exploitation.

This includes ensuring that communities receive fair and sustained recognition and, where appropriate, financial remuneration for the use of this knowledge

The indigenous knowledge of many communities embodies a deeply spiritualised and ancient relationship with the Earth's systems and cycles.

Traditional songs and languages, clothing, architecture, foods, motifs, daily rituals and mythological epics contain local survival information.

Moreover, the diversity of indigenous cultures provides unique insights into how to live harmoniously within nature.

By sharing indigenous stories of vulnerability and adaptation, people learn how communities share ideas on how ancestral wisdom is being incorporated into climatic adaptation strategies.

By cherishing the value of indigenous knowledge, people can discover how best to adapt to a changing climate.

The DST has three IKS priorities:

- The development of a regulatory environment for the protection of IKS.
- The development of the National Recordal System for the collection, recording, documenting, storage and management and dissemination of IKS in communities in the nine provinces of the country. Until orally transmitted and rapidly disappearing indigenous knowledge is recorded, it will be difficult to protect. The National Recordal System is the largest fingerprint initiative of the region to document and record indigenous knowledge.
- Applied research, specifically bio-prospecting activities. An example would be how, with funding from the NRF, the MRC is developing the Moritela Tshwene Tea Project near Zeerust in North West, with the aim of producing a nutritional herbal tea for the commercial market.

The DST has put in place validation systems within its science system to ensure that indigenous knowledge products are safe and backed by the best science in the world.

To give further impetus to these critical initiatives, the department has set aside a dedicated fund to support research into indigenous knowledge.



Two indigenous knowledge research chairs have been awarded as part of the country's Research Chairs Initiative (SARChI).

The DST also established indigenous knowledge studies CoEs at the universities. The CoEs will play a defining role in generating highly qualified HR capacity in IKS.

### Private-sector involvement

South Africa's gold-mining industry works at deeper levels and under more difficult conditions than any other mining industry in the world.

The research into gold mining conducted by the CSIR's Mining Technology Group is concerned primarily with ensuring the health and safety of the workforce.

It includes those working in the areas of rock engineering and the underground environment.

Mining Technology's coal-mining research takes place on a smaller scale than that of gold mining, because the coal-mining industry is able to make use of various developments overseas.

Areas in which research is undertaken include strata control, mining, maximising the extraction of coal, and the underground environment.

Research is also carried out by a large number of industrial companies with facilities to meet their specific needs.

The more important ones are the:

- Anglo American Corporation of South Africa (applied metallurgy, processing of precious metals, base metals and coal)
- Agricura (synthesis and testing of veterinary remedies, insecticides, herbicides and entomology)
- Cullinan Holdings (refractories and electrical porcelain)
- De Beers Industrial Diamond Division (manufacturing and application of synthetic diamonds and other super-hard material)
- Johannesburg Consolidated Investment Company (metallurgy, mineralogy, chemistry and chemical engineering)
- National Chemical Products (chemistry, microbiology and animal nutrition)
- Metal Box Company of South Africa (corrosion mechanisms and microbiology)
- Tellumat (develops electronic instruments)
- Rembrandt Group (develops and improves tobacco and liquor products)
- South African Pulp and Paper Industries (wood technology, paper manufacturing and water treatment)
- Standard Telephones and Cables South Africa (long-distance transmission of information and lightning protection).

### Natural-resource development

South Africa has the world's largest reserves of fluorspar, with estimated reserves of 41 million tons. They currently supply and estimated 10% of the fluoride requirements to R233,6 billion annual global fluorochemicals industry.

### Human-capital development

The DST's Human-Capital and Science Platforms Subprogramme conceptualises, formulates and implements programmes aimed at developing and renewing science, engineering and technology human capital to promote knowledge generation, protection and exploitation.

South African universities train more and more scientists each year, with whose help the country will be able to spend R45 billion on research and development by 2014, thus reaching its target for gross expenditure on research and development of 1,5% of GDP.

Food security and access to clean water remain among government's top priorities – the department is therefore also focusing on using science and technology to ensure that existing water supplies are clean and is playing an active role in ensuring food security into the future.

To this end, seven of the 60 new research chairs initiated by the department will serve the areas of rural development, food security and land reform, bringing the total of such chairs to 10.

### International Cooperation and Resources

The DST is not only entrusted with the overall coordination of national research and innovation initiatives in South Africa, but is also responsible for overseeing and facilitating South Africa's international scientific and technological cooperation.

The International Cooperation and Resources Programme's purpose is to:

- Strategically develop, promote and manage international partnerships that strengthen the NSI
- Enable an exchange of knowledge, capacity and resources between South Africa and its international partners, with a focus on supporting science, technology and innovation capacity building in Africa
- Support South African foreign policy through science diplomacy
- Complement South Africa's national

investments in science technology and innovation, including access to resources for department initiatives that require external investment, by securing international funds of R1,4 billion by 31 March 2018

- Maintain the total number of researchers awarded research grants through NRF-managed programmes at 13 617 by the end of 2016
- Maintain the number of ISI-accredited research articles published by NRF-funded researchers at 21 000 in the period under review
- Strategically develop priority science areas in which South Africa enjoys a competitive advantage.

### **African Network on Drugs and Diagnostics Innovation (Andi)**

Andi is based in Addis Ababa, Ethiopia, at the UN offices of the Economic Commission for Africa. Its board agreed that five regional hubs were to be created to support regional research initiatives, with South Africa offering to host the southern hub.

Andi evaluated African research initiatives on drugs and diagnostics, and identified 35 CoEs throughout Africa that were to receive priority attention. Fifteen of these are in South Africa.

All the centres are tasked with researching responses to the most intractable health burdens of the continent, from malaria and tuberculosis to river blindness. Many of these are diseases of the poor and invisible. Their researchers do not receive funding or intellectual support from established agencies – Andi's aim is to reverse this.

It provides support to innovation in quality water provision that is community-led and -based through various agencies. It supported the development and use of new energy-efficient and attractive construction materials through the CSIR-led infrastructure innovation programme – 410 houses were built in Kleinmond, creating an integrated suburb.

It supports rural-based poverty alleviation initiatives in Limpopo, the Eastern Cape and KwaZulu-Natal. Another facet of Andi is the Ketlaphela/Lonza initiative that built a plant to manufacture active pharmaceutical ingredients for antiretroviral (ARV) production.

The departments of science and technology, trade and industry, economic development and health collaborated on this initiative to secure a significant proportion of the ARV market for local producers.

### **Women in Science Awards**

Top South African women scientists were honoured at the Women in Science Awards ceremony held Johannesburg in August 2015.

The DST hosts these awards annually to reward outstanding female scientists and researchers, and encourage younger women to follow their example. The winners of the 2015 Women in Science Awards are as follow:

- Professor Maureen Coetzee – Distinguished Woman Scientist.
- Professor Marla Trindade – Distinguished Woman Scientist.
- Professor Lindiwe Zungu – Distinguished Woman Researcher.
- Dr Gina Ziervogel – Distinguished Woman Researcher.

South Africa Yearbook 2015/16

# Social Development



The mandate of the Department of Social Development (DSD) is to ensure protection against vulnerability by creating an enabling environment for the provision of a comprehensive, integrated and sustainable social development service.

The strategic goals for the DSD are to:

- review and reform social welfare services and financing
- improve and expand early childhood development (ECD) provision
- deepen social assistance and extend the scope of the contributory social security system
- enhance the capabilities of communities to achieve sustainable livelihoods and household food security
- strengthen coordination, integration, planning, monitoring and evaluation of services. South Africa has made good progress in building social cohesion and promoting a new single national identity. The biggest barrier to increasing social cohesion is the remaining inequality in society, which needs to be attended to.

More than half of all households in South Africa benefit from government's social assistance programme.

Comprehensive social security alleviates and reduces poverty, vulnerability, social exclusion and inequality through a comprehensive social protection system.

Empowering young and old people, those with disabilities as well as women in particular, helps rebuild families and communities.

Welfare services create and provide social protection to the most vulnerable of society through the delivery of social welfare services via provincial government and non-profit organisation (NPO) structures.

## Budget

A total of R113 billion (93%) of the DSD's R120 billion budget went towards the payment of social grants.

The social assistance budget has increased by an average of 11% a year since 2008/09, in part due to the extension of the Child Support Grant (CSG) to the age of 18.

The CSG is the largest by number, totalling just below 12 million, which represents approximately 31% of the South African population. The various social grants recorded an average of 55% growth in value since 2006, for example, the Old Age Grant grew from R820.00 to R1 500.00 in 2016. South Africa now spends close to 3% of GDP on social assistance to the

value of R128 billion in the 2015/16 financial year.

The focus of the DSD over the Medium Term Expenditure Framework (MTEF) period will be on: increasing access to social assistance, strengthening community participation, improving household access to food and nutrition, reforming and standardising the social welfare sector, expanding social development services, and protecting and promoting the rights of children.

These priorities are all premised on the NDP, which describes five functions of social protection: protective measures to save lives and reduce levels of deprivation; preventive measures which help people avoid falling deeper into poverty and reduce their vulnerability; promotive measures which enhance the capabilities of individuals communities and institutions; transformative measures which tackle inequities through changes in policies, laws and budgets; and developmental and generative measures which increase the poor's consumption, promoting local economic development.

The department's work over the medium term also gives effect to Outcome 13 of government's 2014-2019 Medium Term Strategic Framework (MTSF) – an inclusive and responsive social protection system.

In accordance with the reorganisation of some national departments, announced by President Jacob Zuma in May 2014, R123,9 million over the medium term has been shifted to the DSD from the former Department of Women, Children and People with Disabilities.

The progressive realisation of the rights of children and people with disabilities has become part of the DSD's mandate, while the new Department of Women will continue to promote, advocate for and monitor the realisation of the rights of women.

Over the medium term, the DSD will continue to provide social assistance grants to the elderly, children, war veterans and people with disabilities. These grants boost the incomes of poor households, which bear the brunt of persistent unemployment, poverty and inequality in South Africa.

Grants take up 94,2% of the department's total budget allocation over the 2015 MTEF period, and the department projects paying social assistance grants to about 17,5 million beneficiaries by the end of 2017/18.

The department's planned improvements to the appeals adjudication process will support increasing access to social assistance grants, and a business information system will be



developed to speed up the adjudication process itself.

Expenditure on grants is expected to increase at an average annual rate of 7,3% per year over the medium term, reaching R149 billion in 2017/18, mostly due to adjustments to the value of the grants and growth in the number of beneficiaries. Transfers to the South African Social Security Agency (SASSA) make up 98,6% of the Social Security Policy and Administration programme.

The transfers fund both the administration and distribution of social grants. Administration costs constituted 5,5% of the budget for social assistance grants in 2013/14 but are expected to decline to 5% in 2017/18, partly due to efficiencies from the new payment contract implemented in 2012/13.

Project Mikondzo, a nationwide service-delivery initiative to assess the footprint and impact of the social development sector, will continue over the medium term.

Through direct interaction with municipalities and community members, the project aims to monitor service delivery at community level, determine the gap between policy formulation and implementation, and understand service delivery challenges and backlogs.

It is one of the two main spending drivers over the medium term in the Community Development subprogramme in the Social Policy and Integrated Service Delivery programme.

The department also runs a range of outreach programmes such as Child Protection Week, the Active Aging programmes for older persons, youth camps and youth dialogues. Between 2 000 and 5 000 people participate in the events, and the department covers their travelling costs.

These participatory programmes drive expenditure in travel and subsistence, venues and facilities, and catering across several of the department's budget programmes. Participation often exceeds what the department has expected, resulting in increased expenditure.

To contain expenditure, the national department will share such costs with provincial departments over the medium term. The department has also reviewed its procurement processes for the events, and the resulting efficiencies can be seen in the projected decrease in spending in the Youth and Older Persons subprogrammes over the medium term.

By 2015/16, nine provincial food distribution centres and 72 community nutrition development centres were expected to be fully operational and 600 000 people would have access to food through the department's food relief programme.

The number of people with access to the programme was set to increase to 900 000 by 2017/18. The cost of implementing the programme is reflected in the projected 11,4% average annual growth over the medium term in transfers to households in the Social Policy and Integrated Development programme. Some R17.4 million over the medium term is reprioritised within the department's budget for establishing an office to oversee the implementation of the programme.

### **Reforming and standardising the social welfare sector**

A key element of Outcome 13 of government's 2014-2019 MTSF (an inclusive and responsive social protection system) is reforming and standardising the social welfare system. Reforms will largely be driven by the review of the *1997 White Paper for Social Welfare*, funded in the Service Standards subprogramme in the Welfare Services Policy Development and Implementation Support programme. The review will be completed by 2017/18.

Social workers are essential to improved and standardised social welfare services. Training social workers is therefore crucial to social welfare reform, and the department expects to award 1 654 new scholarships for social work in 2017/18.

Scholarships, funded in the Social Worker Scholarships subprogramme, constitute 42.6% of the budget of the Welfare Services Policy Development and Implementation Support programme over the medium term, and are administered by the National Student Financial Aid Scheme.

Improved processes for registering and monitoring NPOs, which are key partners in providing social welfare services, will also support the reform. The department plans to review the NPO Act of 1997 to improve the regulatory framework, and will also improve the management of the NPO database and enhance the efficiency of the registration process.

The target is that 100% of applications for registration will be processed within two months by 2017/18. The Registration and Monitoring of NPO subprogramme receives 25,3% of the non-transfers budget of the Social Policy and Integrated Service Delivery programme to support these activities.

### **Expanding social development services**

To support the department's ongoing work to expand social development services, over the medium term the department will



focus on managing the command centre (a 24-hour call centre for victims of gender based violence), drafting legislation on victim support services, and enhancing the implementation and monitoring of social crime prevention and gender based violence programmes (such as programmes that provide shelters). Spending on these activities is in the Social Crime Prevention and Victim Empowerment subprogramme of the Welfare Services Policy Development and Implementation Support programme.

Substance abuse is a key social challenge in many South African communities, and the Prevention of and Treatment for Substance Abuse Act of 2008 prescribes that each province must have at least one public treatment centre.

By mid-2016, there were seven centres in four provinces. Using funds allocated in the 2014 Budget (R50 million per year), the department was expected to construct substance abuse treatment centres in the Northern Cape, Eastern Cape, North West and Free State in 2015/16 and 2016/17.

### Protecting and promoting the rights of children

The department, in consultation with a range of stakeholders, has developed a government-wide ECD policy and programme. The objectives of the policy are to: ensure that comprehensive, quality ECD services are in close proximity and equitably accessible to all children and their caregivers; enable parents to lead and participate in the development of their young children through the use of these services; and to ensure alignment and harmonisation across the different sectors responsible for ECD services.

Over the medium term, the department will be putting the required systems in place for implementing the policy and the programme. The department will also be working towards alignment and harmonisation with municipal bylaws and provincial legislation, especially related to infrastructure development and management.

To meet these objectives, an ECD programme office will be established, starting in 2015/16. Spending is in the Children subprogramme of the Welfare Services Policy Development and Implementation Support programme.

The Children's Act of 2005 requires the department to establish and manage a national child protection register as part of the overall child protection system. The aim of the register is to have a record of all reports of abuse and all convictions, and to use the information to protect children from unsuitable persons. All persons

working with children are meant to be screened against the register. Organisations providing services to children, such as ECD centres, cannot complete their registration process unless they have screened all employees.

### Legislation and frameworks

The department derives its mandate from the following legislation:

- Advisory Board on Social Development Act, 2001 (Act 3 of 2001)
- Children's Act, 2005 (Act 38 of 2005)
- Children's Amendment Act, 2007 (Act 41 of 2007)
- Fund-Raising Act, 1978 (Act 107 of 1978)
- Mental Healthcare Act, 2002 (Act 17 of 2002)
- National Welfare Act, 1978 (Act 100 of 1978)
- National Development Agency (NDA) Act, 1998 (Act 108 of 1998)
- NPO Act, 1997 (Act 71 of 1997)
- Older Persons Act, 2006 (Act 13 of 2006)
- Prevention and Treatment of Drug Dependency Act, 1992 (Act 20 of 1992)
- Prevention of and Treatment for Substance Abuse Act, 2008 (Act 70 of 2008)
- Probation Services Act, 1991 (Act 116 of 1991)
- SASSA Act, 2004 (Act 9 of 2004)
- Social Assistance Amendment Act, 2008 (Act 6 of 2008)
- Social Service Professions Act, 1978 (Act 110 of 1978). The Act also provides for the appointment of the Independent Tribunal in a way to be prescribed by regulation, and contains a number of technical amendments and corrections.
- In terms of the Social Assistance Amendment Act, 2010 (Act 5 of 2010), beneficiaries and other applicants may now ask SASSA to reconsider the relevant decision before appealing to the tribunal. All applications for appeal must now show that they have gone through the reconsideration process at SASSA.

According to the National Development Plan (NDP) 2030, South Africa needs to pay careful attention to the design of policies between now and 2030 to ensure that vulnerable groups and citizens are protected from the worst effects of poverty.

These social protection measures proposed seek to support those most in need, including children, people with disabilities and the elderly and promote active participation in the economy and society for those who are unemployed and under-employed through labour market activation measures, employment services, income support programmes and other services to sustain and improve quality of life.

The plan acknowledges that the country has built an advanced and comprehensive social protection system with wide reach and coverage, but the system is still fragmented, plagued by administrative bottlenecks and implementation inefficiencies.

As a result, the various elements of the social protection system are not operating seamlessly. The priority should be improving efficiency in the delivery of services, addressing exclusions by identifying and reaching those who are entitled to the existing benefits of social protection, reducing the administrative bottlenecks that prevent people accessing benefits.

### National Family Policy

The DSD is tasked with implementing the National Family Policy and provides training in family-preservation services, marriage preparation and enrichment, parenting/primary care-giving and families in crisis to service providers in the area of family services.

The *White Paper on Families* emphasises the need for all to build strong families that protect the most vulnerable members of society.

The purpose of the White Paper is to provide a platform for all South Africans to engage and exchange views on how to build stable families.

It also addresses some of the challenges faced by individuals in families, including the abuse of women and children, the elderly as well as people with disabilities.

### Childcare legislation

The Children's Act of 2005 sets out principles relating to the care and protection of children; defines parental responsibilities and rights; and provides for matters such as children's courts, adoption, child abduction and surrogate motherhood.

The Act also:

- gives effect to certain rights of children as contained in the Constitution
- provides for the issuing of contribution orders
- provides for intercountry adoption
- gives effect to the Hague Convention on Intercountry Adoption
- prohibits child abduction and gives effect to the Hague Convention on International Child Abduction
- recognises new offences relating to children
- provides for matters relating to the trafficking of children and the implementation of the relevant protocol.

The Children's Act of 2005 provides for the establishment of the National Child Protection Register that records all people found unsuitable

to work with children.

In terms of this law, child-care facilities, including welfare organisations offering foster care and adoption, are able to check prospective employees, foster parents and adoptive parents against the register.

The register is not open to the public and all requests for information must be directed to the DSD.

The Children's Amendment Act of 2007 provides for:

- the partial care of children
- ECD
- protection of children
- prevention and early-intervention services
- children in alternative care
- foster care
- child and youth care centres, shelters and drop-in centres
- new offences relating to children
- the plight of child-headed households
- respect for parental rights by providing that no person may take or send a South African child out of the country without the consent of the parents or guardian
- the discipline of children.

The national guidelines to protect and care for children include the Constitution, the Child Care Act, 1983 (Act 74 of 1983), as amended, the *White Paper for Social Welfare (1997)* and the Children's Act of 2005, as amended.

Section 137 of the Children's Act of 2005, proposes new protection measures for child-headed households.

This section defines children from child-headed households, provides for appointing an adult to supervise a child-headed household and allows children in child-headed households to access social grants and other material assistance.

### Role players Department of Women

The Department of Women is situated in The Presidency. The mandate of the department is to champion the advancement of women's socio-economic empowerment and the promotion of gender equality.

Its mission is to accelerate socio-economic transformation for women empowerment and the advancement of gender equality.

### National Development Agency

The NDA is a public entity, listed under Schedule 3A of the Public Finance Management Act, (PFMA) 1999 (Act 1 of 1999).

Its mandates are to:

- contribute towards the eradication of poverty and its causes by granting funds to civil-society organisations (CSOs)
- implement development projects in poor communities
- strengthen the institutional capacity of CSOs that provide services to poor communities
- promote consultation, dialogue and sharing of development experience between CSOs and relevant organs of State
- debate development policy
- undertake research and publication aimed at providing the basis for development policy.

The NDA supports the work of civil society in key areas of concern.

It is an important partner in the department's efforts to promote ECD by using its grants to strengthen the capacities of ECD community-service organisations, which support the department's efforts to reduce violence against women and children by providing key support to the gender-based violence sector.

NDA programmes include grant funding, capacity-building and research, policy dialogue and impact assessment.

Capacity-building interventions are geared towards ensuring that recipients of grant funding are not only given money to start and run their projects, but that they are empowered with the necessary skills to ensure sustainability.

The NDA has established the Programme Management Unit, which is responsible for offering project management services to private and public-sector stakeholders who wish to fund poverty-eradication projects.

Particular emphasis is placed on those in the NDA's primary areas of focus, namely food security, ECD, enterprise development and income generation programmes.

### South African Social Security Agency

SASSA, an agency of the Ministry of Social Development, was established in terms of the Social Assistance Act 13 of 2004 to provide comprehensive social security services to eligible poor and vulnerable South African citizens.

Since it started operating, the entity has played an important role of breaking the cycle of poverty through provision of social grants and also Social Relief of Distress (SRD) such as school uniforms to children from poor households.

SASSA's core business is to administer, finance and pay social security transfers. The agency is required to:

- develop and implement policies, programmes, standard operating procedures and systems

for an efficient and effective social assistance benefits administration system

- deliver innovative and cost-effective services to beneficiaries and potential beneficiaries through multiple access channels
- pay the right grant to the right person at the right time and place.

SASSA ensures the provision of comprehensive social security services against vulnerability and poverty within the constitutional and legislative framework.

The agency's key functions include the effective management, administration and payment of social assistance, as well as:

- the processing of applications for social assistance, such as social grants, grant-in-aid and SRD, the verification and timely approval of grant applications
- the management and reconciliation of grant payments to eligible beneficiaries by contractors
- the marketing of social assistance
- quality service assurance by ensuring compliance with norms and standards, and fraud prevention and detection.

SASSA managed to increase the number of social grants in payment by 2% from 16 642 643 at the end of 2014/15 to 16 991 634 at the end of the 2015/16 financial year.

The majority of these grants are children's grants totalling 12 573 955, representing a 1,99% growth from the 2014/15 financial year total of 12 329 716. A total of 479 238 SRD applications were awarded during the 2015/16 financial year.

This number includes 112 469 awards for people who were assisted in time of disasters. The awards were issued in various forms ranging from vouchers, school uniform, cash and food parcels. Most of the SRD awards were food parcels 171 120, followed by vouchers 156 142.

Alongside transforming the payment system, the agency has extended its footprint in each municipality. With such a footprint and high levels of efficiency, the agency has lived up to its slogan, "Paying the Right Social Grant, to the Right Person, at the Right Time and Place. Njalo!

In line with its goal to improve the conditions under which beneficiaries are served, SASSA converted 262 open pay points to fixed structures across all nine regions and continues to convert as and when the need arises.

This number includes both steel structures constructed and migration to community structures, such as churches and community halls.

SASSA implemented its fraud prevention strategy and anti-corruption policy towards curbing incidences of fraud and corruption.

This was done through awareness campaigns conducted in all regions.

The rewards of these campaigns were evident in the 16% reduction of reported cases from 1 328 in 2014/15 to 1 122 in 2015/16. SASSA investigated 83% of the reported cases with various sanctions imposed to affected individuals.

As reaffirmed by the Ministerial Advisory Committee, SASSA is taking over the management and control of the payment process that is currently performed by a third party, from 1 April 2017. The intention is to have a single payment platform, which will facilitate the payment of Social Assistance through multiple channels.

Insourcing the payment processes will ensure that SASSA is in control of the entire operational value chain. This will further improve the delivery of its services.

On 19 July 2016, President Zuma led the celebrations of 10 years of the existence of the SASSA.

The 10 year celebrations served as an opportunity for government to assess progress made since its inception and also to have direct interaction with social grant beneficiaries. To date, SASSA pays social grants to more than 17 million South Africans with a monthly investment of R11 billion.

Social assistance has over the years assisted families and children including those who are orphaned due to HIV and AIDS. In addition, there are many families that would not be able to put food on the table if it was not for the social grants, given the gloomy economic climate which makes the creation of jobs difficult, and also given the fact that some of the job seekers are unemployable due to lack of skills.

To expand its reach to vulnerable children in communities, the DSD adopted a community-based prevention and early intervention child and youth care services model known as Isibindi Model.

In 2015, more than 455 922 learners living in youth-headed households passed matric through the intervention of Isibindi Programme and 304 913 of these learners survived on social grants.

South Africa has been able to achieve goals of reducing extreme income poverty due to government's comprehensive social protection system, which includes social grants, access to free education to more than nine million children, primary healthcare for the poorest and the provision of free basic services of lights and water to indigent members of society in municipalities.

Noting the successful extension of social grants to over 16 million, government through

the DSD, is working on proposals for the creation of a comprehensive social security system that combines contributory and non-contributory elements to eradicate poverty and income protection for everyone living in South Africa.

### **Advisory Board on Social Development**

The Advisory Board on Social Development's key functions include:

- advising the Minister on all matters related to social development
- identifying, promoting, monitoring and evaluating policy, legislation and programmes regarding social development
- facilitating dialogue with and the participation of civil society.

### **South African Council of Social Service Professions (SACSSP)**

The SACSSP is a statutory body with the primary focus of developing and protecting the integrity of the social service professions and the interest of the public at large.

The SACSSP is established in terms of section 2 of the Social Service Professions Act, 1978 (Act 110 of 1978).

All professionals who practice any of the social service professions incorporated in the scope of the SACSSP are obliged by the Social Service Professions Act of 1978 to register with the SACSSP. Failure to do so constitutes a criminal offence.

The council guides and regulates the Social Services Professions in the country in aspects pertaining to registration; by ensuring compliance by practitioners in order for the sector to be serviced by registered persons, education and training; ensuring continuing professional development and compliance by training institutions and professional conduct ensuring compliance by all registered practitioners in terms of professional and ethical services to communities and individuals.

The council has two professional boards under its auspices:

- The Professional Board for Social Workers.
- The Professional Board for Child and Youth Care

### **National Action Committee for Children Affected by HIV and AIDS**

The National Committee for Children Affected by HIV and AIDS is a multisectoral structure made up of government departments, CSOs, development agencies and donor organisations.

It is a formal structure used for collaborative

planning and decision-making concerning issues pertaining to orphans and other children made vulnerable by HIV and AIDS.

It has a steering committee initiated through consultations between government departments, civil society and non-governmental organisations (NGOs), and is currently composed of representatives of government and civil society.

The committee is chaired by the DSD, and co-chaired by a nominated member from civil society.

### Relief boards

Four relief fund boards were established in terms of Section 16 of the Fund-Raising Act of 1978.

- Board of the Disaster Relief Fund: The key functions of the board are to assist people, organisations and bodies that suffer damage or loss as a result of a disaster.
- Board of the Refugee Relief Fund: The key functions are to assist refugees as the board may deem fair and reasonable.
- Board of the State President's Fund: This board's functions are to assist victims of any act of terrorism in respect of their medical treatment and rehabilitation, and assist such victims and their dependants during any financial hardship or financial distress caused directly or indirectly by any act of terrorism.
- Board of the Social Relief Fund: The key functions of the board are to make funds available to organisations capable of assisting people with psychosocial challenges, and rendering such social distress relief to victims of violence.

### Non-profit organisations

The NPO Directorate of the DSD administers the Register of NPOs in South Africa.

It is a voluntary registration facility that enhances the credibility of the registered NPO as it reports to a public office.

Registration promotes effective, efficient and accountable management within the sector.

To strengthen the capacity of NPOs, the department will continue to build their capacity and monitor their compliance to legislation.

One of the functions of the department is to monitor all registered NPOs in terms of their compliance with the NPO Act of 1997. The compliance rate has improved by 26%.

Training was provided to 1 200 NPOs and community-based organisations (CBOs).

Plans to strengthen the sector include:

- increasing the number of staff in the department who deal with registrations
- increasing the number of road shows to

provide information and listen to challenges faced by the sector.

NPOs registered with the DSD are required in terms of the NPO Act to submit their annual reports (narrative and financial reports) to the department. This applies to all NPOs registered under the NPO Act, whether funded or unfunded. Currently, there are 140 513 registered NPOs and 87 565 or about 62% of them are

### Programmes and projects 16 Days of Activism for No Violence Against Women and Children

The 16 Days of Activism for No Violence Against Women and Children is an annual awareness campaign observed globally.

It addresses policy and legal issues and calls for the elimination of all forms of gender-based violence.

The campaign runs from 25 November, which was officially recognised by the UN in 1999 as the International Day for the Elimination of Violence against Women.

South Africa has added children to the campaign, as there is growing concern about the increasing violence against children.

The campaign ends on 10 December – International Human Rights Day.

Other important days commemorated annually during this 16-day period include World AIDS Day on 1 December and the International Day for Persons with Disabilities on 3 December.

In November 2016, President Zuma launched the 16 Days of Activism for No Violence Against Women and Children campaign in Lebowakgomo, Limpopo, under the theme; "Count Me In: Together Moving a Non-Violent South Africa Forward".

The United Nations (UN) has proclaimed 25 November as International Day of No Violence Against Women.

### Project Mikondzo

Project Mikondzo (which means "footprint" in Xitsonga) compels office-bound officials from the department, the NDA and the SASSA to join frontline officials to interact with communities in a bid to tackle social problems such as poverty, malnutrition, violence against women and child-headed households.

The 1 300 wards form part of 23 district municipalities from seven provinces, which Cabinet has prioritised for additional support.

The project includes an audit of ECD centres and the setting up of a command centre with a toll-free hotline open 24 hours a day, seven days a week. It also includes a substance abuse



awareness campaign targeting sports and music events, the targeting of gender-based violence and the strengthening of NPOs.

The project helps government reach the about two million children who qualify for CSGs but who have not registered with SASSA to receive grants.

The department began training caregivers to improve assistance to child and youth-headed households.

The department audited 92 000 child-headed households that are in the Statistics South Africa database to ensure compliance with the Children's Act of 2005 definition of a child-headed household.

Government celebrated Social Development Month in October 2016 by highlighting poverty-alleviation programmes and extending its footprint through Project Mikondzo to reach all vulnerable South Africans.

Since the inauguration of Project Mikondzo in 2013, government officials have visited more than 900 wards with high levels of poverty and unemployment to better understand the diverse needs of communities.

Government continues to implement the service delivery initiatives, Project Mikondzo and the Integrated Community Registration Outreach Programme (ICROP) to improve the sector's services and to increase access to social assistance for the impoverished communities.

During the 2015/16 financial year, 570 ICROPs and 78 Project Mikondzo interventions were conducted in poor wards identified as a priority by Cabinet.

### Anti-Substance Abuse Programme of Action

Alcohol advertising is regulated by the Liquor Act, 2003 (Act 59 of 2003) which outlines the guidelines for liquor advertising. The alcohol industry is self-regulated by the Code of Commercial Communication of Alcohol Beverages, something to which most companies and advertisers adhere.

The Central Drug Authority Board developed regulations for the Prevention of and Treatment for Substance Abuse Act of 2008.

The Act complements both the National Drug Master Plan (NDMP) (2013 – 2017) and the Anti-Substance Abuse Programme.

The Act provides for a comprehensive national response for combating substance abuse in South Africa through:

- mechanisms aimed at reducing demand and harm in relation to substance abuse through prevention, early intervention, treatment and

re-integration programmes

- registration and establishment of treatment centres and halfway houses
- the committal of persons to and from treatment centres and for their treatment.

The Inter-Ministerial Committee (IMC) on Combating Alcohol and Substance Abuse, is to coordinate government's collective national efforts, including prevention, community mobilisation, treatment and law enforcement amongst others.

Progressive policy decisions have emanated from the IMC plan of action, such as the removal of liquor outlets from residential areas and near places of worship and schools, restrictions on operating times and on the location and content of advertising related to alcohol, and a reduction of the current legal alcohol limit for drivers.

In its efforts to reduce incidents of gender-based violence which are often caused by abuse of alcohol and drugs, the DSD has launched Gender-Based Violence Command Centre (GBVCC) – a 24-hour call centre.

The GBVCC, which has been named the Best Technology Innovation – Small Centre in the world at the Global Best Contact Centre Awards in Las Vegas on 5 November, provides support and counselling to victims of GBV. As the Gold Medal Winner, this means the GBVCC is ranked number one in the world in its category.

Victims of gender based violence are encouraged to contact 0800 428 428 (0800 GBV GBV), a toll free number to speak to a social worker for assistance and counselling. Callers can also request a social worker from the Command Centre to contact them by dialling \*120\*7867# (free) from any cell phone.

The department had commissioned a review of the Ke Moja Drug Awareness Campaign to ascertain its effectiveness and strengthen dissemination of information tools.

One of the common drugs, Tik, is sold as a combination of amphetamines and talcum powder, baking powder, starch, glucose or quinine. The drug changes users' behaviour and some symptoms associated with usage of its usage and addiction range from loss of appetite, weight loss, aggression, anxiety, headaches as well as change in dress code.

Health professionals are also concerned about the devastating effects of this drug on the user which among its many effects induces psychotic symptoms, such as seeing or hearing things that are not there, and violence, making it a far more dangerous drug than most other drugs available in South Africa.

Government departments are collaborating

with other sectors of society to implement the NDMP to respond to the scourge of drugs and substance abuse.

The Central Drug Authority is charged with the responsibility to develop and implement a coordinated approach encompassing supply control and demand reduction progress.

Provincial substance abuse forums have been established as well as local drug action committees which consists of social workers, teachers, justice and committee representatives.

By mid-2016, the Department of Health was looking into the draft Control of Marketing of Alcohol Beverages Bill that is about the marketing and promotion of alcohol.

The UN General Assembly, in its resolutions 42/112 of December 1987, declared 26 June as the International Day Against Drug Abuse and Illicit Trafficking.

### **Expanded Public Works Programme (EPWP)**

The EPWP is a nationwide programme under the auspices of government and state-owned enterprises.

The programme provides an important avenue for labour absorption and income transfers to poor households in the short to medium term. It is also a deliberate attempt by public sector bodies to use expenditure on goods and services to create job opportunities for the unemployed.

EPWP projects employ workers on a temporary or ongoing basis either by government, by contractors, or by NGOs under the Ministerial Conditions of Employment for the EPWP or learnership employment conditions.

In March 2016, social sector departments, led by the DSD and Department of Public Works (DPW), hosted the 12th annual EPWP Social Sector Conference in White River, Nelspruit, in Mpumalanga, under the theme: "Advancing People's Power for Revitalisation of mining communities through EPWP Social Sector Interventions".

It also served as an opportunity to assess progress made by the EPWP Phase 3 of the social sector. During the launch, the EPWP social sector participants share testimonies about the impact of the social-sector initiatives towards improvement of their lives.

The EPWP Phase 3 was expected to create six million work opportunities and out of this overall targeted figure, the projected work opportunities to be created by the EPWP Social Sector is 1 037 000 work opportunities by 2019.

The Vuk'uphile Learnership Programme is an

EPWP Contractor Development Programme. It is a subprogramme of the EPWP Infrastructure Sector and it is aimed at training and developing emerging contractors within the construction industry.

The programme develops the administrative, technical, contractual, managerial and entrepreneurial skills of the learners within a learner contracting entity. The Vuk'uphile Learnership Programme uses labour-intensive methods of construction and the opportunities that are created through the programme feeds to the six million EPWP work opportunities to be created by 2019.

The EPWP Knowledge Management Committee is composed of various national government departments such as Social Development, Environmental Affairs (DEA), Cooperative Governance and Traditional Affairs (Cogta), with the DPW leading the committee.

The Knowledge Management is a process of creating, acquiring, capturing and using knowledge wherever it resides to enable learning and performance in an organization.

### **Early Childhood Development**

Government has identified ECD as a key focus area in its effort to improve the quality of basic education and care for children.

The department recognises that one of the ways of breaking the cycle of intergenerational poverty is investment in children to aid their development, especially from the ages of 0 – 4.

There are plans in place to ensure that all ECD centres are registered and early childhood practitioners appropriately trained. Programmes for parental training are also in the pipeline.

### **War on Poverty Campaign**

The Cooperative Shop Project is aimed at combating poverty by linking social grant beneficiaries (particularly the caregivers of children receiving CSGs and other vulnerable groups to meaningful socio-economic opportunities. The department and its entities will identify cooperatives that need support, with the intention of developing the skills of the cooperative members to ensure they are able to produce goods of quality.

The project is in line with the developmental agenda of government and could be seen as an addition to the grants that are provided. The primary intention is not to take people out of the grant system but to provide opportunities for grant beneficiaries to supplement their income.

Child poverty in South Africa has declined but more still needs to be done, according to

a report released by the South African Human Rights Commission (SAHRC) in June 2014. The SAHRC and the UN Children's Fund SA based the report, "Poverty traps and social exclusion among children in South Africa", on a study.

It said according to three income and expenditure surveys, the estimated poverty rate decreased from 65% in 2000 to just below 40% in 2010. The child poverty rate dropped from 76% in 2000 to just below 50% in 2010.

Education, health, assets, social networks, family, and geography are highlighted as areas that require intervention to escape poverty. According to the report, poverty-stricken households are at greater risk of contracting disease.

Often, health problems lower productivity. Ill health can induce perpetual poverty from nutrition deficiencies and undernourishment can affect behaviour. Child hunger affected the ability to learn and function. Policy interventions that improve children's health can dramatically increase their chances of escaping poverty.

### Food for All Programme

The department is tasked with facilitating and monitoring the implementation of the Food for All Programme.

To this end, distressed households were being provided with food through the department and Food Bank South Africa programme.

While SRD provides short-term relief for poor households, government recognises that longer-term solutions are needed.

Government is committed to improving its efforts at ensuring food security for all in the country, starting with vulnerable households and communities.

To this end, households have been assisted in establishing food gardens to produce their own food, thus participating in their own development.

### Social security and assistance

The CSG is the largest by number, totalling just below 12 million, which represents approximately 31% of the South African population.

The various social grants recorded an average of 55% growth in value since 2006, for example, the Old Age Grant grew from R820.00 to R1 500.00 in 2016. South Africa now spends close to 3% of GDP on social assistance to the value of R128 billion in 2015/16 financial year.

Ensure the provision of social assistance to eligible beneficiaries, where their income and assets fall below the set thresholds, by extending

income support to:

- Old Age provides income support to people aged 60 and above who earn less than R64 680 (if single) and R129 360 (if married) a year, whose assets do not exceed R930 600 (single) and R1 861 200 (married).
- War Veterans provides income support to men and women who fought in World War II or the Korean War who earn less than R64 680 (if single) and R129 360 (if married) a year, whose assets do not exceed R930 600 (single) and R1 861 200 (married).
- Disability provides income support to people with permanent or temporary disabilities earning less than R64 680 (single) and R129 360 (married) a year, whose assets do not exceed R930 600 (single) and R1 861 200 (married).
- Foster Care provides grants for children placed in foster care.
- Care Dependency provides income support to parents and caregivers whose annual earnings are less than R169 200 (single) and R338 400 (married), to help them care for children who are mentally or physically disabled.
- Child Support provides income support to parents and caregivers of children under 18 whose annual earnings are less than R39 600 (single) and R79 200 (married).
- Grant-in-Aid is an additional grant to the recipients of the old age grant, disability grant and war veterans grant who require regular attendance from another person due to their physical or mental condition.
- SRD provides temporary income support, food parcels and other forms of relief to those facing undue hardship.

### Job creation and poverty alleviation

The *Mid-year population estimates* by Statistics South Africa (Stats SA) show that South Africa still has a relatively young population. Two thirds of the population is younger than 35 years old. Those aged 15 to 35 years, which are defined as youth, comprise almost 40% of the total population. The youth are also the fastest growing age group in the country.

This trend creates the prospect for a so-called "Demographic Dividend", in which resources are invested into activities that promote social and economic development and growth.

South Africa, like most countries, is grappling with the challenge of youth unemployment. Youth unemployment in South Africa is estimated to be 36,1%, which is significantly higher than adult unemployment at 15,6%.

Government has recognised the problem of poor economic participation of young people and has put in place numerous policy interventions geared towards bringing youth into the mainstream of the economy to enhance social inclusion and cohesion.

Through the National Treasury and Department of Labour, DSD introduced youth unemployment policy options for South Africa with the aim of incentivising entities to employ young people.

The NYDA has provided the Integrated Youth Development Strategy (IYDS) with the key mandate of implementing interventions geared towards the economic participation of young people, namely, youth work, national youth services, and education and skills relevant to economic empowerment.

Government strives to provide an opportunity to raise the share of youth-owned businesses and to support youth to engage in cooperatives in the country.

The NDP is clear about the need for skills development in promoting economic growth and reaching related goals and the country has done well in the past 20 years of democracy to ensure that practically all children who should be in primary school are there.

### **Food banks**

With effect from 1 October 2016, FoodBank SA is now known as FoodForward SA.

It collects edible surplus food from manufacturers, wholesalers and retailers, and redistributes it to verified NPOs that collectively feed thousands of hungry people daily.

FoodForward SA works with over 600 member beneficiary organisations that in turn feed over 175 000 people daily. At least 85% of the beneficiary organisations undertake skills development, education, or remedial activities.

### **HIV and AIDS support**

The National Strategic Plan on HIV, AIDS, Sexually Transmitted Infections (STIs) and Tuberculosis (TB) 2012 – 2016, which addresses the social drivers and social impact of HIV and AIDS, is a key component of the department's fight against the spread of HIV and AIDS.

### **HIV and AIDS Youth Programme**

Most funds continued to be disbursed to loveLife, enabling it to increase and extend its HIV and AIDS awareness programmes, and scholarships for social work students. By 2015/16, the number of students benefiting from these scholarships was expected to be 4 248.

Youth-care workers from local communities are recruited and trained for the Isibindi Model at 260 sites throughout the country.

The aim is to recruit 10 000 child and youth-care workers over the next five years. It is expected that the recruitment and deployment of this cadre of social service professionals will go a long way towards upholding government's constitutional obligation to protect and provide care and support for orphans, vulnerable children and youths affected by HIV and AIDS in South Africa.

### **HIV and AIDS advocacy, awareness and outreach programme**

Achieving a meaningful and clear understanding of the scientific facts about HIV and AIDS will lead to individual self-management regarding the risk of HIV infection.

The awareness programme has the following main pillars:

- disclosure
- communication
- rights
- facilitation.

The programme also deals with the physical and emotional consequences of HIV and AIDS.

It addresses the following challenges:

- the lack of accurate and current information on HIV and AIDS
- the lack of access to care, support, treatment and new healthcare developments
- discrimination against the infected and affected.

The programme aims to involve people living with HIV and AIDS in initiatives that directly help affected and infected people to alleviate stigmatisation.

### **Care and support partnerships**

The DSD developed a new National Action Plan for orphans, vulnerable children and youth affected by HIV and AIDS (2012 – 2016), which is aligned with the National Strategic Plan on HIV, STIs and TB (2012 – 2016).

The action plan calls for meaningful involvement and participation by all stakeholders in the national response to orphans, vulnerable children and youths affected by HIV and AIDS.

### **Victim Empowerment Programme (VEP)**

South Africa's Victim Empowerment Policy is based upon the concept of restorative justice.

Victim empowerment is a means of facilitating access to a range of services for all people who have individually or collectively suffered harm, trauma and/or material loss through violence,

crime, natural disaster, human accident and/or through socio-economic conditions.

It is the process of promoting the resourcefulness of victims of crime and violence by providing opportunities to access services available to them, as well as to use and build their own capacity and support networks and to act on their own choices.

### **National Directory on Services for Victims of Violence and Crime**

The National Directory on Services for Victims of Violence and Crime is updated annually in collaboration with the provincial VEP managers or coordinators and their provincial counterparts.

### **Prevention and treatment of substance and drug abuse**

Sobriety Week, is a national campaign aimed at creating awareness among the general South African public, particularly the youth, women and pregnant women about the adverse effects of liquor abuse.

Sobriety Week incorporates the International Foetal Alcohol Syndrome (FAS) Day, which is observed internationally on 9 September every year to highlight the irreversible damage caused to unborn babies when their mothers consume alcohol during pregnancy. Government recognises challenges such as unemployment, which result in people using and abusing liquor.

### **Children and youth**

The Home Community-Based Care (HCBC) programme is the centrepiece of government's interventions to build a protective and caring environment for vulnerable children.

Most services to orphans and vulnerable children are rendered through the HCBC programme and include early identification of vulnerable children and their families, referrals, training of community caregivers and psychosocial support and material assistance.

This approach is geared towards keeping children within their families and communities. It is aimed at providing comprehensive care and support, which is complemented by proactive action at community level. This includes linking families with poverty alleviation projects and other services in the community, such as food security initiatives and ECD services.

### **Child Labour Programme of Action (CLPA)**

The CLPA is a national partnership initiated by government, civil-society partners comprising

organised business, organised labour and non-governmental organisations. The lead department is the Department of Labour.

The CLPA is South Africa's roadmap towards the prevention, reduction and eventual elimination of child labour. The CLPA was first adopted in 2003 after extensive consultation within government, with a wide range of organisations outside government and with groups of teenage children involved in different forms of child labour. The programme sets out specific actions to be taken and assigned responsibility for these actions.

The third phase of the CLPA will cover the period April 2013 to March 2017.

### **Childline South Africa**

Childline offers a 24-hour toll-free crisis line (08000 55 555) to children and families across South Africa. It provides immediate assistance to children and families in crisis who need counselling and information. Childline is an NPO that works to protect children from all forms of violence and create a culture of respect for children's rights.

Programmes delivered through the provincial offices include:

- a crisis line
- child rights and education
- training and education of volunteers
- training of other professionals who work with child protection and children
- therapy for abused and traumatised children and their families
- court preparation of child witnesses
- networking and coordination
- lobbying and advocacy
- analysis of law and policy.

### **People with disabilities**

In March 2016, the DSD published the *White Paper on the Rights of Persons with Disabilities*, which was approved by the Cabinet in December 2015, for public information. The White Paper takes its cue from the Constitution of the Republic of South Africa and a number of international instruments, including the Convention on the Rights of Persons with Disabilities and its Optional Protocol, Vienna Declaration and Programme of Action, the Copenhagen Declaration and Programme of Action, and the sustainable development goals, which reaffirm the human rights of persons with disabilities.

The White Paper is a crucial step along the journey of improving the lives of persons with disabilities and moves us closer to a



fully inclusive society.

It is intended to accelerate transformation and redress with regard to full inclusion, integration and equality for persons with disabilities. South Africa had to collectively contribute to the empowerment of people with disabilities through accessible disability information services, inclusive ECD opportunities and accessible rehabilitation services.

This would enable persons with disabilities to take up the opportunities created in much larger numbers, improving performance in achieving equity targets.

Persons with disabilities represent the voice of the sector in institutions such as the South African Human Rights Commission, the Commission on Gender Equality, the Board of the South African Broadcasting Corporation, National Youth Development Agency and many transformation and developmental entities.

The South African experience has also helped to shape the UN Convention on the Rights of Persons with Disabilities and the Continental Plan for the African Decade of Persons with Disabilities. South Africa has been celebrating the International Day for Persons with Disabilities annually since 1997.

### **Blind SA**

Blind SA is an organisation for the blind, and is governed by the blind. Situated in Johannesburg, it is aligned with other member organisations throughout South Africa.

Blind SA's main focus is to improve the quality of life of all South Africa's visually impaired people by empowering them through education.

Its objectives are to protect and promote the interests of people with visual impairment and enable all visually impaired people to achieve their optimal potential through independence; and by providing development care for and protecting the rights of those who, owing to circumstances beyond their control, are unable to do so themselves.

Orientation, mobility and skills development to blind and newly blinded people is an important aspect of the work undertaken by Blind SA.

The organisation provides, among other things, study bursaries for visually impaired students for further education, Braille publications in all of South Africa's official languages, Braille training that entails writing and reading, and orientation and mobility training.

### **South African Braille Authority (SABA)**

SABA's purpose is to set and maintain standards for Braille in all 11 official languages of South

Africa.

These standards relate to the development and maintenance of Braille codes; production of quality Braille; the teaching of, access to and promotion of Braille; Braille examinations; and many other Braille-related matters.

Members of SABA include schools for the blind (approximately half the members), consumer organisations of the blind, student disability units, Braille producers and the South African Library for the Blind.

Through SABA, South Africa is a member country of the International Council on English Braille (ICEB).

ICEB membership enables South Africa to stay abreast of and participate in international Braille-related matters.

### **South African National Council for the Blind (SANCB)**

The SANCB is the coordinating body for over 100 member organisations that span the full spectrum of services offered for and to blind and partially sighted people throughout the country.

The SANCB comprises four core business areas, namely Social Development, the Bureau for the Prevention of Blindness, Education and lastly fund-raising and public relations.

To combat as much as 80% of avoidable blindness, the council regularly undertakes tours with its mobile eye care clinics to rural areas for eye screening, referrals and to perform cataract removal operations.

The SANCB provides entrepreneurial training, adult basic education and training, and facilitates skills training such as computer literacy and call centre programmes through its Optima College.

### **Support for the deaf**

South Africa's national organisation for the deaf is the Deaf Federation of South Africa (DeafSA).

DeafSA has nine provincial chapters throughout South Africa.

Two other national organisations for the deaf are Deafblind South Africa and SHHH South Africa, the South African organisation for the hard of hearing.

An estimated 500 000 to 600 000 South Africans use South African Sign Language. As sign language has grown in South Africa – particularly baby sign language – an NPO, Sign Language Education and Development, has been formed to promote sign language.

Signing with hearing babies and children is being promoted through the Signational Kids website.

South Africa has a long-established deaf edu-

cation system.

Statistics indicate that there are more than 40 schools for the deaf in South Africa. They include:

- De la Bat School (run by the Institute for the Deaf)
- Fulton School for the Deaf
- Kutlwanong School for the Deaf (Rustenburg)
- Kwa Thintwa School for Hearing Impaired
- St Vincent's School for the Deaf (Johannesburg)
- Vuleka School for the Blind and Deaf

The Institute for the Deaf in Worcester operates Deaf College South Africa, which trains deaf people for jobs.

In addition, the Bible College for the Deaf in Gauteng trains people to work in deaf ministry.

The University of the Witwatersrand in Johannesburg has a Centre for Deaf Studies.

The centre offers programmes in deaf education and focuses on teaching, research and community service.

Among other services, the National Institute for the Deaf provides services for multiple disabled deaf, runs two deaf churches and provides audiological and mental health services.

A Deaf Child Centre at the Department of Paediatrics and Child Health at the University of Cape Town, provides pre-school education and community services. This centre also focuses on deafness research.

The Carel du Toit Centre, based in Cape Town, provides early childhood auditory-oral education.

In addition, the centre engages in community outreaches, helping families with hearing-related needs and more practical needs such as food.

A similar centre is the Eduplex in Pretoria. It provides auditory-oral pre-school and primary school educational services, teaching hearing and deaf children together and provides training to prospective teachers, audiologists and therapists.

## Older people

The DSD promotes a holistic approach to active ageing and well-being among the country's senior citizens. A number of initiatives have been rolled out by the departments of social development, health, tourism, sport and recreation South Africa and other stakeholders to promote general health among older persons, especially through sports to promote general well-being.

In October 2014, the Minister of Social Development opened the National Older Persons Golden Games at the Mbombela Stadium in

Mpumalanga.

The games, hosted in partnership with Sports and Recreation South Africa, saw older persons participating in sport and recreation activities such as the duck walk, dress-up race, football, athletics and others.

Since 2008, the Government implemented a national active ageing programme in line with the Madrid International Plan of Action on Ageing of 2002.

The Madrid Plan of Action offers a bold new agenda for handling the issue of ageing in the 21st century. It focuses on three priority areas: older persons and development, advancing health and well-being into old age and ensuring enabling and supportive environments.

The Older Persons Act of 2006 aims to enhance the quality of life and improve the health of older persons by engaging them in programmes that promote social, physical, mental and emotional well-being to prevent or delay the onset of ageing challenges and keep old age related illness at bay. [SAnews.gov.za]

The old-age grant means test would be phased out by 2016, accompanied by offsetting revisions to the secondary and tertiary rebates.

All citizens over a designated age will be eligible for the grant, which will simplify its administration and address the disincentive to save that arises from the present means test.

The Older Persons' Parliament takes place annually in October. It gives elders the opportunity to engage with the executive on critical issues affecting their lives.

## Training and skills development Recruitment and Retention Strategy for Social Workers

The Unemployed Social Workers Database informs the department about the number of unemployed social workers who have studied outside the DSD scholarship programme.

This is in response to the issue raised by communities and the media that there are qualified social workers who are unemployed.

Government mandated the development of strategies to facilitate the recruitment and retention of such scarce skills. The DSD has been the main driver in the implementation of this social policy. In addition, the NDP indicates that 60 000 social workers will be needed by 2030 to serve the population.

## Professionalising community development

The Council for Social Service Professions was established in terms of the Social Service

Professions Act of 1978.

The key functions are:

- protecting and promoting the interests of the professions, in respect of which professional boards have been or are to be established and to deal with any matter relating to such interests
- advising the Minister on matters affecting the professions in respect of which professional boards have been established
- controlling and exercising authority regarding all financial matters relating to the council and the professional boards
- assisting in the promotion of social services.

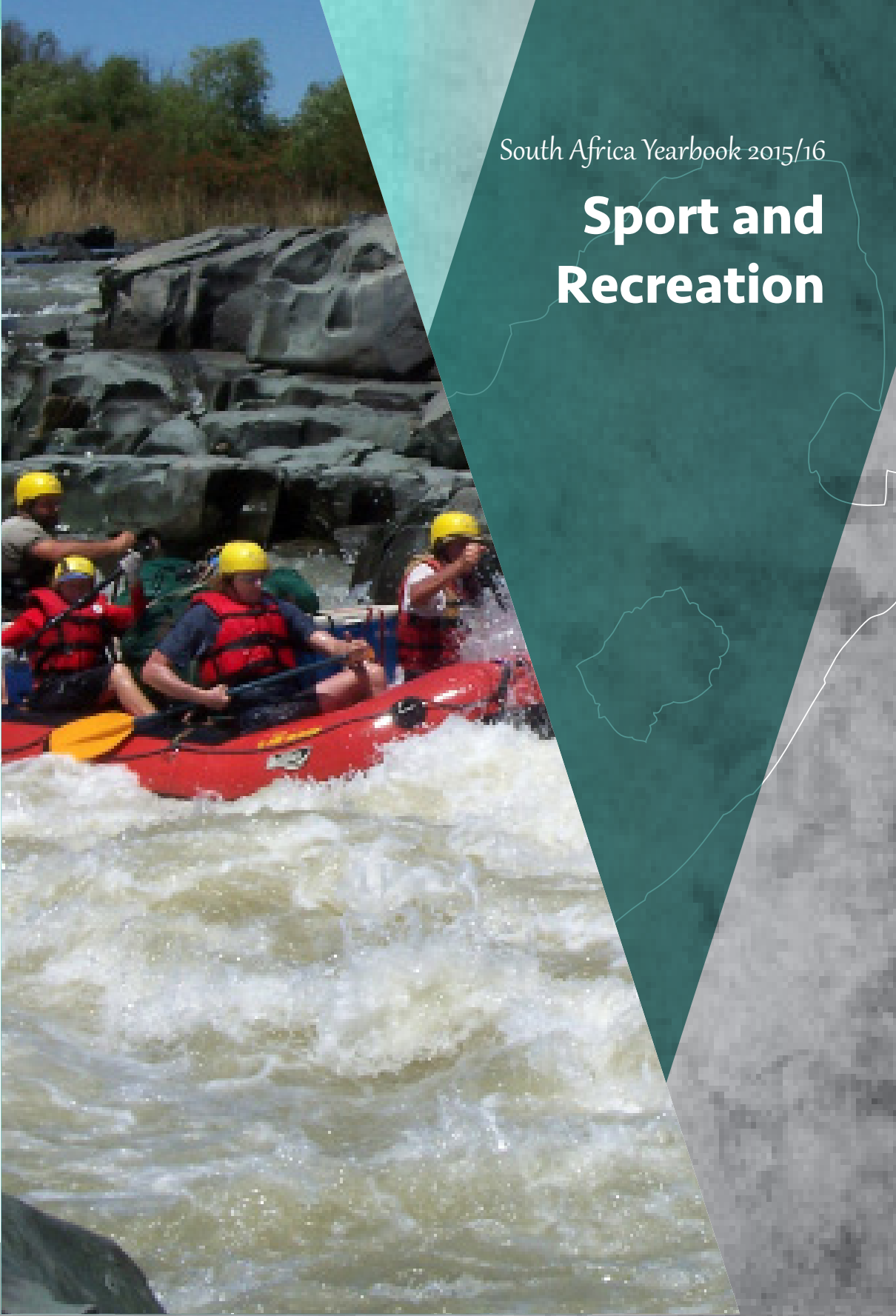
### **Social work scholarships**

As part of its efforts to develop skills and empower the youth, the DSD invited Grade 12 learners to apply for scholarships.

While recruiting, preference is given to deserving learners in rural areas, including those from child-headed households, those living in places of safety, dependants of war veterans and learners in no-fee schools.

*South Africa Yearbook 2015/16*

# **Sport and Recreation**



The aim of the Department of Sport and Recreation South Africa (SRSA) is to oversee the development and management of sport and recreation in South Africa.

The department was established in terms of the National Sport and Recreation Act, 1998 (Act 110 of 1998) which provides the framework for relationships between the department and its external clients. This includes the SRSA's partnership with the South African Sports Confederation and Olympic Committee (SASCOC), which is key to improving South Africa's international ranking in selected sports.

The Act also ensures that sport and physical education contribute to social cohesion by legislating on sports infrastructure and participation.

The department is also guided by the policy documents from the United Nations (UN) which are relevant to the sport and recreation sector. The post-2015 Development Goals were adopted by the UN General Assembly on 25 September 2015 and they succeeded the Millennium Development Goals.

The SRSA took note of the revised International Charter of Physical Education and Sport by the UN Educational, Scientific and Cultural Organisation (UNESCO) that was adopted at its General Conference on 11 November 2015.

## Sport and Recreation South Africa

Aligned with the SRSA's vision of an active and winning nation, the department primarily focuses on providing opportunities for all South Africans to participate in sport; manages the regulatory framework; and provides funding for different sporting codes.

The right to participate in sport has been embodied in UN instruments such as the Convention on the Rights of the Child and the Convention on the Elimination of All Forms of Discrimination Against Women. It is recognised as a right which all governments should make available to people.

The SRSA aims to maximise access, development and excellence at all levels of participation in sport and recreation to improve the quality of life for all South Africans.

## Budget and funding

The total allocation for the department was R988,5 million, having gone up by R18,1 million from the previous year's allocation of R970,4 million. This constituted budget growth of 1.87%.

The allocation of the budget was:

- R628,6 million to support the provision of mass participation opportunities in sport and recreation under the banner of the Active Nation programme
- R133,2 million to develop and maintain an integrated support system to enhance the delivery of sport and recreation
- R124,8 million for provision of strategic leadership, management and a support service to the department and the sector
- R92,2 million to support the development of elite athletes
- R9,7 million towards the regulation and management of the provision of sport and recreation facilities.

## Entities

The department administers and controls two public entities:

- Boxing South Africa (BSA), which was established in terms of the South African Boxing Act, 2001 (Act 11 of 2001).
- The South African Institute for Drug-Free Sport (SAIDS), which was established in terms of the SAIDS Act 1997 (Act 14 of 1997) as amended.

## Boxing South Africa

BSA's intention is to ensure effective and efficient administration of professional boxing in South Africa; to create synergy between professional and amateur boxing; and to promote interaction between associations of boxers, managers, promoters, trainers, officials and BSA.

It also considers applications for licences from all stakeholders in professional boxing. By the end of the 2015, BSA had granted 901 licences. The organisation had 110 newcomers from all the provinces with 13 of them being female.

BSA sanctions fights; implements the relevant regulations; and trains boxers, promoters, ring officials, managers and trainers.

During 2015, BSA established the Disciplinary Committee, Arbitration Committee and the Appeals Committee. The sporting body also established fully functional ratings and sanctioning committees.

BSA planned to host international tournaments in 2015/16 to improve the visibility of the sport domestically and internationally; and also increase its popularity among all relevant stakeholders including athletes, supporters and sponsors. By the end of 2015, BSA had staged 71 tournaments.

In May 2016, Sports Minister Fikile Mbalula announced Tsholofelo Lejaka as the new chief



executive of BSA and detailed SRSA's plan to restore boxing to its former glory.

Over 1.3 million households across the country enjoyed live boxing matches following the return of the sport to the small screen in 2015. The SRSA invested approximately R11 million to roll out the Boxing is Back initiative which was launched in seven of the nine provinces.

Some other key successes in the boxing fraternity included the opportunity for revenue generation for BSA and opportunities for upcoming promoters, boxers and dedicated slots for women boxers.

### South African Institute for Drug-Free Sport

The SAIDS, as the national anti-doping organisation, is mandated to promote participation in sport without the use of prohibited performance-enhancing substances and methods.

All South African sports organisations and national federations are obliged to recognise SAIDS' authority and to comply with its directives following South Africa's endorsement of the World Anti-Doping Code and the UNESCO convention on anti doping.

The organisation's key focus areas are:

- **Doping control:** The SAIDS is responsible for the development of anti-doping policies. The institute conducts a comprehensive, independent and effective national doping-control programme on South African athletes competing at regional, national and international levels. The SAIDS also conducts in- and out-of-competition doping control tests on international athletes on behalf of international sports federations and other international anti-doping organisations.
- **Education:** The SAIDS provides anti-doping education, information and awareness for athletes; coaches; parents; sports organisations; members of the medical, pharmaceutical and sports-science professions; tertiary-education institutions; and the public.
- **Research:** The SAIDS conducts sociological research about the knowledge, attitude and use of performance-enhancing drugs among South African sportspeople, for the purpose of planning and implementing effective doping-control and education programmes.
- **International collaboration:** South Africa is an active participant in the global effort to combat drugs in sport. The SAIDS collaborates closely with counterparts worldwide to improve the of standards and practices in doping control. South Africa is a member of both the Interna-

tional Anti-Doping Arrangement and the Association of National Anti-Doping Organisations. Special assistance and support was given to the South African Doping Control Laboratory in Bloemfontein, Free State, in order for it to meet the obligations of the new anti-doping code. The budget allocated to SAIDS by SRSA was R19.8 million.

### Transformation in sport

In line with the National Sport and Recreation Plan (NSRP), a pilot transformation audit was conducted on the top five National Federations: rugby; cricket; soccer; netball and athletics.

In August 2015, the Recognition of Women in Sport programme, which aimed to honour the role of women in sport, was celebrated alongside government's Women's Month Programme.

The objective was to encourage women's participation and to highlight the role they play in sport.

Women's achievements in sport were also celebrated during the 2015 South African Sport Awards ceremony held in Mangaung, Free State, in November 2015.

The Ministerial Recognition of Excellence Awards went to Zanele Situ, Faith Sibeko, Zola (Budd) Pieterse, Hestrie (Cloete) Els and Geraldine Pillay.

### Role players

#### South African Sports Confederation and Olympic Committee

The SRSA and SASCOC cooperate closely on issues of mutual importance, and the SRSA provides funding to SASCOC for initiatives such as the preparation of elite athletes for international events.

The committee is the national controlling body for the promotion and development of high-performance sport in South Africa and consults with relevant sports bodies in this regard.

SASCOC represents South Africa for all multi-coded sport participating in international games, such as the Olympic Games; Paralympic Games; Commonwealth Games; and All-Africa Games.

Working with SASCOC, the Free State Provincial Government and through contributions from all provincial sport and recreation departments, SRSA set aside an amount of R26 million per year, over the Medium Term Expenditure Framework period, to strengthen the National Training Centre (NTC) based in the Free State Sport Science Institute.

The NTC is an Olympic preparatory institution for Team South Africa and forms part of the National Academy System for elite and high-performance sports.

The centre prepares national teams and athletes with scientific, medical and sport-specific support.

### **African Union Sports Council Region Five (AUSC)**

The AUSC Region Five is one of the five regions entrusted with the responsibility to develop sport under the African Union. This follows the dissolution of the Supreme Council for Sport in Africa (SCSA), under which tRegion 5 was known as SCSA Zone VI.

### **World Anti-Doping Agency (WADA)**

The World Anti-Doping Agency aims to bring consistency to anti-doping policies and regulations within sport organisations and governments across the world.

The WADA's NO! to Doping campaign, which has been running since 2010, has become the leading awareness campaign for most sporting codes around the globe.

### **National sport federations**

The various sporting codes in South Africa are governed by their own federations and associations. These include:

- Aero Club of South Africa
- AFL South Africa
- Amateur Fencing Association of Southern Africa
- Anglers and Casting Federation of Southern Africa
- Archery South Africa
- Athletics South Africa
- Badminton South Africa
- Baseball Union of Southern Africa
- Basketball South Africa
- Bowls South Africa
- Boxing South Africa
- Bridge Federation of Southern Africa
- Canoeing South Africa
- Chess South Africa
- Clay Target Shooting Association of South Africa
- Confederation of Cue Sport South Africa
- Cricket South Africa
- Cycling South Africa
- Dance Sport Federation of Sport South Africa
- Darts South Africa
- Deaf Sports Federation of Southern Africa
- Federation Bocce

- Fitness Sport Aerobics Federation of Southern Africa
- Handball Federation of Southern Africa
- Judo South Africa
- Jukskei South Africa
- Karate South Africa
- Korfball Federation of South Africa
- Lifesaving South Africa
- Majorette and Cheerleading Association South Africa
- Martial Arts and Games Committee of South Africa
- Masters Sports Association of Southern Africa
- Mind Sports South Africa
- Modern Pentathlon Association of South Africa
- Motorsport South Africa
- National Amateur Bodybuilding Association of South Africa
- National Horseracing Authority
- National Pigeon Organisation of Southern Africa
- National Boxing Organisation of Southern Africa
- Netball South Africa
- Orienteering Federation of Southern Africa
- Parachute Association of South Africa
- Physically Disabled Association
- Powerlifting Federation of South Africa
- Powerboat South Africa
- Ringball South Africa
- Roller Sport South Africa
- Rowing South Africa
- SASCOC
- Scrabble South Africa
- Sheep Shearing Federation of Southern Africa
- Shooting Sport Federation of South Africa
- Snooker and Billiards South Africa
- Snow Sports South Africa
- Squash South Africa

Wayde van Niekerk, 24, is a track and field sprinter who competes in the 200 and 400 metre races.

He is the 2016 world record holder and Olympic champion in the 400m after breaking Michael Johnson's 1999 record.

Van Niekerk is the first person, in history, to run faster than 10 seconds for 100m, 20 seconds for 200m and 44 seconds for 400m.

He was a silver medallist in the 400m at the 2014 Commonwealth Games and took bronze in the 4x400m relay at the 2013 Summer Universiade in Russia.

Wayde was initially keen on pursuing the high jump but he switched focus to sprinting after qualifying for the 200m at the 2010 World Junior Championships in Moncton, Canada. He always ran 100m and 200m until 2012 when he joined Ans Botha, the great-grandmother coach, who convinced him to run the 400m.

He was born prematurely at 29 weeks, weighed 1.9kg and doctors said he would not survive.

- Soaring Society of South Africa
- Softball South Africa
- South African Amateur Fencing Association
- South African Bodyboarding Association
- South African Deep Sea Angling Association
- South African Figure Skating Association
- South African Fly Fishing Association
- South African Football Association
- South African Gold Panning Association
- South African Golf Association
- South African Gymnastics Federation
- South African Hang Gliding and Paragliding Association
- South African Hockey
- South African Ice Hockey Association
- South African National Archery Association
- South African National Equestrian Federation
- South African Polo Association
- South African Practical Shooting Association
- South African Rugby Union
- South African Sailing
- South African Shore Angling Association
- South African Sports Association for the Intellectually Impaired
- South African Tennis Association
- South African Underwater Sports Federation
- Surfing South Africa
- Swimming South Africa
- Table Tennis Board of Southern Africa
- Taekwondo Federation of South Africa
- Tenniquoits Board of South Africa
- Tenpin Bowling Association of South Africa
- Transplant Sports Association of South Africa
- Triathlon South Africa
- Tug of War Federation of South Africa
- University Sport South Africa
- Volleyball South Africa
- Water Ski Federation of Southern Africa
- Weightlifting Federation of Southern Africa
- Wrestling South Africa
- Wushu Federation of Southern Africa.

## Programmes and projects

### National Sport and Recreation Plan (NSRP)

The NSRP is a 20-year sustainable implementation plan for the Sport and Recreation Policy Framework as captured in the White Paper on Sport and Recreation. The department has ensured that the NSRP is aligned with the National Development Plan.

The strategic focus of the NSRP is to reconstruct and revitalise the sport and recreation sector. It aims to encourage an active and winning nation whilst improving the quality of lives of all South Africans.

Of the 100 outputs set out on the NSRP, 59% had already been implemented by the SRSA by mid-2016.

While it is envisaged that the White Paper on Sport and Recreation will remain relevant until 2019, the NSRP is closely monitored annually to identify any obstacles that may affect implementation and the plan will be reviewed in 2020.

The five strategic focus points of the NSRP are: transformation; priority codes; ethical environments; geopolitical sports boundaries as well as amateur and professional sport.

### School Sport Programme

The Schools League Programme, which is the main project for the School Sport Programme, starts in February and runs until June every year.

Part of the league comprises schools competing in intra-school and inter-school league competitions prior to the National School Sport Championships which take place towards the end of each year.

Other key elements of the School Sport Programme include:

- the capacity development programme, which involves the training of educators and sport volunteers in sport-specific programmes
- providing sport equipment and sport attire support to disadvantaged schools
- providing cluster coordinators to aid the delivery and support of sport
- identifying of sport-focused schools in which athletes can be placed to further their sport development
- the support to school sport structures at local, district, provincial and national levels.

There are more than 25 000 schools in South Africa and around 19 000 are registered to participate in the league system.

The 2015 National School Sport Championships were held in Pretoria in December.

A sum of R110 million was spent in the School Sport Subprogramme which provides for the roll-out of school sport in provinces and funds the National School Sport Championships.

A sum of R78,9 million was allocated for the championships, which will be hosted once a year in 2015/16 and 2016/17, and twice in 2017/18.

The number of participants is expected to increase from 12 000 to 16 000 as there has been an increase in the number of sports codes included in each championship.

Some 726 schools were allocated sport equipment and attire as part of SRSA's intervention to capacitate a specific number of schools annually.

### National Sports Volunteer Corps (NSVC)

Talented players, athletes, coaches and administrators across different sporting codes have contributed immensely towards South Africa being recognised as one of the best sporting countries worldwide.

The purpose of the NSVC is to provide a platform through which sport greats and interested South African citizens can use their experience, expertise and passion for sport to contribute towards the development of future sport stars.

A school sports bursary, which offers R100 000 towards covering the cost of education and support required by pupils, opened many opportunities for sports veterans and attracted retired sports people who had registered with the department to offer their help as coaches, officials and sports administrators.

### Major events

#### Netball World Cup

The Spar Protea Netball team came fifth overall at the 14th Netball World Cup held in Sydney, Australia, in August 2015.

#### 11th African Games

Team South Africa finished third and scooped 122 medals at the 11th African Games in Brazzaville, Congo, in September 2015.

#### 2015 Commonwealth Youth Games

The South African swimming team brought home a total of 35 medals from the 2015 Commonwealth Youth Games held in Samoa in September. They won 12 gold, 16 silver and 16 bronze medals.

On 10 September, Zane Waddell was the star of the competition after bagging his fourth gold medal in the 50 m freestyle.

Waddell was also part of the gold-winning 4 x 100 m medley relay team, alongside Neil Fair, Brendan Levy and James Isemonger.

Isemonger and Fair raced in the 200 m breaststroke and 200 m individual medley respectively, and won a bronze medal each.

In the ladies' 50 m freestyle race, Erin Gallagher won silver after finishing her race in 25.80 seconds.

The ladies' 4 x 100 m medley relay team of Gallagher, Jamie Reynolds, Nathania van Niekerk and Kaylene Corbett grabbed the bronze medal.

Corbett also raced in the 200 m breaststroke where she won her second bronze of the night.

### 10th Annual Indigenous Games Festival (IG 2015)

The 10th annual Indigenous Games Festival, hosted by the SRSA, was held to celebrate Heritage Month from 20 to 24 September 2015 in Polokwane, Limpopo.

The festival was hosted in partnership with the City of Polokwane and Limpopo Department of Sport, Arts and Culture, as well as the Department of Cooperative Governance and Traditional Affairs.

Similar to other sport and recreation codes, indigenous games impact positively on socio-economic issues such as African identity; cultural diversity; education and training; accessibility of resources; international relations; and economic growth.

The games played included Ncuva, Jukskei, Dibeke, Diketo, lintonga, Morabaraba, Kho-kho, Drie Stokkies and Kgati.

The indigenous games serve as a vehicle to afford all South Africans an opportunity to be athletes, regardless of race, age or cultural background. The event also showcased unity through sport as well as community participation.

#### International Rugby Board World Cup

The Springboks came third at the International Rugby Board World Cup held in London in October 2015 and walked away with bronze medals.

#### FINA/Airweave Swimming World Cup

During the Fina World Cup, which took place from August to November 2015 in cities including Moscow and Toyko, Cameron van der Burgh and Chad le Clos came out tops with 369 and 180 points respectively.

### Transnet Rural and Farm Schools National Tournament

Established in QwaQwa in 2002, the Transnet Rural and Farm Schools Development Programme is one of the flagship projects within the Transnet Foundation's sports portfolio.

The Rural and Farm Schools Sport Development Programme focuses its efforts on sports development and the SAFA Transnet Football School of Excellence. The programme targets communities around Transnet's key expansion areas.

Two multi-purpose sport courts were completed in Bankhara Bodulong in the Northern Cape in 2015. Sports apparel and equipment was donated to over 194 schools across the country.

The annual National Tournament for rural and farm schools was held in October 2015, with over 1 551 beneficiaries showcasing their sporting talent to national talent-scouts.

During 2015, more than 22 000 learners from across the country put their talent and training to the test by competing in inter-house competitions but only 2 000 of these athletes were selected to compete in the final Transnet Rural and Farm Schools National Tournament.

### South African Sports Awards

Track and field sprinter Wayde van Niekerk was named both the 2015 Sport Star and Sportsman of the Year at the 10th Annual South African Sports Awards held in Mangaung, Free State, in November 2015.

Ashleigh Moolman Pasio was the Sportswoman of the Year for the second year in a row.

The Sportswoman with Disability and Sportsman with Disability awards went to Ilse Hayes and Lucas Sithole respectively. Basketball received the National Federation of the Year title.

The rest of the results included:

- Sport Administrator of the Year – Virginia Mabaso
- School Team of the Year – St Johns College – Junior Men's Pair
- Developing School Team of the Year – Montshiwa Primary School
- Indigenous Games Team of the Year – KwaZulu-Natal Dibeke Team
- Recreational Body of the Year – Indigo Skate Camp
- Photographer of the Year – Veli Nhlapo
- Sport Journalist of the Year – Bareng-Batho Kortjaas
- Newcomer of the Year – Kagiso Rabada
- Team of the Year – Springbok Sevens
- Coach of the Year – Graham Hill
- Volunteer of the Year – Nkosinathi Ngubane.

### National Aquatic Championships

Durban's Kings Park Aquatics Centre hosted the SA National Aquatic Championships in April 2016.

The event concluded with a total of 13 Olympic and 17 Paralympic qualifying times.

Alani Ferreira competed in the 200 m individual medley and clocked a new Paralympic African Record with a time of 2:50.43.

Chad le Clos earned his third Olympic qualification time and the gold medal in the 100 m race.

In the non-Olympic 50 m breaststroke final, Cameron van der Burgh won after clocking 27.17 seconds.

In the ladies races, Nathania van Niekerk won a gold medal in the 200 m backstroke. Tayla Lovemore won the 50 m freestyle with a time of 25.97 seconds.

Carissa van Rooyen raced in the 50 m backstroke competition and clocked 30.41 seconds.

In the long distance 800 m freestyle, Michelle Weber walked away with the gold medal.

In the multi-disability category, Aaron Putz claimed the 50 m breaststroke title in 35.33 seconds.

In the S1-S13 events, Hendrik van der Merwe was victorious in 46.85 seconds.

The staging of this event was made possible through the support provided by Swimming SA partners, SRSA, SASCOC, the National Lotteries Commission, Rand Water and the South African Broadcasting Corporation (SABC).

### 20th Confederation African Athletics Championships

The 20th African Championships in Athletics were held in Durban, South Africa, from 22 to 26 June 2016. It was the second time that Durban and South Africa hosted this competition.

South Africa ranked first with 33 medals: 16 gold, nine silver and eight bronze.

Caster Semenya won three gold medals for each of her races: 800m, 1500m and 400m relays.

### Olympic Games Rio 2016

Team South Africa exceeded their Olympic medal record at the August 2016 Olympics held in Rio, Brazil. The athletes won 10 medals: two gold, six silver and two bronze.

Wayde Van Niekerk and Caster Semenya were the gold winners. Chad le Clos brought home two silvers; Luvo Manyonga, Sunette Viljoen, Cameron van der Burgh and the rowing team of Shaun Keeling and Lawrence Brittain each won silver medals for their respective disciplines.

Henri Schoeman and Dylan Sage rounded off the South African medal count with their bronze medals.

### Athletics

Henricho Bruintjies set a new national mark in the men's 100m at the Resisprint International meeting held in Switzerland in July 2015. He sprinted 0.01 seconds faster than the previous South African record of 9.98 held by Simon Magakwe.



Athletics South Africa (ASA) successfully hosted the South African Marathon Championships in Mossel Bay in September 2015.

In March 2016, at the fourth Confederation African Athletics Cross Country Championships, South Africa bagged two bronze medals.

In April 2016, Lupho April took the HAJ Hannover Marathon in Germany for the third time. The South African became the first male runner in the history of the event to achieve three victories.

At the International Association of Athletics Federations (IAAF) World Under-20 Championships held in Poland in July 2016, Team South Africa won three silver medals.

At the end of July, before the 2016 Rio Olympic Games, Stephen Mokoka and Irvette van Zyl secured the national men's and women's titles respectively, at the ASA Half-Marathon Championships held in Port Elizabeth.

### **Biking, mountain biking, cycling**

Cycling South Africa (CSA) hosted the African Road Championships in Mbombela from 3 to 8 February 2015. A total of 26 African nations entered for the championships and elite road cyclists used this opportunity to earn crucial Olympic qualifying points.

The African Road Championships also cemented the region's positioning as a key global cycling hub, with Pietermaritzburg being established as Africa's Bike City.

CSA earned the respect of the continental and international governing bodies by hosting nine major road, BMX, track and MTB events since the Worlds View Challenge races in 2008.

The town of Wartburg, in KwaZulu-Natal, hosted the Confederation of African Cycling Road Cycling Championships from 9 to 14 February 2015. This was the first time that South Africa had ever hosted the continental road cycling showcase event.

In February 2016 the SA National Championships were also held in Wartburg. The SA Track and Para-cycling Championships took place Port Elizabeth in March 2016.

The SA MTB Marathon Championships (Elite, Junior and Youth) were held in Clarens in April 2016. In May, the SA MTB Masters Marathon Championships were hosted by Pietermaritzburg as were the DHI Championships in July 2016.

Major events that were staged in and around Pietermaritzburg, as part of the broader Africa Bike City project, include the Pietermaritzburg MTB Festival, KwaZulu-Natal Development Series, Spur Schools Series and the SA MTB

Masters Marathon Championships which took place in May 2016 .

### **Boxing**

The SRSA planned for boxing to be turned into a leading sporting code in South Africa by 2017.

Vision 2017 was a strategy to resuscitate and promote boxing countrywide. The plan would improve the administration and safeguard the health and general well-being of professional boxers. Authorities also pledged to promote, market and sanction quality boxing events and tournaments.

Revenues would be generated from government grants, bequests, site fees, ticket sales, registration fees, tournament licensing fees, penalties, incomes from invested surplus, sponsorship and fund-raising, broadcast and advertising income.

A sum of R10 million towards development of amateur boxing was set aside for 2015/16. As a result, South African National Amateur Boxing received a once-off allocation for being chosen as the Federation of the Year.

Xolani Ndongeni became the 78th South African to win a championship belt when he knocked Jasper Seroka out in the ninth round to win the IBO lightweight title in East London on 28 November 2015.

The list of boxers who have won some or other world title goes back to 1927 when Willie Smith defeated Teddy Baldock for the British version of the world bantamweight title.

### **Cricket**

The South African cricket team toured India from 29 September to 7 December 2015. The tour consisted of four Test matches, five One Day Internationals (ODI) and three Twenty20 International (T20I) matches.

This was the first time that a four-match Test series between the two nations had been played in India. It was also the first time that the Proteas, as the South African cricket team is known, played a T20I against India in India. South Africa won both the ODI and T20I series.

Starting with this series, all bilateral tours between India and South Africa will be called the Mahatma Gandhi-Nelson Mandela series in honour of the two veterans. The teams will be playing for the Freedom Trophy.

AB de Villiers was presented with five of the nine major awards at a Cricket South Africa ceremony in June 2015. The skipper was voted Cricketer of the Year for the second successive season. His other awards included ODI Cricketer

of the Year, Cricketers` Cricketer of the Year and Supporters` Cricketer of the Year.

Bizhub Highveld Lions all-rounder, Dwaine Pretorius, won the Most Valuable Player title for his performances in the 2015/16 season.

### Canoeing, rowing

Andy Birkett won the 2015 FNB Dusi Canoe Marathon. He set a new course record. Lance Kime finished as runner-up, while Sbonelo Khwela rounded off the podium in third place. Laura O'Donoghue won the women's race.

Canoeing scooped four of the 12 awards presented at the KwaZulu-Natal Sports Awards In November 2015.

Hank McGregor won Sportsman of the Year; Tim Cornish was the Best Administrator; Kyeta Purchase won Best Junior Sportswoman and Craig Mustard was named the Best Coach.

Canoeists Bridgitte Hartley and Tim Cornish were shortlisted as finalists for the 2015 Sports Awards.

Birkett claimed victory in the South African Canoe Marathon Championships in Pietermaritzburg, and achieved second place in the doubles together with his racing partner, Greg Louw.

The Natal Canoe Club star won a silver medal at the season-opening 2015 International Canoe Federation Canoe Marathon World Championships held in Hungary in September.

South Africa's rowing team walked away with a bronze medal at the 44th World Rowing Championships which were held in France from 30 August to September 2015.

### Golf

In June 2015 the South African Golf Heritage Trust announced that legendary Grand Slam champion Gary Player and LPGA Major winner Sally Little had assisted with the opening of the Mercedes-Benz Southern African Golf Hall of Fame and Heritage Centre at the V&A Waterfront in Cape Town.

Gary Player was named captain of South Africa's first Olympic golf team that competed at the 2016 Rio Olympic Games. This was the first Olympic golf competition in 112 years.

Player, a winner of more than 165 tournaments worldwide, was the only person to complete the career Grand Slam on both the regular and senior tours during his 18 Major Championships.

Gauteng North's Keegan de Lange made South African golfing history as the first South African junior to contest the Boys Amateur Championship final held in North West England in August 2015.

In the same month, Altin van der Merwe finished as a runner-up in the final round of the Global Junior Golf Tour's RB German Junior held at Heidelberg Golf Club.

Dylan Frittelli finished joint runner-up while Sunshine Tour rookie Zander Lombard earned a fourth place finish in the Australian PGA Championship in Queensland in December 2015.

Golf RSA national squad member Dylan Naidoo became the first amateur and youngest winner of a Sunshine Big Easy Tour event when he lifted the Big Easy Observatory title with a two stroke victory at Observatory Golf Club in May 2016.

Cole Stevens and Caitlyn Macnab grabbed top-five finishes in the 13-to-14 age group at the Ciputra Enjoy Jakarta World Junior Golf Championship, while compatriots Symone Henriques and Hilmi Mallick both finished just outside the top 10 in the 15-to-17 age group at Damai Indah Golf in Indonesia in May 2016.

### Hockey

In 2015, the South African men's national field hockey team was ranked 15th by the International Hockey Federation.

The women's national field hockey team was ranked 11th.

The South Africa teams finished in their best final positions since the inception of the Indoor Hockey World Cup (IHWC) at the Indoor Hockey World Cup 2015 in the Leipzig Arena, Germany.

The world number 18 Spar women's team beat Canada 4 – 2 after the score was 2 – 2 at half-time and they ended ninth in the IHWC women's event.

The South African men beat Canada 2 – 1 to end 11th.

### Ice hockey

The South Africa men's team is ranked 40th in the International Ice Hockey Federation (IIHF) World Ranking and competes in Division II B.

The South African women's national ice hockey team finished in 35th position at the IIHF's World Women's Championships in Istanbul, Turkey, in April 2016.

The ladies' team is the only national women's ice hockey team on the African continent.

### Motorsport

The motorsport fraternity suffered an immense loss after the untimely death of one of the industry's fastest racers, Gugu Zulu, in July 2016.

He died on Mandela Day while attempting to

summit Mount Kilimanjaro to raise funds for charity.

The Guinness Achievement and the Goodyear Star of Tomorrow awards are just some of the accolades that Zulu had under his belt.

In December 2015, a few months before the tragedy, Zulu was in attendance as Motorsport South Africa honoured its 2015 National Champions, National Protea Colour recipients and Special/Lifetime Award recipients.

The 2015 Official of the Year, the Steve Wicks Photographer of the Year, and the Environmental Award recipients were also honoured.

Two Lifetime Awards were presented to Brian Hoskins and Richard Schilling. Other winners in respective categories included:

- Special Awards – Alan James (AJ) Kernick, Jacques van Wyngaardt, Volkswagen South Africa.
- Official/Volunteer of the Year – Freda Stols
- Steve Wicks Photographer of the Year Award – Trevor Tyler
- Environmental Award – Megan Els

SuperGP championship leader Mathew Scholtz spent the winter break in America competing in the MotoAmerica Superstock 1000 Championship where he scored four consecutive podium finishes.

The selection process for the 2015 Young Driver Excellence Academy involved six qualifying events across the world. The winners of each selection event automatically qualified for a place at the Academy. South Africa's Jordan Pepper, 18, was the Sub-Saharan Africa winner.

## Netball

The South African national netball team, coached by Norma Plummer and captained by Maryka Holtzhausen, was rated fifth in the world by July 2015 according to the International Netball Federation World Rankings.

The team, also known as the Spar Proteas, qualified for the 14th World Cup which was held in August 2015 in Australia.

In June 2016, South Africa clinched the SPAR Challenge International Netball Series by beating Wales 64 – 50. The Baby Proteas also played Wales and won by 88 – 21.

## Rugby

Jean de Villiers was the South African rugby favourite in 2015. The skipper captained the Springboks at the Rugby World Cup in England in September. The team made it to the quarter finals.

South Africa's Jaco Peyper had the honour of refereeing the opening match at Rugby World Cup.

In February 2016 at the South African Rugby Awards, Lood de Jager was named Rugby Player of the Year for 2015 at the South African Rugby Union Awards held at Vodaworld, Midrand.

De Jager became the second youngest winner of the most prestigious award in South African rugby since Bryan Habana walked away with it in 2005 at the age of 22.

Damian de Allende, Eben Etzebeth, Schalk Burger and Jaco Kriel were also nominated. Kriel walked away with two accolades – the prestigious Players' Player of the Year Award, presented by MyPlayers; and the Currie Cup Premier Division Player of the Year Award.

The Xerox Golden Lions were named the Team of the Year, while Johan Ackermann walked away with the Coach of the Year award for the second consecutive season.

Jesse Kriel was named Young Player of the Year, while Warrick Gelant, one of the Junior Springboks' stars, walked away with the Under-20 Player of the Year accolade.

Werner Kok was named World Rugby's Sevens Player of the Year; Veroeshka Grain earned the Women's Achiever Award and Rasta Rasivhenge won the Marriott Referee Award.

## Running

Endurance running is a popular sport in South Africa and it is widely supported. It is highlighted by two annual ultra-marathons: the Comrades Marathon and the Two Oceans Marathon.

Both events are world-renowned and attract large numbers of participants from across the globe.

The Comrades Marathon covers almost 90 km and takes place between Durban and Pietermaritzburg in KwaZulu-Natal.

The Two Oceans Marathon, which takes place in the Western Cape, is divided into two races: The 56 km ultra-marathon and the 21.1 km half-marathon.

The 2015 Comrades Marathon men's race was won by South African Gift Kelehe, 14 years after his brother Andrew won the race in 2001. Six of the top 10 runners in the race were also South African.

History was made by Caroline Wöstmann who won both the Two Oceans and the Comrades Marathon in 2015 – making her the second woman to ever achieve this. The first woman was Frith van der Merwe in 1989.

In Beijing, in August 2015, South Africa's Wayde van Niekerk became the fourth fastest man in history to run the 400 m at the IAAF World Championships.

## Soccer

Bafana Bafana played friendly matches against Costa Rica and Honduras when they toured Central America in October 2015.

They beat Costa Rica 1 – 0 at the San Jose National Stadium and drew 1 – 1 in their game against Honduras at San Pedro Sula's Olympic Metropolitan Stadium.

In 2016, this South African national football team was ranked in the top 100 by the FIFA World Ranking system. The country's national women's football team, Banyana Banyana, was also in the top 100.

Banyana Banyana qualified for the 2016 Rio Olympics and made it to the final group stage.

The South African Under-23 men's soccer team also took part in the 2016 Rio Olympics.

Amaglug-glug, as the team is also known, took the third spot in the Africa Under-23 Cup of Nations tournament which took place in Senegal from 28 November to 12 December 2015.

This tournament was formerly known as the Confederation of African Football (CAF) Under-23 Championship until 6 August 2015 when the CAF Executive Committee decided to change the name to the Africa Under-23 Cup of Nations, similar to the senior players' Africa Cup of Nations.

## Surfing, surfski, sailing

South African Surfing Team captain Antony Smyth secured a silver medal in September 2015 when he took part in the inaugural International Surfing Association (ISA) World Adaptive Surfing Championship in California, USA.

The South African Junior Surfing Team also took to California in October 2015 to join 34 other teams from different parts of the World in the annual VISSLA ISA World Junior Surfing Championships. The team came in seventh.

South African bodyboarding history was made by Jared Houston when he won an APB World Bodyboarding Championship title in November 2015. He became the first South African to win the title since Andre Botha won it in 1998 and 1999.

In December 2015, Surfski paddlers from around the country took part in the Pete Marlin Surfski Race held in East London. The race doubled as the South African Surfski Championships and had thousands of competitors and spectators

Surfing was officially added to the Sports Programme for the Tokyo 2020 Olympic Games by the International Olympic Committee (IOC) on 3 August 2016 during the 129th IOC Session in Rio de Janeiro.

## Swimming

In August 2015, at the World Deaf Swimming Championships, which took place in Texas, the South African swimming team won eight medals: three gold, two silver and three bronze.

The junior South African swimming team finished in the top spot at the African Junior Swimming Championships in Egypt in October 2015. The team won 69 medals: 24 gold, 29 silver and 16 bronze.

In May 2016, the first local swimming-specific TV show – The Swimming Show – was launched on SABC 2. The programme highlights all that Swimming South Africa has to offer including: Open Water Swim ming, Diving, Water Polo and Synchronised Swimming.

On 29 June 2016, the AUSC held their inaugural Regional Awards in Johannesburg, South Africa. The purpose of these awards was to recognise athletes, coaches and sports confederations from Southern Africa.

Swimming South Africa's National Head Coach, Graham Hill, received the Coach of the Year honour at the ceremony.

## Tennis

In September 2015, South Africa's leading tennis player, Kevin Anderson, made history when he kicked Andy Murray out of the Grand Slam in the fourth round. It was the first time, since the 2010 US Open, that Murray had lost before the quarter-finals of a Grand Slam.

This was also the first time that Anderson had ever advanced to the quarter-finals in a major.

By November 2015, Anderson was ranked 12th, as opposed to 16th in the previous year, in the Association of Tennis Professionals (ATP) World Tour rankings. He was also nominated for the ATP World Tour's Fans' Favourite Award alongside other tennis legends such as Roger Federer and Rafael Nadal.

Also in November 2015, Wheelchair Tennis South Africa (WTSA) scored first place at the Jack Cheetham and Letsema Awards in partnership with SASOC.

Top-ranked WTSA players: Kgothatso Montjane, Evans Maripa and quad ace Lucas Sithole jetted off to Australia in January 2016.

They were off to compete in the following major season opening international tennis

tournaments: Queensland Open, Sydney Open, Melbourne Open and Australian Open Grand Slam.

Montjane and Sithole secured spots in the Melbourne Open Finals.

January 2016 also saw South African top junior, player Alwande Skhosana, who was ranked third in junior boys wheelchair tennis worldwide, taking part in the 2016 Cruyff Foundation Wheelchair Tennis Junior Masters in France.

South African wheelchair tennis quad player Bongani Dlamini clinched the EZMED Arizona Open singles title in Tucson in March 2016.

### Chess

In July 2015, South African chess International Master and FIDE Trainer, Watu Kobese, launched his isiXhosa chess book, titled Masidale Uthimba, which aims help grow and popularise the game.

In December 2015, the City of Cape Town hosted both the South African Closed Chess Championships. The winners of the tournament were Daniel Cawdrey, Denise Frick and Kulusande Mafanya.

The African Youth Chess Championship, which earns the categorical winner personal rights to the World Youth Chess Championship, took place in Zambia in December 2015.

Represented by 21 players, team South Africa finished with 13 medals. Talia Govender (Under-8 girls' team) and Naseem Essa (Under-12 boys' team) both won gold medals at the tournament.

### Speed skating

In September 2015, South African ice skaters Kathryn Winstanley, Michaela du Toit, Matthew Samuel and Ancio van Tonder took part in the International Skating Union (ISU) Junior Grand Prix Series.

Two South African skaters participated in the 2015 Speed Skating World Championships in Kaohsiung, Chinese Taipei, in November. Thabo Nylato and Emmanuel Ngobeni competed in the junior men category.

In April 2016, South Africa's junior contestants for the ISU World Development Trophy tournament, held in Poland, were Donatella Glatter, Sinali Sango and Jaydean Brits.

Glatter came 23rd, Sango seventh and Brits got 17th place.

In May 2016 Sango stepped up his game and came back with a bronze from the Eighth Rooster Cup held in Paris, France.

### Major sporting activities

Major sporting codes in South Africa include, among others: Athletics; Biking; Mountain Biking; Cycling; Boxing; Cricket; Canoeing; Rowing; Golf; Hockey; Ice Hockey; Motorsport; Flying; Netball; Rugby; Running (including South Africa's two world-renowned ultra-marathons – the Comrades Marathon in KwaZulu-Natal and the Two Oceans Marathon in the Western Cape); Soccer; Surfing; Sailing; Swimming; Tennis, and Chess.



South Africa Yearbook 2015/16

# Tourism



Tourism remains a key driver of South Africa's national economy and contributes to job creation. The tourism industry is a major contributor to the South African economy and employment of citizens. The sector contributes about 9% to the country's gross domestic product.

A total of 8 903 773 foreign tourists visited South Africa in 2015. Over 1,6 million local and international tourists visited the Kruger National Park in 2015, one of the favourite destinations. During the same year, government introduced far-reaching immigration regulations to combat child trafficking and improve security at South Africa's points of entry.

According to research conducted by the National Convention Bureau, 40% of all convention delegates attending meetings in South Africa return in the next five years as tourists, thus boosting tourism growth and job creation.

The National Department of Tourism's (NDT) strategic goals over the medium term are to:

- maximise domestic tourism and foreign tourist arrivals in South Africa
- expand domestic and foreign investment in the South African tourism industry
- expand tourist infrastructure
- improve the range and quality of tourist services
- improve the tourist experience and value for money
- improve research and knowledge management
- contribute to growth and development
- expand the tourism share of gross domestic product (GDP)
- improve competitiveness and sustainability in the tourism sector
- strengthen collaboration with tourist organisations.

The inflow of tourists to South Africa is the result of the success of policies aimed at entrenching South Africa's status as a major international tourism and business events destination.

## Legislation and policies

The NDT operates under the following legislation and policies:

The Tourism Act, 2014 (Act 3 of 2014) provides for the development and promotion of sustainable tourism for the benefit of South Africa, its residents and its visitors. It also provides for the continued existence of the South African Tourism Board, the establishment of the Tourism Grading Council, and the regulation of the tourist guide profession.

The Act aims to:

- promote the practising of responsible tourism for the benefit of South Africa and for the

enjoyment of all its residents and foreign visitors

- provide for the effective domestic and international marketing of South Africa as a tourist destination
- promote quality tourism products and services
- promote growth in and development of the tourism sector
- enhance cooperation and coordination between all spheres of government in developing and managing tourism.

In terms of the Act, responsible tourism is tourism which:

- seeks to avoid negative economic, environmental and social impacts
- generates greater economic benefits for local people, enhances the well-being of host communities and improves working conditions and access to the tourism sector
- involves local people in decisions that affect their lives
- makes positive contributions to the conservation of natural and cultural heritage and to the maintenance of the world's diversity
- provides enjoyable experiences for tourists through meaningful connections with local people and a greater understanding of local cultural, social and environmental issues
- provides access for physically challenged people
- is culturally sensitive, engenders respect between tourists and hosts and builds local pride and confidence.

The mandate of the NDT, as outlined in the Tourism Act, 1993 (Act 72 of 1993), is to promote sustainable growth and development in the tourism sector. The 1996 *White Paper on the Development and Promotion of Tourism in South Africa* provides for the promotion of domestic and international tourism

The Tourism Act, 1993 provides for:

- promoting tourism to and in South Africa
- regulating and rationalising the tourism industry
- implementing measures aimed at the maintenance and enhancement of the standards of facilities and services hired out or made available to tourists
- coordinating and rationalising the activities of people who are active in the tourism industry
- establishing a board with legal powers
- authorising the Minister of Tourism to establish a grading and classification scheme in respect of accommodation establishments
- authorising the Minister to establish schemes for prescribed sectors of the tourism industry
- registering tourist guides

- prohibiting any person to act for gain as a tourist guide unless he or she has been registered as a tourist guide in terms of the Act.

## Budget and funding

The National Tourism Sector Strategy (NTSS) seeks to increase tourism's total direct and indirect contribution to the economy from R189,4 billion in 2009 to R318,2 billion in 2015 and R499 billion in 2020.

The NDT's budget for 2015/16 was R1,8 billion. According to an economic impact report published by the World Travel and Tourism Council, tourism contributed 9,4% to South Africa's GDP in the previous financial year, and almost 10% to employment.

The National Development Plan (NDP) recognises tourism as one of the main drivers of South Africa's economy and of employment. Subsequently, the NDT's policy focus over the medium term will be on creating work opportunities and increasing the number of domestic and international tourist arrivals from 11 million in 2015/16 to 12 million by 2017/18.

The NTSS seeks to increase the tourism sector's total direct and indirect contribution to the economy from R189,4 million in 2009 to R318,2 billion in 2015 and R499 billion by 2020. Specifically, the strategy commits the tourism sector to creating 22 000 additional jobs by 2020.

The department creates employment opportunities through the Expanded Public Works Programme (EPWP) funded in the Domestic Tourism programme.

A significant share of the department's budget over the medium term is allocated to this programme to support the creation of 10 922 full-time equivalent jobs. This is the department's contribution to the NDP's target of creating two million job opportunities a year by 2020.

Through labour-intensive methods targeting youth, women, people with disabilities, as well as small, medium and micro enterprises (SMMEs), the EPWP both creates jobs and develops tourism infrastructure. Infrastructure projects over the medium term will include trails, lodges, camp sites, resorts, and tourism information centres, among others.

Spending is reflected in the Social Responsibility Implementation subprogramme in the Domestic Tourism programme. Cabinet approved a budget reduction of R44 million in this subprogramme in 2015/16.

The department further supports SMMEs by assisting SMME tour operators to participate in local and international trade exhibitions, thus creating direct linkages with international tourism

companies. Some R557,3 million over the medium term is allocated for this in the Tourism Incentive Programme. A Cabinet-approved budget reduction of R67,6 million will be effected in the programme over the medium term.

South African Tourism is responsible for marketing South Africa as a tourist destination of choice. Transfers to the entity constitute 51,5% of the departmental budget over the medium term. Through transfers from government's economic competitiveness package, expenditure in the Tourism Incentive Programme is projected to increase by R100 million in 2015/16 and R105 million in 2016/17.

## Role players

### South African Tourism (SAT)

In terms of the Tourism Act of 1993, SAT is mandated to market South Africa internationally and domestically as a preferred tourism destination, to ensure that tourist facilities and services are of the highest standard, and to monitor and evaluate the performance of the tourism sector.

The organisation's main strategic goal over the medium term is to ensure that the tourism sector makes an increasing contribution to economic growth.

Other goals include increasing the annual volume of international tourists visiting the country, growing tourists' contribution to the economy through their spending, increasing international brand awareness of South Africa as a travel and business destination, and increasing the number of graded accommodation establishments.

In 2015, the NDT set a target of attracting 12 million international tourist arrivals by 2018, as well as an increase in domestic holiday trips from 2,8 million in 2014 to 4,1 million by 2020.

This would assist the NDT in achieving its target of creating 225 000 jobs within the sector by 2020. Consequently, 54% of the department's budget was allocated to SAT.

The "It's Here, Vaya Mzansi" campaign is an industry-wide project that relies on collaboration and partnership from the wider industry for success and to grow domestic leisure travel to meet targets. SAT partnered with more than 50 tourism companies in South Africa to create discount vouchers ranging from tour-operator services, accommodation and experiences including wine tastings, canopy tours and hiking.

### Tourism Enterprise Partnership (TEP)

TEP is a non-profit company that facilitates the growth, development and sustainability of small tourism businesses. This is achieved through a

To date, there are 41 South African beaches that have been awarded Blue Flag status, and several others are in the pilot phase.

To achieve Blue Flag status, 33 main criteria covering four aspects of coastal management have to be met. These four aspects are water quality, environmental education and information, environmental management, and safety and services.

The Blue Flag programme is a recognised international accreditation initiative that acknowledges excellence in maintaining the highest standards of environmental management, safety, services and amenities.

South Africa was the first country, outside of Europe, to introduce the Blue Flag programme, in November 2001. Locally, the initiative has grown from just three beaches in the first year to 41 beaches in 2015/16.

At the launch of the 2015/16 Blue Flag season, it was announced that 39 beaches, 9 boats and 6 marinas have achieved full Blue Flag status, and a further 30 beaches have been awarded pilot status. Western Cape is leading the pack with more than 30 full Blue Flag status beaches followed by Kwa-Zulu Natal and then the Eastern Cape.

Beaches with Blue Flag status for 2015/16 are as follows:

#### **Eastern Cape**

Boknes Beach, near Port Alfred  
Dolphin Beach, Jeffrey's Bay  
Humewood Beach, Port Elizabeth  
Kariega Beach, Kenton-on-Sea  
Kelly's Beach, Port Alfred  
Kings Beach, Port Elizabeth  
Middle Beach, Kenton-on-Sea  
Kleinemonde Beach

#### **KwaZulu-Natal**

Alkantstrand, Richards Bay

Lucien Beach, South Coast  
Marina/San Lameer Beach, South Coast  
Southport, South Coast  
Trafalgar Beach, South Coast  
Umzumbe (Pumulula) Beach, South Coast

#### **Northern Cape**

McDougalls Bay Beach, Port Nolloth (Richtersveld)

#### **Western Cape**

Bikini Beach, Gordon's Bay  
Brenton-on-Sea, near Knysna  
Buffalo Bay beach, near Knysna  
Camps Bay Beach, Cape Town  
Clifton 4th Beach, Cape Town  
De Bakke, Mossel Bay  
Gouritsmond, near Mossel Bay  
Grotto Beach, Hermanus  
Hartenbos Beach, Mossel Bay  
Hawston Beach, near Hermanus  
Keurboomstrand, near Plettenberg Bay  
Kleinbrak Beach, near George  
Kleinmond Beach, near Hermanus  
Lappiesbaai Beach, Stilbaai  
Llandudno, Cape Town  
Mnandi Beach, Cape Town  
Muizenberg Beach, Cape Town  
Natures' Valley, near Plettenberg Bay  
Preekstoel, near Still Bay  
Robberg 5th, Plettenberg Bay  
Santos Beach, Mossel Bay  
Silwerstroom, Cape Town  
Strandfontein Beach, near Cape Town  
Strandfontein Beach, Vredendal, West Coast  
Wilderness Beach, near George  
Witsand Beach, mouth of the Breede River

number of products and services that provide hands-on, step-by-step support and guidance, ultimately leading to improved product quality, operational efficiency and market reach.

Funding for TEP's small tourism business development interventions is provided by the NDT as well as the Business Trust, the Tourism Micro-enterprises Support Fund (a sister company that provides funding specifically for the support of micro enterprises), global financial services company Credit Suisse, and the Eastern Cape Development Corporation.

### **Tourism Indaba**

The annual Tourism Indaba provides an opportunity to showcase South Africa and its people. It was held from 7 to 9 May 2016.

Hosted by Durban in KwaZulu-Natal, the Tourism Indaba is one of the largest tourism marketing events in Africa and one of the top three events of its kind in the world. The Tourism Indaba has twice won the award for Africa's best travel and tourism show. This award was

presented by the Association of World Travel Awards.

It showcases a wide variety of southern Africa's best tourism products and attracts international visitors and media from across the world.

To bolster growth, government has identified core markets, investment markets and tactical markets across regional Africa, the Americas, Asia and Australasia, as well as in Europe.

### **Meetings Africa**

Meetings Africa is the African continent's largest trade show for the business events industry.

Hosted annually by the South African National Convention Bureau (SANCB), a division of South African Tourism, 2016's event was held from 22 to 24 February at the Sandton Convention centre. In attendance was 70 quality vetted hosted buyers from across the globe, all intent on pursuing business ventures with the best Africa has to offer.

Meetings Africa has been lauded as the premier business event in this industry,



showcasing Africa's diverse offering of services and products. Here African associations and meetings industry professionals can partner to help transform our continent.

Positioned as "Advancing Africa Together", the sole ambition of the trade show is to contribute to the growth of Africa's potential as the world's fastest-growing and most sought-after business events destination.

A key element of t2016s Meetings Africa is the addition of the European Cities Market Summer School, which will launch ahead of Meetings Africa, from 19 to 21 February 2016. This was the first time that this initiative took place on South African soil.

### **Tourism, Hospitality and Sport Education and Training Authority (Theta)**

Theta is the sector education and training authority (Seta) established under the Skills Development Act, 1998 (Act 97 of 1998), for the tourism, hospitality and sport economic sector. Theta comprises the following chambers:

- hospitality
- conservation and tourist guiding
- sport, recreation and fitness
- tourism and travel services
- gaming and lotteries.

Every chamber has its own committee that helps Theta to identify industry needs.

Theta's main function is to contribute to raising skills or bringing skills to the employed or those wanting to be employed in their sector. This is done by ensuring people learn skills needed by employers and communities.

### **Tourism Grading Council of South Africa (TGCSA)**

The TGCSA's grading system is South Africa's only officially recognised system for the star grading of accommodation establishments.

Establishments are assessed according to the type of accommodation they provide. There are nine types of establishments:

- formal service accommodation (hotels, lodges)
- self-catering
- backpacker
- hostelling
- caravans
- camping
- meetings
- exhibitions
- special events.

### **Tourism Broad-Based Black Economic Empowerment (BBBEE) Charter Council**

The Tourism BBBEE Charter Council's roles include:

- providing guidance on sector-specific matters effecting BBBEE in entities within the sector
- compiling reports on the status of BBBEE within the sector for the Minister and the BEE Advisory Council
- sharing information with sector members, approved accreditation agencies and the Minister pertaining to BBBEE in the sector.

### **Programmes and projects**

A series of incentives to help tourism establishments grow their businesses and to improve South Africa's tourism attractions were announced in March 2015.

The investment of around R600-million will help establishments to become graded and seek new markets for their products, and will later include retrofitting key tourist attractions with renewable energy sources.

It is estimated that tourism supports 1,4 million direct and indirect jobs and contributes 9,5% of South Africa's total GDP.

The Tourism Incentive Programme represents an investment of R557-million over the medium term to support tourism enterprises to reach their full potential. The programme will put tourism businesses in a better position to make sustainable contributions to the growth of the industry and to the country's economy, making South Africa a more competitive global destination.

The programme will start by focusing on creating better access to new markets and customers, encouraging greater participation in the grading system, and making catalytic investments in key tourist attractions.

The programme comprises:

- A subsidy towards the costs incurred by tourism establishments to participate in trade exhibitions and marketing roadshows. This will include a capped reimbursement towards pre-determined expenses such as airfare, accommodation and exhibition fees for participation in marketing platforms supported by South African Tourism.
- Support for owners of establishments who want to be graded by the Tourism Grading Council of South Africa in the form of a structured system of retroactive discounts or rebates on the assessment fee for grading. This aims to make grading more affordable for smaller businesses, and encourage more establishments to become graded.



- A pilot project to retrofit facilities at state-owned destinations and attractions such as World Heritage sites and National Botanical Gardens with renewable energy technology. This will guide the design of a programme to help make establishments, including those in the private sector, more environmentally sustainable.
- The Tourism Incentive Programme supports the objectives of South Africa's overall industrial policy, which includes creating jobs, building the local industrial base and transforming to a green economy.

### **National Tourism Sector Strategy**

The vision of the NTSS is to position South Africa as one of the top 20 tourism destinations global by 2020.

The overall goal of the strategy is to drive the tourism economy, enhance visitor experiences, position South Africa as a destination of choice and sustain good governance in the industry.

The key focus areas of the NTSS are arrivals, GDP and job creation. The tourism sector is working towards creating 225 000 jobs by 2020.

To achieve all of its objectives, the NTSS focuses on domestic tourism with the intention to increase the number of domestic trips from 30,9 million in 2009 to 54 million by 2020.

Regional tourism is also being targeted with South Africa looking to take advantage of hitherto untapped markets such as outbound tourists.

This strategy represents the department's commitment to intelligent planning and policy formulation. It was developed over two years in close collaboration with local and provincial government, an advisory panel of top industry minds, representatives of various professional bodies, academia, tourism marketing agencies, civil society and the broader public.

The NTSS is a document that the entire sector is committed to and includes coordinated and credible targets. The strategy rests on three pillars, namely:

- driving the tourism economy
- enhancing visitor experiences
- ensuring sustainability and good governance in the industry.

### **Hospitality Youth Initiative (HYI)**

The HYI is aimed at helping unemployed youth to find meaningful employment in the hospitality industry at entry level. It targets unemployed youths between the ages of 18 and 35 with Grade 12 senior certificates.

The programme provides one month's theoretical training for entry into the hospitality industry. Training focuses on communication, life

skills, customer care, leadership and HIV and AIDS management.

On completing the first phase, trainees are placed in tourism establishments where they receive on-the-job training with internationally accepted standards as laid down by the hospitality industry.

At the end of the training, beneficiaries receive certificates of competence and can be absorbed by hospitality establishments.

### **National Tourism Service Excellence Requirements**

The National Tourism Service Excellence Requirements are aimed at improving and maintaining service levels at all service touch points in the tourism value chain as well as guiding the sector to achieve the NTSS objective of positioning South Africa as one of the top 20 global tourism destinations.

Previously the tourism value chain in South Africa did not have integrated standards and norms, and this contributed to inconsistencies in service levels.

The Service Excellence Requirements provides a yardstick to be used by all tourism service providers in the value chain to deliver quality service and experiences that equal or surpass world standards.

The South African Bureau of Standards developed the standards on behalf of the tourism sector and benchmarked them against international requirements. The requirements have four key focus areas, namely marketing, products, delivery of service, and monitoring and evaluation.

The department also introduced a National Service Excellence campaign under the theme "Excellent Service Starts with Me". The campaign is aimed at creating awareness and educating consumers and tourism product owners about the requirements.

### **National Minimum Standard for Responsible Tourism (NMSRT)**

Responsible tourism is a tourism management strategy in which the tourism sector and tourists take responsibility protecting and conserving the natural environment, respecting and conserving, for local cultures and ways of life, and contribute to stronger local economies and a better quality of life for local people.

It includes providing better holiday experiences for guests and good business opportunities for tourism enterprises. The concept of responsible tourism is gaining ground as a newly emerging trend worldwide.

The NDT, in partnership with tourism stakeholders

and the private sector, particularly accreditation agencies, developed the NMSRT.

South Africa has taken the lead on the continent by publishing a set of national minimum standards that are aligned with international standard ISO/IEC 17011.

The NMSRT comprises 41 criteria divided into four categories, namely:

- sustainable operations and management
- economic criteria
- social and cultural criteria
- environmental criteria.

### Lilizela Tourism Awards

The Lilizela Awards recognises industry players within four focus areas reflecting eight categories, with the ninth category being the Minister's Award.

The awards acknowledge and applaud the efforts of people whose work sets global benchmarks in excellence.

Awards are made in a number of categories including the Service Excellence Award (with sub-categories Accommodation, Visitor Experience, Tourist Guides and Tour Operators); Entrepreneurship (for emerging tourism businesses); Sustainability and Good Governance; and the prestigious Minister's Award, awarded at the minister's discretion. The award categories are:

- Minister's Award: This prestigious award, which recognises tourism innovators and pioneers, went to renowned Mpumalanga artist, Esther Mahlangu. A previous Lilizela category winner in the Roots and Culture category, Mahlangu's colourful Ndebele designs have been exhibited around the world and have graced global brands such as BMW, British Airways, Fiat and Belvedere luxury vodka, placing South African traditional art and design on the international map.

In 2016, the awards attracted a record number of 1 122 entries, up 18% from last year's total.

### International tourism

SAT's Strategic Plan and Annual Performance Plan aims to increase tourism revenue's contribution to the economy from a projected R91,2 billion in 2015 to R124,4 billion by 2020. The key performance indicators to be looked at for the strategy was the number of international tourist arrivals, total revenue, percentage of brand positivity and number of domestic holiday trips.

South Africa continued to enjoy a strong growth trajectory in tourist arrivals with a 15,4% increase overall for the first six months of 2016,

compared to the same period in 2015.

Africa exhibited strong growth with a 14,4% increase in travellers coming from the rest of the continent, which signifies a strong recovery from 2015.

The 15,4% translates to more than 4,9 million tourists from across the globe. Asia leads the growth with an increase of over 40% with close to 162 000 tourists coming from this region during this period. Europe still dominates as the key source market with 697 373 tourists coming from Europe. This is a 14,7% increase when compared to the same period last year.

North American travellers coming to South Africa increased by nearly 18% while Central and South American tourists increased by 17%. Australasia's tourist arrivals to South Africa grew by 10,8% during the same period.

### Guidelines for international tourists

Every international traveller to South Africa must have a valid passport and, where necessary, a visa.

The Immigration Act, 2002 (Act 13 of 2002), stipulates that all visitors to South Africa are required to have at least one blank page (both back and front) in their passport to enable the entry visa to be issued.

If there is insufficient space in the passport, entry will be denied.

Enquiries may be directed to South African diplomatic representatives abroad or to the Department of Home Affairs in Pretoria. Visas are issued free of charge.

Visitors who intend travelling between South Africa and neighbouring countries are advised to apply for multiple-entry visas.

Passport holders of certain countries are exempt from visa requirements.

Tourists must satisfy immigration officers that they have the means to support themselves during their stay and that they have return or onward tickets. They must also have valid international health certificates.

Visitors from the yellow-fever belt in Africa and the USA, and those who travel through or disembark in these areas, have to be inoculated against the disease.

Malaria is endemic to parts of KwaZulu-Natal, Mpumalanga and Limpopo. It is essential to take anti-malaria precautions when visiting these areas.

Foreign tourists visiting South Africa can have their value-added tax (VAT) refunded, provided the value of the items purchased exceeds R20. VAT is refunded on departure at the point of exit.

South Africa's means of transport infrastructure – airlines, railroads, luxury touring buses (coaches) and motor cars – is such that tourists can travel comfortably and quickly from their port of entry to any part of the country.

South African Airways, as well as a number of international airlines, operate regular scheduled flights to and from South Africa.

Several domestic airlines operate in the country. There are also mainline trains to all parts of the country.

The tourist-accommodation industry in South Africa provides a wide spectrum of accommodation, from formal hotels to informal holiday flats and cottages, game lodges and reserves, guest houses, youth hostels and bed-and-breakfast establishments.

## Tourist guiding

The NDT entered into an agreement with the Culture, Arts, Tourism and Hospitality Sports Seta (Cathsseta) which seeks to prioritise tourist-guide training and development throughout South Africa.

The memorandum of understanding with Cathsseta also addresses areas of transformation within the tourist guiding sector, as well as the maintenance of standards through quality training and effective skills development programmes aimed at existing tourist guides.

The department engaged the Road Traffic Management Corporation to educate traffic officials throughout South Africa on how to enforce the legislation pertaining to tourist guides.

The NDT works closely with the Department of Transport with a view to ensuring enforcement of tourist-guiding issues relating to tour operators and related regulations in the National Land Transport Act, 2009 (Act 5 of 2009).

The department wants industry bodies that are committed to growing the tourist-guiding sector and elevating the profession to enter into formal agreements with stakeholder bodies that share department's vision.

The department undertook a process to review the *Regulations in Respect of Tourist Guiding*. This included wide consultations with tourist guides and key stakeholders throughout the country to improve processes and systems to register tourist guides and ensure compliance within the sector.

The department is working with the provinces to establish a centralised database of tourist guides.

Once a viable database is in place, the NDT will be able to engage the departments of home affairs and justice, and other relevant authorities

to ensure that the information received from the provinces is subjected to a vetting process as prescribed in the Tourism Act, 2014.

The training programmes for tourist guides taking place in provinces focus on skills development for existing tourist guides to make them more marketable and employable within the sector.

## Tourism niche markets Domestic tourism (*Sho't Left*)

SAT's Sho't Left campaign aims to promote a culture of local holiday travel, targeting ordinary South Africans and their families who have a desire to see more of the country but don't know where to go.

SAT relaunched its Sho't Left campaign in August 2007, challenging South Africans to "see your world differently," even when only visiting family or friends. The campaign is aimed at young upcoming individuals, independent couples and families, with research into the domestic tourism market indicating that over 5-million South Africans have both the resources and the desire to travel.

In February 2016, it was announced that SAT would invest R100 million a year to promote domestic tourism encouraging South Africans to tour their country.

## Adventure tourism

The country's diverse terrain, together with an ideal climate for outdoor activities, makes it perfect for the adventure tourism niche market. Activities such as climbing, surfing, diving, hiking, horseback safaris, mountain-biking, river-rafting – and just about any other extreme activity are supported by dedicated operators.

South Africa offers some of the best rock climbing and abseiling opportunities in the world. Those who prefer rivers have a choice of trips ranging from mostly scenic to Grade 5 white-water rafting. Opportunities for escorted or self-guided trips are also available.

For those who want to take to the skies, there are more than 100 listed paragliding or hang-gliding launch sites as well as numerous less known sites. There are also many opportunities for helicopter rides balloon and microlight flights, aerobatics and skydiving.

Thousands of kilometres of hiking trails wind through the country in desert, forest, mountain or coastal terrains, many with adjacent mountain-bike trails.

In addition, South Africa offers a wide variety of horse trails through vineyards, on beaches and in the mountains. For the more adventurous there

are also horseback safaris in game reserves. The 216-metre Bloukrans Bridge on the border of the Eastern and Western Cape offers the highest commercial bungee jump in the world.

### Business tourism

South Africa remains one of the top 15 long-haul business-events destinations in the world and is the premier business-events destination in Africa.

The business-events industry was identified as an important contributor towards the NTSS's target of 15 million international arrivals by 2020.

Government recognises business-events tourism as an area with significant growth potential and has therefore established the first South African National Convention Bureau (SANCB) to further promote growth in the conferencing industry. The SANCB is tasked with coordinating national bidding, undertaking research and collaborating with city and provincial convention bureaus and the business-events industry to present a united front for destination South Africa.

Over the next five years, South Africa will host 200 international conferences that will attract an estimated 300 000 delegates and an additional R1,6 billion to the economy.

### Cruise tourism

The department works closely with the cruise line industry to ensure that packages and excursions are developed and that passengers are encouraged to visit the country's shores, enjoy what it has to offer and inspire other travellers to visit South Africa.

### Cultural tourism

Heritage and cultural tourism is the fastest-emerging competitive niche within domestic and international tourism markets. This category accounts for 40% of international tourism.

The National Heritage and Cultural Strategy is aimed at guiding the integration of heritage and cultural resources with mainstream tourism. It is set to stimulate sustainable livelihoods through heritage and cultural tourism products and to diversify the sector and raise awareness of heritage and cultural resources.

South Africa's diversity is reflected in its cultural tourism with many destinations commemorating the past. These range from the ancient nomadic San culture to European settlement, apartheid rule and the struggle for political freedom.

Cultural tourist destinations include the:

- Ukhahlamba-Drakensberg Park in KwaZulu-Natal, which is home to the ancient rock art of the San
- Cradle of Humankind near Johannesburg,

which is the richest hominid fossil site in the world

- Mapungubwe in Limpopo, one of the richest archaeological sites in Africa where an advanced South African culture prospered between 1 200 AD and 1 270 AD
- Soweto's Heritage Trail, a reminder of the events that characterised South Africa's liberation struggle, such as the student uprising on 16 June 1976. Many cultural villages have been established throughout South Africa to reflect the different cultures and traditions of the country's people.

### Medical tourism

South Africa has emerged as a medical tourism destination of choice for travellers from other African countries as well as further afield; and the industry is proving to have extensive growth potential.

Most medical tourists come to South Africa for cosmetic surgery, but the country's skilled surgeons can also perform organ transplants, cardiac, orthopaedic and obesity surgery, and dentistry.

### Nature-based tourism

South Africa's fauna and flora and varied landscapes have enormous recreational value and attract several million tourists each year.

Protected natural areas serve not only to maintain biodiversity, but sustainable visitor access to these areas adds economic, recreational and aesthetic value to that which is being conserved within their borders. It also helps to preserve a wealth of traditional indigenous knowledge related to biodiversity, which is in itself a tourism resource.

South Africa has 19 national parks as well as numerous private game farms and nature reserves. Three of the country's eight United Nations (UN) Educational, Scientific and Cultural Organisation (Unesco) world heritage sites are natural sites, while one is a mixed cultural/natural site. These are the Cape Floral Region, the iSimangaliso Wetland Park, the Vredefort Dome, and the uKhahlamba Drakensberg Park.

South Africa's popularity as an avi-tourism destination is due to the large number of birds, endemic species and major bird habitats. Birdlife South Africa, South Africa's national birding organisation has more than 8 000 members and 40 branches nationwide.

### Rural tourism

The NDT's National Rural Strategy is aimed at creating community-driven bed-and-break-

fast operations, catering for international and domestic tourists.

In supporting the geographic spread of tourism and in particular tourism growth in rural areas and enhancing the supply of rural tourism products, the department is focusing on rural communities.

Culture and heritage products are the fastest emerging competitive niche offerings in the domestic and international markets.

Sustainable development will be achieved if the people, whose land, culture and natural resources are used for tourism, benefit from such use in a meaningful way.

### Sports tourism

It is estimated that sports tourism contributes more than R6 billion to the South African tourism industry.

More than 10% of foreign tourists come to South Africa to watch or participate in sports events, with spectators accounting for 60% to 80% of these arrivals.

The world-class sporting events on South Africa's annual calendar include the:

- annual Cape Argus Cycle Race, which caters for 35 000 people riding and pushing their bikes over a 10km course
- Midmar Mile in KwaZulu-Natal, which attracts 18 000 openwater swimmers annually
- Comrades Marathon.

In October 2014, the fourth annual Sports Events and Tourism Exchange (SETE) took place in Durban.

The fifth annual SETE conference was held in the City of Tshwane on 28 and 29 October 2015.

### Township tourism

Township tours have the potential to present South Africa's culture and heritage and the NDT wants packages to be developed to achieve that goal. Government wants to capitalise on job-creation opportunities in this sector.

### Wine tourism

Wine tourism is growing fast worldwide and play, an especially important role in South Africa with its centuries-old reputation for making high-quality wine. *International Wine Review*, one of the world's most influential opinion formers on wine, has rated South Africa's wine tourism the best developed in the world.

The country's vineyards are mostly situated in the Western Cape near the coast.

All South African wine routes fall under the auspices of the Wine of Origin Scheme.

Stylistically, South African wines fit somewhere between Old World and New World.

## Regional tourism

### Western Cape

The Western Cape lies at the southern tip of Africa. The province's unmatched natural beauty, famous hospitality, cultural diversity, excellent wine and rich cuisine make it one of the world's greatest tourist attractions.

The tourism industry in the province has grown faster and created more jobs than any other. One in 10 employees in the Western Cape earns a living in the tourism industry, which contributes more than R25 billion to the provincial economy.

### Cape Metropole

Tourism in the city of Cape Town, which lies at the foot of the magnificent Table Mountain, centres on the Victoria and Alfred (V&A) Waterfront. A working harbour, the V&A offers everything from upmarket shopping malls, arts and craft markets, and a variety of restaurants, to theatres, live music and museums.

Table Mountain, which forms part of the Table Mountain National Park, is one of the New Seven Wonders of Nature. A modern cableway takes visitors to the top of the mountain, providing spectacular views.

Other major attractions in the city include the Bo-Kaap Museum, the Castle of Good Hope, the Company's Garden, the District Six Museum, flea markets, the Grand Parade, the Houses of Parliament, the South African Cultural History Museum and the South African National Gallery.

The Gold of Africa Museum, established by Anglo Gold, houses a celebrated collection of more than 350 gold artefacts.

Air flips and trips are available, as are many boat and yacht trips from Table Bay Harbour.

There are also trips to Robben Island (proclaimed a world heritage site and also the place where former President Nelson Mandela was imprisoned for 18 of his 27 years in prison).

The Nelson Mandela Gateway to Robben Island is in the Clock Tower Precinct at the V&A Waterfront. The gateway houses interactive multimedia exhibitions, an auditorium, boardrooms, the Robben Island Museum and a restaurant.

Jazz is big in Cape Town. From traditional blues through progressive jazz to African-influenced jazz, every taste is catered for at a number of restaurants, jazz cafés, cigar bars, pubs and wine farms. The top jazz event in the Western Cape is the annual Cape Town International Jazz Festival.

The South African Rugby Museum in Newlands reflects the history of the sport as far back as 1891.

The Rhodes Memorial in Rondebosch on the



slopes of Table Mountain was built from granite from the mountain as a tribute to the memory of Cecil John Rhodes, Prime Minister of the Cape from 1890 to 1896.

The University of Cape Town is worth a visit for its historic Middle Campus and many buildings designed by Sir Herbert Baker.

Cape Point, part of the Table Mountain National Park, offers many drives, walks, picnic spots and a licensed restaurant. Care has been taken to protect the environmental integrity of this 22 100 ha reserve of indigenous flora and fauna.

Simon's Town's naval atmosphere and Historic Mile are major attractions in the area. A statue of the famous dog and sailors' friend Able Seaman Just Nuisance stands at Jubilee Square.

Hout Bay is renowned for its colourful working harbour. Seafood outlets, round-the-bay trips to the nearby seal colony, shell and gift shops, and a famous harbour-front emporium attract many visitors.

Duiker Island is a seal and sea-bird sanctuary.

The World of Birds Wildlife Sanctuary is one of the largest bird parks in the world and houses some 3 000 birds.

Big Bay in Bloubergstrand is a surfers' paradise and hosts an international windsurfing event.

Rietvlei Nature Reserve is a unique wetland area with over 110 bird species, including pelicans and flamingos.

Canal Walk, Century City, is one of the largest shopping centres in Africa, with close to 400 shops, and is home to the largest cinema complex in South Africa.

New Year in Cape Town is a festive affair, when the Cape minstrels take to the streets with their upbeat music and fancy costumes.

The Monkey Town Primate Centre is home to over 200 individual primates and is located east of Somerset West on the N2.

Strawberry-picking in Cape Town on the Mooi-berge Strawberry Farm is available in season, which begins in November.

### **Cape winelands**

The Cape winelands feature dramatic mountains, rolling farmlands and peaceful vineyards. They are home to Route 62, the world's longest wine route.

The Stellenbosch Wine Route comprises over 100 wine estates, most of which offer cellar tours.

Stellenbosch is the oldest town in South Africa. The town is a gracious blend of old Cape Dutch, Georgian and Victorian architecture. Dorp Street consists of one of the longest rows

of old buildings in the country.

The Stellenbosch Village Museum consists of four homesteads and gardens ranging from the late-17th to the mid-19th centuries.

The Stellenbosch Toy and Miniature Museum houses a collection of 1:12 scale miniatures such as room boxes, miniature houses, antique dolls, cars and cuddly toys.

The Spier Summer Arts Festival livens up summer nights from November to March at the Spier Wine Estate near Stellenbosch. Supervised pony and cart rides for children are available on the lawns of the Spier Estate. There is also a horse-carriage tour and equestrian centre for older children.

The Freedom Monument at Pniel commemorates the freed slaves who were the first settlers at the mission station, established in 1843.

Franschhoek has become known as the "Gourmet Capital" of the Cape. The Huguenot Monument was built in 1944 to commemorate the arrival in 1688 of the Huguenots who were predominantly French. In April each year, the region hosts the South African Cheese Festival.

Visitors can also enjoy various hiking trails and historical walks, as well as the Vignerons de Franschhoek Wine Route. There is also an annual book/literary festival in Franschhoek.

Butterfly World, one of the more unique attractions of the Western Cape winelands, consists of a tropical garden in a 1 000 m<sup>2</sup> greenhouse.

The Giraffe House Wildlife Awareness Centre is on 15 ha focuses mainly on African wildlife, Giraffe House provides a place for people to enjoy a picnic in the fresh air, while experiencing and learning about animals and conservation.

Drakenstein Lion Park was established as a sanctuary for lions born in captivity. Jonkershoek Nature Reserve, which includes the smaller Assegaibosch Nature Reserve, is near Stellenbosch, comprising the Jonkershoek Mountains and portions of the upper Jonkershoek Valley. The reserve stretches over 9 800 hectares (ha) and its rugged terrain is ideal for hiking. Assegaibosch is much smaller and is suitable for shorter walks and picnics.

On Le Bonheur Estate visitors can experience guided croc-pond tours, which lead across open dams via ramp-ways. Over 1 000 crocodiles are housed in these dams. Visitors can touch a baby crocodile, and during summer months, witness them being fed.

Paarl is famous for its Cape Dutch and Victorian architectural treasures found along a 1-km stretch of the main street. The area's fynbos supports many south-western Cape endemics,

such as the Cape sugarbird and orange-breasted sunbird. The Afrikaans Language Monument is on the slopes of Paarl Mountain, while the Afrikaanse Taalmuseum (Language Museum) is in the centre of the town.

The town of Wellington lies in a picturesque valley, with the majestic Hawequa Mountains on its eastern border. Wellington is also the home of South Africa's dried-fruit industry.

Experience life as the pioneers did in years gone by at the Kleinplasia Living Museum. The KVV Brandy Cellar, the largest of its kind in the world, offers cellar tours and brandy tastings.

The Hex River Valley is the largest producer of table grapes in southern Africa. Visitors can pick their own grapes at harvest time and sample the variety of export-quality produce.

The well-known Hex River 4x4 trail and the ochre sandstone art trail is a must for nature lovers. De Doorns lies in the heart of the Hex River Valley. Bonnievale on the Breede River, features several cheese factories.

For the adventurous outdoor enthusiast there are canoe trips, as well as bird watching and river boating.

Surrounded by vineyards, orchards, and roses, Robertson is known as "The Valley of Wine and Roses." It is known for its connoisseur-quality wines and its thoroughbred horses. Renowned for its muscadelle wines, Montagu is the gateway to the Little Karoo.

Relax in the healing waters of the Avalon Springs or visit the Montagu Museum, which houses, among other things, original cartoons and books by well-known cartoonist TO Honiball.

The picturesque village of Gouda is known for the Parrotts Den pub, a living museum in the Gouda Hotel.

McGregor has a variety of charming thatched cottages and well-preserved Victorian houses, making it one of the best-preserved examples of mid-19th-century architecture in the Western Cape.

Prince Alfred Hamlet is the gateway to the Gydo Pass, known for its scenic views. This quaint village lies in an important deciduous-fruit farming area. Hidden amid vineyards and wine estates lies Rawsonville, known for its award-winning wines.

Tourists can enjoy an afternoon drive along the beautiful Slanghoek Valley with its lush vineyards and panoramic views or relax in the mineral springs at Goudini Spa.

### **Garden Route**

The Garden Route spans roughly 200 km of the southern coast, incorporating the stretch of

coastline which includes Mossel Bay, George, Wilderness, Sedgefield, Knysna, Plettenberg Bay and Nature's Valley – each with its own charm and attractions. Famed for its lush greenery and the vast Tsitsikamma Forest, the Garden Route is the most biodiverse region in the world.

The Garden Route features the pont at Malgas, which is one of the two remaining pons in the country, ferrying vehicles and livestock across the Breede River. The Grootvadersbosch Nature Reserve outside Heidelberg comprises the popular Bushbuck Trail, a wilderness trail and two mountain-bike trails. Riversdale is one of South Africa's most important fynbos export areas. Other attractions include the Julius Gordon Africana Museum.

At the historical Strandveld Architectural Heritage Site at Still Bay, visitors can watch tame eels being fed. Ancient fish-traps can be seen at Morris Point and the harbour.

At the aloe factories at Albertinia, aloe juice is extracted for medicine and high-quality skin-care products. Nearby, bungee-jumping at the Gouritz River Gorge, hiking, mountain-biking and angling are popular pastimes.

The Point in Mossel Bay is not only popular among surfers, but its natural pool formed by rock is also a favourite swimming spot at low tide. The St Blaize trail starts here and is the ideal place from which to watch the whales and dolphins at play in season. The harbour at Mossel Bay is one of the most modern commercial and recreational harbours on the southern Cape coastline. Other attractions include the Atteguas Kloof Pass, Anglo-Boer/South African War block-houses and the Bartolomeu Dias complex. Great Brak River offers a historic village with many opportunities for whale- and dolphin-watching along the extensive coast.

The Slave Tree in George, located just outside the Old Library, was planted in 1811, when George was laid out. It is known to be the biggest English oak in the Southern Hemisphere. George is popular among golfers and is home to the renowned Fancourt Country Club and Golf Estate, as well as various other acclaimed golf courses. Visitors can board the Power Van at the Outeniqua Transport Museum, and enjoy a glimpse of the Garden Route Botanical Garden from this rail bus. The Big Tree at Woodville, an Outeniqua yellowwood, is estimated to be around 850 years old. It is located about 40 km outside of George in the direction of Knysna.

The George Airport, Outeniqua Pass, railway line and the N2 offer convenient access to this region, making George the ideal hub from which

to explore the Garden Route and Little Karoo.

Victoria Bay and Wilderness are popular for their unspoilt beaches. Wilderness is the western gateway to the southern Cape lakes area. It is a nature lover's paradise, best known for its beaches, lakes, placid lagoon and lush indigenous forests.

The Langvlei and Rondevlei bird sanctuaries in the Wilderness National Park, which hosts over 230 different bird species, is popular among bird watchers. Sedgefield borders Swartvlei Lagoon, the largest natural inland saltwater lake in South Africa. Activities include beach horse-riding, hiking, angling and bird watching.

Knysna nestles on the banks of an estuary, guarded by The Heads (two huge sandstone cliffs) and surrounded by indigenous forests, tranquil lakes and golden beaches.

This natural wonderland is home to the largest and smallest of creatures, from the Knysna seahorse to the Knysna elephants, rare delicate butterflies and the endemic Knysna loerie, a colourful forest bird.

The abundant fynbos and forest settings host over 200 species. Knysna is also famous for its delectable home-grown oysters, enjoyed with locally brewed beer in quaint pubs and restaurants. The Knysna Oyster Festival, a celebration of the good life, has established itself as one of the most popular annual events in the Western Cape.

An eclectic mix of art galleries presents the diversity of talent in the area. There are also lagoon cruises, forest hikes, golf and adventure sports on offer.

Plettenberg Bay is adventure country, offering boat-based whale watching, black-water tubing, hiking, and forest and cycling trails. The Keurbooms River Nature Reserve at Plettenberg Bay offers a canoeing trail, while the Robberg Nature Reserve is a treasure trove of land, marine, geological and archaeological wealth.

### Little Karoo

The Little Karoo's fascinating landscape is fashioned almost entirely by water. Its vegetation ranges from lush greenery in the fertile river valleys to short, rugged Karoo plants in the veld. Gorges feature rivers that cut through towering mountains, while breathtakingly steep passes cross imposing terrain. The region is also home to the world's largest bird – the ostrich. The Little Karoo is rich in culture and history. Oudtshoorn, the world's ostrich-feather capital, is the region's main town.

The Klein-Karoo Nasionale Kunstefees (National Arts Festival) is held in the town

annually. Some 29 km from Oudtshoorn lie the Cango Caves, a series of subterranean limestone caverns. Bearing evidence of early San habitation, the cave features magnificent dripstone formations.

Amalienstein and Zoar are historic mission stations midway between Ladismith and Calitzdorp. Visitors can go on donkey-cart and hiking trails through orchards and vineyards, while the Seweweekspoort is ideal for mountain-biking, hiking, and protea and fynbos admirers. Calitzdorp has four wine estates, three of which are open to the public.

The spring water of the Calitzdorp Spa is rich in minerals and reputed to have medicinal properties. The Gamka Mountain Reserve is home to the rare and endangered Cape mountain zebra.

Excellent wines and port are produced in the Calitzdorp and De Rust areas. The Swartberg Nature Reserve and Pass with their gravel roads are also worth a visit. De Rust lies at the southern entrance to Meiringspoort. The Meiringspoort Gorge extends 20 km through the Swartberg Mountain Range. Halfway through is a beautiful 69-m waterfall. Wine farms in the area are open to the public.

Ladismith is home to the Towerkop Cheese Factory. There are various hiking, mountain-biking and 4x4 trails in the area, as well as the Anysberg, Little Karoo and Towerkop nature reserves.

Uniondale, on the main route between George and Graaff-Reinet, features the largest water-wheel in the country, the Old Watermill. Uniondale Poort is a scenic drive linking Uniondale with Avontuur in the Langkloof Valley.

At Vanwyksdorp, visitors can see how fynbos is dried and packed for the export market. Donkey-cart rides take visitors to Anglo-Boer/South African War grave sites.

### Central Karoo

The Central Karoo, a fascinating semi-desert area, lies in the heart of one of the world's most unique and interesting arid zones. This ancient, fossil-rich land is five times the size of Great Britain. Here, visitors will find the Earth's largest variety of succulents. Beaufort West, the oldest town in the Central Karoo, is often referred to as the "Oasis of the Karoo." The local museum displays awards presented to heart-transplant pioneer, Prof. Chris Barnard, a son of this town.

A township route introduces visitors to the Xhosa culture in the area. The Karoo National Park, on the town's doorstep, is home to a variety of game, as well as the highly endangered

riverine rabbit.

Matjiesfontein, a national monument, offers tourists a peek into yesteryear and the opportunity to overnight in Victorian splendour. The village houses a transport museum and the Marie Rawdon Museum.

Experience the vastness of the Great Karoo in Murraysburg, an ecotourist and hunter's paradise.

Laingsburg, a tiny village that was devastated by floods about a century after it was established, was rebuilt afterwards. It is the best place to study the geology of the region.

Prince Albert is a well-preserved town at the foot of the Swartberg Mountains. It is the ideal place to sample Karoo cuisine, see examples of local architecture dating back to the early 1800s and enjoy several scenic drives.

The Fransie Pienaar Museum introduces visitors to the cultural history of the area. It has a fossil room and an exhibit covering the gold rush in this area in the 19th century. The museum has a licence to distil and sell "witblits" (white lightning). Prince Albert is the closest town by road to Gamkaskloof.

The Hell, a little valley in the heart of the Swartberg Mountains, was the home of one of the world's most isolated communities for almost 150 years. Gamkaskloof is a nature reserve and national monument managed by Cape Nature Conservation. It has overnight facilities and can be accessed by a 57-km long (but two-hour drive) winding road which starts at the peak of the Swartberg Pass.

### West Coast

The West Coast is a region of outstanding beauty and contrast. The coast's scenic beauty is challenged only by culinary experiences of mussels, oysters, calamari, crayfish and abalone in season, or linefish pulled from the Benguela Current's cold waters.

During April every year, Lambert's Bay has the Crayfish and Cultural Festival. The area is not only a birder's paradise, but every year migrating whales visit the coastal waters from July.

Vredenburg, the business centre of the area, has a popular golf course with a bird hide. Lambert's Bay is a traditional fishing village, with Bird Island as a popular tourist attraction. It is a breeding ground for African penguins, the Cape cormorant and other sea birds.

Within two months of the first good winter rains, wild flowers on the West Coast explode in a brilliant display of colour.

The Swartland region is known for its wheat fields, vineyards, wineries and outdoor activities.

Further north, visitors encounter the Olifants River Valley and the vast plains of the Knersvlakte with its wealth of indigenous succulent plants.

The citrus area in the Olifants River Valley is the third-largest in South Africa.

The town of Darling draws visitors to its country museum and art gallery, annual wild flower and orchid shows, basket factory and wine cellars.

The entertainment venue "Evita se Perron" is situated at the old Darling Railway Station and offers top performances by South African entertainers.

Malmesbury is the biggest town in the Swartland. Major attractions include the Malmesbury Museum and the historical walk-about.

The Riebeeek Valley is known for its scenic beauty. The area has become a popular haven for well-known artists of various disciplines. Wines and olives can be tasted at various cellars.

Elands Bay is a popular holiday resort and surfer's paradise. Khoi and San rock art can be viewed at the Elands Bay caves.

Moorreesburg and Koringberg are major wheat-distributing towns. Tourists can visit the Wheat Industry Museum, one of only three in the world. Bird watching, hiking, 4x4 routes, clay-pigeon shooting, mountain-bike trails, canoeing and waterskiing at Misverstand are popular activities.

Yzerfontein is famous for its unspoilt beaches, fynbos, beautiful views and whale watching. Another major attraction is the historical lime furnaces.

Langebaan, a popular holiday destination, is home to the West Coast National Park. An internationally renowned wetland that houses about 60 000 waterbirds and waders, the park attracts thousands of visitors each year. The oldest anatomically modern fossilised human footprints were also discovered here.

The Langebaan Lagoon forms part of the park and is zoned for specific activities. The Postberg section of the park, across the lagoon, is famous for its wild flowers that bloom mainly during August and September.

Cape Columbine at Paternoster is the last manned lighthouse build on the South African coast. The Columbine Nature Reserve is home to a variety of seabird species.

Saldanha is a water sport enthusiast's paradise. Its attractions include Doc's Cave, a landmark on the scenic breakwater drive, and the Hoedjieskoppie Nature Reserve.

There are various hiking trails in the SAS Saldanha Nature Reserve.

St Helena Bay is best known for the Vasco Da Gama Monument and Museum. Visitors

can enjoy fishing (snoek in season), hiking and whale and bird watching.

Piketberg offers arts and crafts, fauna and flora, wine culture and recreation.

The Goedverwacht and Wittewater Moravian mission stations are close to the town. Porterville is famous for its Disa Route (best in January and February).

The Groot Winterhoek Mountain Peak in the Groot Winterhoek Wilderness Area is the second-highest in the Western Cape.

The Dasklip Pass is popular with hang-gliders. At Velddrif/Laaipele visitors can indulge in bakkems (a West Coast salted-fish delicacy) at factories along the Berg River. Tourists can also visit the salt-processing factory and the West Coast Art Gallery in town.

The wine route from Citrusdal to Lutzville produces a selection of internationally acclaimed wines. Citrusdal is famous for its citrus products and wines. The Citrusdal Museum depicts the pioneering days of the early colonists. The Goede Hoop Citrus Co-Op is the largest single packing facility in South Africa. World-renowned rooibos tea is also produced here.

The annual Citrusdal Outdoor Calabash features 4x4 outings, lectures and visits to rock-art sites and an arts and crafts market. Annually, scores of sky-diving enthusiasts visit Citrusdal for a skydiving "boogie" that lasts several days. The oldest orange tree in the country, calculated to be more than 250 years old, grows in the Citrusdal Valley. The Sandveldhuisie is an example of a typical Sandveld dwelling.

The Cederberg Wilderness Area features the elephant's foot plant, the rare snow protea and some of the best examples of San rock art in the Western Cape.

Visitors to Clanwilliam can visit the rooibos and velskoe factories and the grave of the well-known South African poet Louis Leipoldt.

Various historical buildings can also be viewed. The Clanwilliam and Bulshoek dams are popular among watersport enthusiasts.

Wuppertal, at the foot of the Cederberg mountains, features the oldest Rhenish Mission Station. Proceeds from 4x4 trails in the area fund the creation of new hiking trails and the building of more overnight huts and guest houses.

Wuppertal, which is well-known for its rooibos and buchu production, has added one more attraction to its tourism offerings – the Cederberg Donkey Cart Route. The project entails a three-day tour through the Cederberg Mountain area and Heuningvlei with accommodation facilities for overnight visitors.

Vredendal is the centre of the Lower Olifants River Valley. Major attractions include marble-processing and manufacturing, industrial mines (dolomite and limestone), the KWV Grape Juice Concentrate Plant and Distillery and the South African Dried Fruit Co-Operative. The town is also home to the Vredendal Wine Cellar, the largest cooperative wine cellar under one roof in the Southern Hemisphere.

The picturesque town of Doringbaai with its attractive lighthouse is well known for its seafood.

Strandfontein, about eight km north of Doringbaai, is essentially a holiday and retirement resort with a panoramic view of the ocean. Klawer was named after the wild clover that grows in the area. During the flower season, the area is a riot of colour. The Doring River features hiking trails and opportunities for river-rafting. Lutzville and Koekenaap are synonymous with wine and flowers in season.

Visitors can also view the Sishen-Saldanha Railway Bridge. Where the railway line spans the Olifants River, it is divided into 23 sections, each 45 m long. The 14 100-t deck was pushed into position over teflon sheets with hydraulic jacks from the bridgehead. It is the longest bridge in the world built using this method.

Vanrhynsdorp houses the largest succulent nursery in South Africa. The Latsky Radio Museum houses a collection of old valve radios, some dating back to 1924. The Troe-Troe and Rietpoort mission stations are a must-see for history enthusiasts.

### Overberg

In the most southerly region of Africa east of Cape Town, lies the Overberg.

The Hangklip-Kleinmond area comprises Kleinmond, Betty's Bay, Pringle Bay and Rooi Els. It is a popular holiday region, ideal for whale watching, and includes the Kleinmond Coastal Nature Reserve and the Harold Porter Botanical Garden.

The Penguin Reserve at Stoney Point, Betty's Bay, is one of two breeding colonies of the jacks penguin off Africa.

South Africa's first international biosphere reserve, the Kogelberg Biosphere Reserve, was proclaimed by Unesco in 1999. It runs along the coast from Gordon's Bay to the Bot River Vlei, stretching two km out to sea, and inland to the Groenlandberg Mountains near Grabouw.

Hermanus is a popular holiday resort and famous for the best land-based whale watching in the world.

Stanford is one of the few villages in South



Africa where the market square has been retained. The central core of the village has been proclaimed a national conservation area. Award-winning wines are produced in the area.

Gansbaai is known for its excellent rock and boat angling, diving, shark-cage diving and whale watching.

The Danger Point Lighthouse, named as such because of the ships that have been wrecked and lives lost on this dangerous coast, is open to the public.

De Kelders is the only freshwater cave on the African coast. Spectacular views of southern right whales can be enjoyed from the cliffs at De Kelders and along the coast to Pearly Beach.

Also popular are white-shark tours, diving safaris and fishing trips.

Elim was founded by German missionaries in 1824, with its only inhabitants being members of the Moravian Church. Visitors are welcome to attend services.

The Old Watermill (1833) has been restored and declared a national monument.

Popular sites in Napier include the Militaria Museum and Rose Boats and Toy Museum.

The Shipwreck Museum in Bredasdorp, founded in 1975, specialises in shipwrecks found along the South African coastline. The town also has the Audrey Blignault Museum.

De Mond Nature Reserve is home to some rare bird species, including the damara tern and giant tern.

The Geelkop Nature Reserve derives its name from the mass of yellow flowering plants that cover the hill during spring.

The lighthouse at L'Agulhas, which forms part of the Agulhas National Park, is the country's second-oldest working lighthouse. It celebrated its 150th anniversary in 1999. The Agulhas National Park is a ruggedly beautiful coastal plain of 20 959 ha.

At Cape Agulhas, the southernmost tip of the continent, the waters cleave into the Indian and Atlantic oceans.

The wrecks of some 130 seafaring craft – yachts, Spanish galleons, Dutch East Indiamen, the legendary Birkenhead, and even modern-day fishing trawlers – have found a watery grave around the notorious Cape of Storms.

Struisbaai has the longest white coastline in the southern hemisphere. Arniston was named Waenhuiskrans (coach-house cliff) by the local fishers in honour of the huge sea cave capable of housing several oxwagons. For outsiders, it was named after the Arniston, a ship wrecked there in 1815. The Waenhuiskrans Cave can be explored at low tide.

The De Hoop Nature Reserve on the way to Swellendam includes an internationally renowned wetland and bird sanctuary. It is a winter retreat for the southern right whale and the Western Cape's only Cape griffen vulture colony. The red Bredasdorp lily and many species of protea and erica are found in the Heuningberg Nature Reserve.

Swellendam is well-known for its young-berries and eclectic architecture. The Drostdy Museum consists of a group of buildings containing a huge selection of period furniture.

The Bontebok National Park, about seven kilometres from Swellendam, provides sanctuary to the threatened bontebok and other species. Known for its world-class wine, Barrydale offers the visitor fruit and fresh air in abundance. Situated on the N2, about 160 km from Cape Town, Riviersonderend offers beautiful mountain and river scenery, a nine-hole golf course and sightings of the blue crane.

Caledon is famous for its natural mineral waters, hot springs and wild-flower shows. Southern Associated Maltsters is the only malt producer for the South African lager beer industry and the largest in the Southern Hemisphere.

Genadendal is the oldest Moravian village in Africa, with church buildings and a school dating back to 1738. The Genadendal Mission and Museum complex documents the first mission station in South Africa.

Villiersdorp houses the Dagbreek Museum that dates back to 1845 and was declared a monument in 1994. The historical home, Oude Radyn, is possibly the only building in the Western Cape to have Batavian wooden gutters and down pipes.

The Theewaterskloof Dam outside Villiersdorp is the seventh-largest dam in the country. The Villiersdorp Wild Flower Garden and Nature Reserve has an indigenous herb garden and a reference library.

The Grabouw/Elgin district produces about 60% of South Africa's total apple exports and fine wines. The valley is also renowned for cultivating fresh chrysanthemums, roses and proteas.

The Elgin Apple Museum is one of only two in the world. Sir Lowry's Pass offers spectacular views of False Bay from Gordon's Bay to Cape Point.

### **Northern Cape**

Characterised by its vast expanses of space and silence, warm sunny climate, friendly people and hospitality, the Northern Cape is a province with a rich culture heritage.

### Diamond fields

The Big Hole in Kimberley is the largest hand-dug excavation in the world. In 1871, diamonds were discovered at the site and mined manually by prospectors.

The Kimberley Tram Service dates back to the beginning of the 20th century and still transports passengers from the City Hall to the Mine Museum.

Underground mine tours are a big attraction, as are the famous ghost tours, during which many historical buildings are seen from a different perspective.

Hand and mechanical diamond-digging by private diggers can be viewed by appointment.

The McGregor Museum houses invaluable collections of the archaeological finds in the area, as well as San art works.

The house where Sol Plaatje (African National Congress founding member and human-rights activist) lived in Kimberley, has a library of Plaatje's and other black South African writers' works, and several displays, including a portrayal of black involvement in the Anglo-Boer/South African War.

The Paterson Museum near Kimberley Airport houses a replica of a Paterson biplane, which was used for pilot training by the flying school operated by the Paterson Aviation Syndicate at Alexandersfontein.

A township tour of Galeshewe provides a fresh perspective on South Africa's socio-historical realities. Pan African Congress founder Robert Sobukwe's house is there.

The Magersfontein Battlefield outside Kimberley, with its original trenches and other defences intact, is the site of the Boers' crushing defeat of the British during the Siege of Kimberley.

A cultural centre at Wildebeestkuil outside Kimberley features !Xun and Khwe artwork for sale and a tour of rock engravings by these indigenous people.

Barkley West attracts many water-sports enthusiasts and anglers. Tucked along the Vaal River near Barkley West lies the Vaalbos National Park.

The park is not only home to large raptors, but also a breeding centre for endangered African herbivores such as rhino, roan and sable antelope and disease-free buffalo.

### Kalahari

At Black Rock, visitors can view a worked-out manganese mine.

Danielskuil lies at the foot of the Kuruman hills. The Tswana people occupied the area before it became home to the Griquas. Boesmansgat, on

the farm Mount Carmel outside Danielskuil, is a unique natural sinkhole – the second-deepest and largest of its kind in the world.

Known as the "Oasis of the Kalahari," Kuruman is blessed with a permanent and abundant source of water that flows from Gasegonyana (Setswana for "the little water calabash") – commonly called the "Eye of Kuruman" – which yields 20 million litres of water per day.

Moffat's Mission in Kuruman features the house of missionary Robert Moffat, the church he built, and several other historic buildings. Moffat translated the Bible into Setswana – the first African language in which the Bible was made accessible. The printing press on which he printed the first 2 000 copies can still be viewed. The church he built seats 800 people and is still in use. Explorer David Livingstone married Moffat's daughter and started many famous travels from this mission station.

The Wonderwerk Cave at Kuruman features extensive San paintings that may be viewed by appointment. The Kalahari Raptor Centre cares for injured birds. Many of these majestic creatures can be seen at close quarters.

The Witsand Nature Reserve, situated about 80 km south-west of Postmasburg, features a 100-m high dune of brilliant white sand. It stretches for about nine km and is about two km wide.

### Green Kalahari

The Roaring Sands site on the farm Doornaar near Groblershoop is a popular tourist attraction. Its high sand dunes, surrounded by typically red Kalahari dunes, are said to "roar" when the wind blows.

Along the hand-built irrigation canals at Kakamas 11 waterwheels are still used. Kanoneiland is a settlement on the biggest island in the Orange River. At Keimoes, the Orange River flows at its widest.

The Tierberg Nature Reserve offers spectacular views of the Keimoes Valley and the many islands in the Orange River. The original irrigation canal system is still in use. The Orange River Wine Cellar's largest cellar is situated here.

Kenhardt is the oldest town in the Lower Orange River area. The Quiver Tree Forest and Kokerboom Hiking Trail, consisting of between 4 000 and 5 000 quiver trees, are within easy driving distance of the town.

Upton is the commercial, educational and social centre of the Green Kalahari, owing its prosperity to agriculture and its irrigated lands along the Orange River. A camel-and-rider statue in front of the town's police station pays tribute

to the “mounties,” who patrolled the harsh desert territory on camels.

Kalahari Desert Speedweek, in its third year at the beginning of October 2014, is an annual eight-day speed festival held in a far north-western corner of South Africa where tumbleweeds can roam for days nonstop and the dried-up lake beds are tailor-made for top-speed exploration.

It is a proper run-what-you-brung motorsport event where anybody is welcome to enter, and anything with an engine is eligible. Over the years, the event has also become a meeting place for all sorts of eccentric machinery and people. Expect anything from 1940s-vintage Nash sedans limping along in period-correct warbird liveries to finely tuned Italian exotics humming at breakneck speeds, billowing dust clouds in tow.

The Orange River displays its impressive power at the Augrabies Falls in the Augrabies Falls National Park. Visitors can hire canoes to ensure closer contact with the natural heritage surrounding the world’s sixth-largest waterfall.

The Kgalagadi Transfrontier Park comprises 38 000 m<sup>2</sup> of land, making it one of the largest conservation areas in the world. Straddling the Green Kalahari and Botswana, the park is a two-million-hectare sanctuary for various raptors, antelope, gemsbok, springbok, blue wildebeest, red hartebeest, eland, Kalahari lion, black-maned lion, brown and spotted hyena, leopard, cheetah, and smaller game, including mongoose, porcupine and the endangered honey badger.

### **Namaqualand**

The Namas are the indigenous people of Namaqualand. Their traditional Nama reed huts still abound in Leliefontein, Nourivier and Steinkopf. Namaqualand is famous for a spectacular annual show in spring when an abundance of wild flowers covers vast tracts of desert.

The flowers sprout and survive for a brief period before they wilt and disappear in the blistering heat and dry conditions just as suddenly as they appeared. The small town of Garies is the centre for those setting out to enjoy this show of exuberance in the Kamiesberg.

After diamonds were discovered along the West Coast in 1925, Alexander Bay has become known for its mining activities. The town is no longer a high-security area and no permits are needed to enter. The Alexkor Museum paints a picture of the history of the area. The town also features the world’s largest desert lichenfield, which has some 26 species.

At Hondeklip Bay, visitors can dive for crayfish and watch the local fisherfolk conduct their trade. Port Nolloth is a centre for the small-scale diamond-recovery and crayfish industries. It is the only holiday resort on the Diamond Coast. The local factory sells fish and crayfish in season.

Set in a narrow valley bisecting the granite domes of the Klein Koperberge lies Springbok.

South of Springbok, near Kamieskroon, lies the Skilpad Wild Flower Reserve, part of the Namaqua National Park, which captures the full grandeur of the flower season. The 1 000-ha reserve is open only during the flower season.

The Goegap Nature Reserve comprises 15 004 ha of typically granite, rocky hills and sandy flats. The reserve also offers a 4x4 trail, as well as several hiking and mountain-biking trails.

Namaqualand is also home to the Ais-Ais/Richtersveld National Park. It is managed jointly by the local Nama people and South African National Parks.

### **Upper Karoo (Bo-Karoo)**

Flanked by the Towerberg, Colesberg is one of the Northern Cape’s most beautiful towns. The town features one of the country’s last working horse mills. An Anglo-Boer/South African War tour is also on offer. A weekend tour includes a visit to the Norvalspont prisoner-of-war camp and cemetery.

Colesberg has bred many of the country’s top Merino sheep. It is also renowned for producing high-quality racehorses.

De Aar is the most important railway junction in South Africa. The author Olive Schreiner lived in the town for many years. Visitors can dine in her former house, which has been converted into a restaurant.

Hanover is known for its handmade shoes and articles made mostly from sheepskin and leather.

The “Star of South Africa” diamond was discovered at Hopetown. The town also features an old toll house and a block house dating from the Anglo-Boer/South African War.

At Wonderdraai near Prieska, visitors can see the horseshoe-shaped island formed by the flow of the Orange River. It seems as if the river turns to flow uphill.

Vanderkloof, built to house the people building the Vanderkloof Dam, was turned into a flourishing holiday resort. Visitors can enjoy water-skiing, boardsailing, boating and swimming, or visit the Eskom Hydro-electric Power Station within the dam’s wall.

The rare riverine rabbit is found in the Victoria West Nature Reserve.

### Hantam Karoo

Near Brandvlei lies Verneukpan where Sir Malcolm Campbell unsuccessfully attempted to break the world land-speed record in 1929.

Carnarvon is well known for its corbelled dome-roofed houses built of flat stones because of a lack of wood.

The floors of these interesting houses were smeared and coloured with a rich red mixture of fat and oxblood and polished with smooth stone. A few kilometres outside Fraserburg lies the Gansfontein Palaeosurface. Discovered in 1968, it comprises several trackways of large, four-footed and five-toed mammalian reptiles. The prints are estimated to be some 190 million years old.

Sutherland, birthplace of NP van Wyk Louw, well-known Afrikaans author and poet, is also known for its brilliant night skies and cold, biting winters.

The South African Astronomical Observatory's observation telescopes, including the Southern African Large Telescope (Salt), are in Sutherland. The sterboom (star tree), which blossoms in September, is found only in Sutherland.

The Tankwa Karoo National Park, on the southern border of the Northern Cape, 70 km west of Sutherland, encompasses the Succulent Karoo Biome, the world's only arid hotspot, stretches 116 000 km<sup>2</sup> from the southwestern Cape into southern Namibia.

The landscape offers seasonal contrasts of coloured wild flowers and stark desert, set against the backdrop of the Roggeveld Escarpment to the east, Klein Roggeveld to the south and the Cederberg to the west. Its extensive desert plateaus are ideal for viewing game such as gemsbok, Cape mountain zebra, springbuck and bustards.

### Free State

The Free State lies in the heart of South Africa, with the Kingdom of Lesotho nestling in the hollow of its bean-like shape.

Between the Vaal River in the north and the Orange River in the south, this rolling prairie stretches as far as the eye can see.

This central region is characterised by rolling fields of wheat, sunflowers and maize, and forms the principal bread basket of South Africa.

### Motheo

With its King's Park Rose Garden containing more than 4 000 rose bushes, the Free State's major city, Bloemfontein, has rightfully earned the nickname "City of Roses." The city also hosts an annual rose festival.

The Eerste Raadsaal (First Parliament

Building), built in 1849 as a school, is Bloemfontein's oldest surviving building. Still in its original condition, this historical building is used as the seat of the Provincial Legislature.

The National Afrikaans Literary Museum and Research Centre has works by prominent Afrikaans authors. Exhibits in the Afrikaans Music Museum and Theatre Museum (part of the centre) include old musical instruments, sheet music, costumes, photographs and furniture.

The museum is notable for its wide collection of fossils, cultural-historical exhibits and archaeological displays, including the Florisbad Skull, which was discovered in the 1930s at the Florisbad Spring.

The National Women's Memorial is a sandstone obelisk, 36,5 m high, which commemorates the women and children who died in concentration camps during the Anglo-Boer/South African War. Visitors get a glimpse of life in the concentration and prisoner-of-war camps. The research library contains an extensive collection of Africana.

The Old Presidency dates back to 1885 and was the official residence of three presidents of the former Republic of the Orange Free State. It houses a museum depicting their respective terms of office, and is a cultural centre for art exhibitions, theatrical productions and musical events.

The Observatory Theatre in Bloemfontein's Game Reserve is a unique attraction. Naval Hill is the biggest game reserve completely surrounded by a city. Bloemfontein hosts the Mangaung African Cultural Festival, popularly known as the Macufe Arts Festival, in September every year. The Sand du Plessis Theatre and Art Gallery at Oliewenhuis are also worth visiting.

Botshabelo (Place of Refuge), 45 km from Bloemfontein on the N8 road to Lesotho, is believed to be the largest township settlement in the Free State – and the second-largest in South Africa after Soweto.

Nearby, the town of Thaba Nchu features luxury hotels and a casino, with the Maria Moroka Nature Reserve surrounding Thaba Nchu Sun and the Setlogelo Dam.

### Xhariep

Bethulie used to be a London Missionary Society station. The original mission buildings still stand.

The Pellissier House Museum depicts the history of the area. There is an Anglo-Boer/South African War concentration camp cemetery in Bethulie.

The Gariiep Dam, more than 100-km long and 15 km wide, is part of the Orange River Water

Scheme, the largest inland expanse of water in South Africa. Between the dam and Bethulie is the Gariep Dam Nature Reserve. On the southern side of the dam lies the Oviston Nature Reserve.

Philippolis, the oldest town in the Free State, was founded as a London Missionary Society station in 1824. It was the first mission station in the province.

Trompsburg is the hub of the Free State Merino sheep-farming industry. The Tussen-die-Riviere Nature Reserve reputedly supports more game than any other sanctuary in the Free State.

A fountain near Koffiefontein was a favourite resting place for transport riders in the 19th century. In June 1870, one of these transport riders picked up a diamond near the fountain. This prompted a rush, and by 1882 Koffiefontein was a booming town with four mining companies.

### **Thabo Mofutsanyana**

Snow-capped mountains and beautiful scenery provide a backdrop to this pristine area.

Clocolan is known for the beauty of its cherry trees when they are in full bloom in spring. San rock paintings and engravings are also found in the area.

Clarens is often described as the “Jewel of the Free State,” owing to its exceptionally beautiful scenery. San paintings are found on farms in the area.

Close by, the Highlands Route meanders along the foothills of the Maluti Mountains and follows the Lesotho border via Ladybrand and ends at Zastron in the south.

The town is known for the many arts and crafts shops, which offer the visitor a wide range of curios and original artwork.

Ficksburg is known for its asparagus and cherry farms. Every November, a cherry festival is held there. The town is a gateway to the Mountain Kingdom of Lesotho.

Rosendal, surrounded by the Witte Mountains, celebrated its centenary in 2011.

The Golden Gate Highlands National Park, known for its impressive sandstone cliffs and rock formations, is a popular holiday destination.

The bird watching mecca of Seekoievlei Nature Reserve near Memel constitutes a wetland with Ramsar status, and is surrounded by private game and holiday farms.

### **Lejweleputswa region**

Bethlehem, which lies on the banks of the Jordaan River, was founded by the Voortrekkers in the 1840s. The banks of the Jordaan River

form part of the Pretoriuskloof Nature Reserve – a sanctuary for birds and small game. The museum in Miller Street depicts the history of the area.

Van Reenen’s Pass winds through the Drakensberg, and was originally used by migrating herds of zebra, hartebeest, blesbok and wildebeest. The Llandaff Oratory in the nearby village of Van Reenen is believed to be the smallest Roman Catholic church in the world.

At Harrismith, there are various memorials in honour of those who fought in the Anglo-Boer/South African War and World War I. Of particular interest is a memorial for the Scots Guards and Grenadier Guards.

Platberg, the 2 394-m “flat mountain,” is the town’s landmark. A well-known race, claimed by some to be the toughest in the country, is run annually up, along and back down the mountain.

Sterkfontein Dam is ideal for water sports and fishing. An open-water swimming race takes place there annually.

The Riemland Museum in Heilbron depicts the heritage and agricultural activities of the region.

The QwaQwa district is a traditional home to the Basotho people. The Basotho Cultural Village in the QwaQwa Nature Reserve is a living museum where visitors can witness the Sotho traditions and lifestyle in the chief’s kraal.

Karakul carpets, mohair, wall hangings, copper, glassware and brass are made and sold at Phuthaditjhaba. The nearby Metsi Matsho and Fika Patso dams are renowned for trout fishing.

Welkom is known for its gold mines. It is also the only city in the country where traffic circles are used instead of traffic lights.

The world’s deepest wine cellar is at the St Helena Mine, which is 857 m below the Earth’s surface.

Bothaville is regarded as the centre of the Free State Maize Route. The Nampo Harvest Farm and Festival attracts more than 20 000 visitors each year and is the second-largest private agricultural show in the world. Bothaville also hosts the annual Food and “Witblits” festival, drawing visitors from all over South Africa.

The sandstone church in Kestell is possibly the most impressive of all the Eastern Free State’s sandstone buildings. Winburg is the oldest town and first capital of the former Republic of the Orange Free State. The Voortrekker Museum depicts the daily routine of the trekkers. A concentration camp cemetery is situated close by.

Sasolburg originated in 1954 with the establishment of Sasol, the synthetic fuel producer. Parys, situated on the banks of the Vaal River, offers tourists a tranquil river retreat.

The nearby Vredefort Dome World Heritage



Site was caused by the collision of a meteorite with the Earth many years ago. It is the only world heritage site in the Free State. It features unique fauna and flora, including 100 different plant species, more than 300 bird types and a variety of small mammals.

Jukskei is the first indigenous game that has developed to international participation. The Jukskei Museum in Kroonstad has over 3 500 objects that depict the development of the game.

Jagersfontein has the deepest man-made hole in the world. The Excelsior diamond of 971 carats was found in this open-cast mine in 1893. Eagles nest against the cliffs of the mine.

### Eastern Cape

The main feature of the Eastern Cape is its magnificent coastline. With its wide open sandy beaches, secluded lagoons and towering cliffs.

Added to the diverse coastal experiences are more than 60 state-owned game reserves and over 30 private game farms, which collectively cover an area greater than the Kruger National Park.

### Amatola Mountain Region

The Amatola Mountains are famous for their scenery and history, and stretch from Adelaide in the east to Stutterheim in the west. With its lush forests and ancient battlefields, it is an area steeped in Xhosa culture and early settler history.

The dense forests of the Amatolas are a haven for the endangered Cape parrot, and were also home to the first dinosaur to be identified in South Africa, the Blinkwater Monster, a large fossilised reptile discovered near Fort Beaufort.

Outdoor enthusiasts enjoy Cathcart where troutfishing, hiking, riding and bird watching are among the attractions. The Amatole Hiking Trail is a well-known scenic, but strenuous, trail.

The coastal city of Port Elizabeth is a superb holiday destination offering a diverse mix of eco-attractions. It also hosts the annual Buoy openwater swim and the Isuzu National Sailing Week held annually in April in Algoa Bay.

The Red Location Museum of the People's Struggle in New Brighton – winner of three international awards – was designed to be a monument to South Africa's struggle against apartheid and an integral part of community life in a township that acted as a crucible for the struggle.

Bay World has an oceanarium and snake park, and many splendid museums. Within the city there are some beautiful parks with well-landscaped gardens. These include: St

George's Park, which covers 73 ha and houses the famous Port Elizabeth Cricket Club, the oldest bowling green in South Africa; Prince Alfred's Guard Memorial; the 1882 Victorian Pearson Conservatory; and the 54-ha Settlers' Park.

Tourists can also explore the Donkin Heritage Trail, take a ride on the famous Apple Express, and hike along the site of ancient shipwrecks on the Sacramento Trail. At King William's Town, tourists can visit the Amathole Missionary Museum. The grave of the Black Consciousness activist, Steve Biko, is also in the town.

Other attractions include the Greater Addo Elephant National Park and game reserves; the traditional healing village, Kaya Lendaba, bird watching; air tours; canoeing; various mountain-bike and horse-riding trails; and organised outdoor excursions.

### Wild Coast

Since Portuguese mariners first pioneered the sea route around the Cape to India, this notorious coast has claimed countless ships.

Southern right and humpback whales and their calves are regularly spotted from the high dunes, usually between May and November, while common and bottlenose dolphins are often seen close to shore.

The entire region is the home of a major section of the isiXhosa-speaking southern Nguni (or Pondo) tribes. Brightly coloured examples of their beadwork, together with traditional pottery and basketry, can be bought from roadside vendors and at some trading posts.

Visitors to the rural village of Qunu can view the childhood home of Mandela. In Mthatha, the Nelson Mandela Museum tells the story of this great figure through a display reflecting the life and times of Mandela.

Mandela received thousands of gifts from presidents, groups and ordinary people. Accepted on behalf of the people of South Africa, they are in safekeeping at the museum for the benefit and appreciation of the nation. Artefacts range from children's letters to bejewelled camel covers.

Coffee Bay is popular among surfers, anglers and shell collectors. To the south is the prominent rock formation, the Hole in the Wall. The local Xhosa people call this place Izi Khaleni ("Place of Thunder"). During high tide, the waves break through the hole in such a way that the concussion can be heard throughout the valley.

### East Griqualand

East Griqualand is an area of great beauty, featuring colourful, living history. Kokstad lies

in the Umzimhlava River basin between Mount Currie and the Ngele Mountains.

The original town hall – built in 1910 – is a national monument, now serving as the local library. The former library – built in 1907 – is also a national monument and houses the Kokstad Museum. The Weza State Forest runs through indigenous forests and commercial plantations. The forest is home to several antelope species and a huge variety of birds. The southernmost portion of the Ukhahlamba Drakensberg World Heritage Site, the impressive Swartberg, Bokkiesberg, Cedarberg and Ngele mountain ranges lie in East Griqualand.

Between Kokstad and Matatiele, the hamlet of Cedarville provides tranquil canoe-borne excursions into its surrounding, water-filled hollows. Steam-train journeys can be undertaken between Swartberg and Creighton.

### Karoo

The vast plains of the Karoo have an air of grandeur, and its many picturesque towns are steeped in history. The Owl House in Nieu-Bethesda displays the creative talent of the late Helen Martins. Statues of mermaids, wise men, camels, owls and churches create a wonderland in the garden. All the artworks were created with broken bottles, bits of mirror and cement.

More than 200 houses in Graaff-Reinet have been restored to their original Victorian appearance, and proclaimed national monuments. The Old Library Museum houses the Lex Bremner Fossil Collection of Karoo reptile fossils and a collection of Khoi and San art reproductions. Urquhart House has a popular genealogical research centre.

Almost 50 km south-west of Graaff-Reinet is the Kalkkop Crater, which is of major scientific importance. To the north-west of Graaff-Reinet lies the Valley of Desolation. A steep and narrow road leads into the mountains that surround the valley.

The Valley of Desolation is a national monument within the Karoo Nature Reserve, and was formed millions of years ago by weathering erosion. The first evidence of the presence of dinosaurs in South Africa can be viewed at Maclear.

The Mountain Zebra National Park is a haven for the Cape mountain zebra species, which at one time inhabited most of the Cape. The park saved these animals from extinction and their population stands at about 300. Other species found in the park include various antelope such as eland, the African wildcat, bat-eared fox, and more than 200 bird species, including the

pale-winged starling, the booted eagle and the blue crane.

### N6 Route

This route runs from Bloemfontein to East London. Popular attractions include the slopes of the Tiffindell Ski Resort and the trout-filled streams, as well as the many caves adorned with ancient rock art. Several historic towns can be found in the region, including Smithfield, Barkly East, Lady Grey, Elliot, Aliwal North, Burgersdorp, Queens-town and Rhodes.

### Sunshine Coast

The Sunshine Coast comprises miles of unspoilt, sun-drenched beaches. Port Alfred lies at the mouth of the Kowie River. Coastal hills are home to the oribi – a small territorial buck that was recently near extinction.

Inland, Grahamstown is sometimes referred to as the “City of Saints,” because of the more than 40 churches in the town. It is also known for the National Arts Festival, which is held annually. During the festival, Grahamstown is transformed into a dedicated arts venue where performers, visual artists, audiences, writers and crafts people fuse in a celebration of creative energy. Other attractions include various museums and historical buildings, the oldest post box in South Africa, botanical gardens, the cathedrals of St Michael and St George, nature reserves and hiking trails. Situated north-east of Grahamstown, the Great Fish River Reserve consists primarily of valley bushveld habitat and is surrounded by tribal land and commercial game reserves and farms.

The reserve has abundant wildlife such as white rhino, giraffe, waterbuck, Cape buffalo, hippo, kudu, springbok and eland.

There are several historic forts and remains from the frontier wars located in the area.

East London, which forms part of the Nelson Mandela Bay Metropolitan Municipality, is South Africa’s only river port city. It was originally established as a supply port to serve the colonial British military headquarters at King William’s Town. The East London Aquarium houses approximately 400 different marine and freshwater species. The museum depicts the natural environment and rich heritage of the region. Best known for the prehistoric coelacanth, the museum also displays reconstructions of the extinct dodo of Mauritius, along with the only extant dodo egg in the world.

The Baviaanskloof Wilderness Area is the largest of the inland protected areas and provides opportunities to visit fynbos-covered

mountains on foot or in off-road vehicles. There is a fascinating shell collection at the Shell Museum at Kei Mouth.

### **Tsitsikamma**

This region, stretching from Plettenberg Bay to Jeffreys Bay, is renowned for its dense forests, majestic mountains and deep river gorges. It forms the eastern end of the Garden Route.

The word *tsitsikamma* is derived from the Khoekhoen words *tse-tsesa* meaning “clear,” and *gami* meaning “water.” South Africa’s first marine park, the Tsitsikamma National Park, extends along a rocky coastline of 50 km, and three km out to sea.

Inland, adventure-seekers will find deep gorges and temperate evergreen forests criss-crossed by six hiking trails, including the five-day Otter Trail. The varied wildlife includes dolphins and whales, caracal, genet, chacma baboon, dassie and mongoose. Prominent bird species in the area are the African black oystercatcher, the orange-breasted sunbird, the Nerina trogon and the colourful Knysna loerie. A lucky few may catch a glimpse of the rare Cape clawless otter, after which the Otter Trail is named. Another popular adventure is a black-water tubing experience on the Storms River.

### **Limpopo**

The Limpopo landscape is made up of dramatic contrasts characterised by hot savanna plains and mist-clad mountains, age-old indigenous forests and cycads alongside modern plantations, ancient mountain fortresses and the luxury of contemporary infrastructure and modern-day facilities.

Steeped in history, Limpopo celebrates a rich cultural heritage, and at many archaeological sites the mysteries of the past and ancient peoples are still being unearthed.

Much of the land, particularly in the Kruger National Park and other game and nature reserves, is unspoilt, and provides sanctuary to large numbers of game.

### **Waterberg**

The Nylsvley Nature Reserve has one of the greatest concentrations of waterfowl and bushveld birds in South Africa. More than 400 species frequent the area. The Mokopane vicinity has several nature reserves.

The Arend Dieperink Museum features a fine cultural-historical collection.

The Makapansgat Caves are notable for their fossils and the caves are being developed into an archaeological site. Makapan Valley is an extension of the Cradle of Humankind World

Heritage Site.

The Thabazimbi district has a large concentration of private game reserves and is one of the fastest-growing eco-tourism areas in the country.

The Marakele National Park is home to some rare yellowwood and cedar trees and the world’s largest colony of Cape vultures.

Bela Bela is known for its hot springs. There are also a number of game reserves and leisure resorts in the area.

The Waterberg range is rich in indigenous trees, streams, springs, wetlands and birdlife. Cliffs known as the “Palace of the Vultures” harbour a large breeding colony of Cape vultures.

Modimolle is the region’s main town.

### **Capricorn district**

The Bakone Malapa Open-Air Museum outside Polokwane is a traditional Northern Sotho kraal. Men and women practise traditional skills such as making baskets, clay pots, furniture and utensils, and preparing hides.

Polokwane is considered the premier game-hunting destination in South Africa. Polokwane offers a variety of museums and art galleries, including the Bakone Malapa Museum, the Polokwane Museum and the Hugh Exton Photographic Museum. Zion City at Moria, near Polokwane, is the headquarters of the Zion Christian Church, which attracts more than a million pilgrims every Easter.

### **Vhembe district**

The Mapungubwe archaeological site, 80 km west of Musina, lies within the boundaries of the Mapungubwe National Park. It is one of the richest of its kind in Africa and a World Heritage Site.

Excavations in the 1930s uncovered a royal graveyard, which included a number of golden artefacts, including the famous gold-foiled rhinoceros.

The Schoemansdal Voortrekker Town and Museum, west of Makhado, is built on the site of an original Voortrekker village and depicts their lifestyle between 1848 and 1852.

Also worth visiting is the Big Tree in the Mutale Municipality, the Tshatshingo potholes, the mystical lake of Dzivhafunduzi and the holy forest and waterfalls at Phiphidi.

### **Mopani district**

The Lekgameetse Nature Reserve in the northern foothills of the Drakensberg is part of the Cloud Mountain Biosphere. This 18 000 ha nature reserve is well known for its abundant

butterflies.

The Modjadji Nature Reserve, north of Tzaneen, is named after the legendary Rain Queen, Modjadji, who is believed to have settled in the area early in the 16th century. The reserve encompasses the world's largest concentration of the cycad species *Encephalartos transvenosus*, also known as the Modjadji cycad.

The Hans Merensky Nature Reserve and Mineral Spa on the southern banks of the Great Letaba River supports a large variety of game. At the adjoining Tsonga Kraal Open-Air Museum, arts, crafts and traditional huts reflect the Tsonga lifestyle of 100 years ago.

The Kruger National Park (northern section) is home to a large number and wide variety of amphibians, reptiles and birds, as well as 147 mammal species, including the Big Five.

Thulamela, in the northern part of the Kruger National Park, yielded the skeletons of two ancient royals and a multitude of artefacts, including gold bangles, beads and a double gong.

### **Bohlabela district**

On the way to the Kruger National Park, visitors can enjoy wildlife experiences at Manyeleti, home to the Big Five. Adventurers can attempt mountain climbing at the Mangwazi Nature Reserve, enjoy the Mapulaneng Trail at Zoeknag and the Injaka Dam at Bushbuckridge.

### **North West**

North West has several cultural villages that entertain and enrich visitors. A number of game reserves have been established, including the Pilanesberg National Park, situated in the transition zone between the Kalahari and the Lowveld.

Home to the Big Five, the park offers a wide variety of accommodation, is close to popular attractions such as Sun City and only a two/three-hour drive from Johannesburg. The park has an area of approximately 550 km<sup>2</sup>, making it the fourth largest park in South Africa supporting more than 7 000 head of game and 350 bird species.

### **Central district**

The historic route of Mahikeng includes an Anglo-Boer/South African War siege site, the Molema House where Sol Plaatje lived while writing his *Mafikeng Diary*, and the Mahikeng Museum. The Lichtenburg Biodiversity Conservation Centre and the Botsalano Game Reserve are well worth a visit.

The Groot Marico region is known as mampoer country and visitors can explore the

Mampoer Route. The Kortkloof Cultural Village is dedicated to the Tswana people.

Other attractions include the Wondergat; the Bosbult Monument, which commemorates a battle fought during the Anglo-Boer/South African War; the Kaditshwene Iron Age Village Ruins; and various hiking trails.

Ottosdal is in the centre of North West and was established as a Dutch Reformed Church parish on the farm Korannafontein in 1913 and named after its owner, GP Otto. It is the only place in South Africa where the unique "wonderstone," or pyrophyllite, is found and mined. The annual agricultural show in Ottosdal is one of the oldest in the province.

Trenches and cemeteries dating from the Anglo-Boer/South African War can be found on the farms Gestoptefontein and Driekuul. In the Garden of Remembrance are graves of soldiers killed during the war. The Old Farmhouse built in 1910 houses a unique African collection. The Old Water Mill built around 1860 is a national monument.

The Ottosdal Night Race is organised in conjunction with the Diamond Marathon Club. The event consists of 42,2km, 21,1km and 10-km races and a 5-km fun run.

San rock engravings, Stone Age implements and structures are found on farms such as Witpoort, Gestoptefontein, Driekuul and Korannafontein.

### **Eastern district**

Hartbeespoort Dam is a popular spot for weekend outings, breakfast runs and yachting.

The Hartbeespoort Reptile and Animal Park is on the banks of the dam.

Cultural experiences in the area include the popular Mapoch and Gaabo Motho cultural villages as well as the Ring Wagon Inn.

The Ann van Dyk Cheetah Centre (formerly the De Wildt Cheetah Breeding and Research Centre) specialises in breeding cheetah and other endangered wildlife species.

Other places of interest include the Borakalalo Game Reserve, the Margaret Roberts Herb Farm and the Phaladingwe Nature Trail.

### **Bophirima district**

The Taung Skull Fossil Site and Blue Pools are renowned for the Taung skull found in the Buxton quarries. The Taung Skull Fossil Site is an extension of the Sterkfontein Fossil Hominid Site. This region is popular with adventure seekers – especially those who enjoy 4x4 routes and hunting farms.

### Rustenburg district

The 60 000-ha Madikwe Game Reserve is home to 66 large mammal species. Over 10 000 animals of 27 major species have been reintroduced under Operation Phoenix. Hot-air balloon trips, day and night game drives and bushwalks are available.

The reserve has the second-largest elephant population in South Africa and guests are assured of sighting not only the Big Five but also the elusive cheetah and endangered wild dog.

Sun City and the Palace of the Lost City are very popular tourist attractions, offering gambling, golf, extravaganza shows, watersport and an artificial beach. There are various hiking trails in the region. The Heritage Route starts at the Sterkfontein Caves World Heritage Site and ends at Pilanesberg.

### Southern district

The OPM Prozesky Bird Sanctuary in Potchefstroom has over 200 bird species and is situated adjacent to the Mooi River.

The Oudorp Hiking Trail takes visitors through the old part of Klerksdorp where 12 Voortrekker families settled.

Other attractions in the region include the Potchefstroom Lakeside Resort, the Faan Meintjies Nature Reserve in Klerksdorp, mine tours at Orkney, the Diggers Route at Wolmaransstad and the Bloemhof Dam Nature Reserve.

### Mpumalanga

Mpumalanga – “The Place Where the Sun Rises” – epitomises every traveller’s dream of the true African experience. Located in the north-eastern part of South Africa, the province is bordered by Mozambique to the east and the Kingdom of Swaziland to the south and east.

The climate and topography vary from cool highland grasslands at 1 600 m above sea level, through the Middleveld and escarpment, to the subtropical Lowveld towards the Kruger National Park and many private game reserves.

Scenic beauty, climate and wildlife, voted the most attractive features of South Africa, are found in abundance in this province. Attractions range from game viewing and bird watching to scenic drives across the valleys and peaks of the vast Drakensberg escarpment, and include agritourism, industrial and adventure tourism and cultural experiences.

Historical sites and cultural villages, old wagon routes and monuments mark events and characters who passed this way in search of

adventure and wealth.

Ndebele bead work and wall-painting in the north-west, the arts and crafts of the Lowveld. The different traditional villages throughout the province offer a unique insight into the people’s history and cultures.

### Mbombela

Mbombela is the capital of Mpumalanga and the commercial and administrative hub of the Lowveld.

The Mbombela Historical Trail is an hour-long walking route stretching from the Promenade Centre to the Civic Centre.

The Blue Train runs between Pretoria and Mbombela on a chartered route called the Valley of the Olifants Route. Rovos Rail trains also travel to Mbombela.

The Green Heritage Hiking Trail in the Mbombela Nature Reserve is one of several walks in the reserve and one of many in the region.

Not to be missed is the Lowveld Botanical Garden, as well as the Reptile Park, the Sudwala Caves and the PR Owen Dinosaur Park.

The tranquil town of White River to the north of Mbombela is well known as an artist’s haven and a gateway to the Kruger National Park. Rottcher Wineries have taken advantage of the area’s prime production of oranges to make a truly unique wine, which has been a hallmark of the area for over 50 years.

### Panorama

Barberton features many reminders of the early gold-rush era. Museums include Belhaven, Fernlea House and Stopforth House. The only known verdite deposits in the world are found in the rocks of the Barberton district. The annual Diggers Festival is held in September.

The Blyderivierspoort Nature Reserve near Graskop is characterised by striking rock formations and a rich diversity of plants. Within the reserve, the Bourke’s Luck potholes were formed by river erosion and the action of flood water.

The Blyde River Canyon is a 26-km-long gorge carved out of the face of the escarpment, and is one of the natural wonders of Africa. The canyon is the third-largest in the world, the only green canyon, and hosts three rivers that feed the Blydepoort Dam at Swadini. God’s Window provides a magnificent panoramic view across miles of densely forested mountains, the green Lowveld and the canyon.

The Blyderivierspoort Hiking Trail is one of the most popular in the country. The southern section of the Kruger National Park, which is a



major tourist attraction, falls within this region.

Kaapsehoop is a historical village known for the wild horses that frequent the district. Blue swallows are regular visitors from September to April.

The Lydenburg Museum is in the Gustav Klingbiel Reserve, which is the site of archaeological ruins from the Later Iron Age.

The Lydenburg Heads, human-like masks dating back to 500 AD, were discovered in this area.

Sabie is the centre of the largest man-made forest in South Africa and a popular destination among mountain bikers.

The Cultural Historical Forestry Museum depicts various aspects of the country's forestry industry. The Bridal Veil, Horseshoe and Lone Creek waterfalls, and Mac Mac pools and falls just outside Sabie are well worth a visit.

The 69-km Prospector's Trail starts at the Mac Mac Forest Station and leads to the Bourke's Luck potholes.

At the Montrose Falls in Schoemansklouf, the Crocodile River cascades 12 m into a series of rock pools. It is also the starting point of the annual Lowveld Crocodile Canoe Marathon, held in February.

Pilgrim's Rest is a living museum and a replica of the early gold-mining town. The Alanglade House Museum offers guided tours of the former mine manager's house, while the Diggings Museum just outside the town arranges guided tours of gold-panning activities.

This area was the setting for *Jock of the Bushveld*, the novel by Sir Percy Fitzpatrick about the experiences of a man and his dog as they shared adventures in the world of African gold mining. The Dredzen Shop Museum features a range of items in use nearly a century ago.

Mount Sheba Nature Reserve, south of Pilgrim's Rest, is best known for its indigenous forest – one of few left in the region.

### Highlands Meander

The Highlands Meander is a mecca for fly-fishers. It is in the placid and pristine waters of this region that one finds various stocks of fish, with trout as the major draw card.

At the Verloren Vlei and Steenkampsberg nature reserves at Dullstroom one can get a rare glimpse of the endangered blue, wattled and crowned cranes.

The Loskop Dam Nature Reserve offers game watching, boating and fishing. Many hiking trails are available, such as the Elandskrans Trail, which includes a 30-minute train ride between Waterval-Boven and Waterval-Onder.

### Cultural Heartland

Visitors to the Cultural Heartland can immerse themselves in the true cultural heritage of Mpumalanga. Here, one can learn about the proud and welcoming Ndebele people, revered for the striking and colourful geometric patterns on their houses, clothing and beadwork.

This region also has illuminating historical sites such as the Botshabelo Historical Village, near Middelburg.

### Cosmos Country

Cosmos Country covers parts of what is known as the energy belt of Mpumalanga, which is home to a number of power stations. This region also has the world's largest underground coal-mining complex and the Sasol plant that is renowned for its oil-from-coal technology. The carpet of cosmos flowers that blossom in late summer lures visitors to this region.

### Wild Frontier

Various archaeological discoveries dating back almost three billion years were made in the imposing mountains of this region. Visitors can enjoy a rare glimpse of the San paintings embossed in some rocks. The region also holds rich historical sentiments centred on the monument of the late Mozambican President Samora Machel, constructed in the village of Mbuzini.

### Grass and wetlands

Grass and wetlands are a paradise with their variety of bird species. This region stretches across the deep valleys and mountains of the east where thermal springs bubble to the surface. There are 270 pans and lakes within a 20km radius of Lake Chrissie. In this region, visitors can take part in the unusual "frogging expedition" or simply gaze at the stars during "star-gazing weekends."

### Gauteng

Gauteng, the "Place of Gold," is the commercial powerhouse of the country, but its offerings are not limited to commerce and industry. Anchored by the cities of Johannesburg and Pretoria, Gauteng provides plenty in the way of entertainment through its network of upmarket shopping malls, casinos, street markets, theatres, restaurants, museums and parks.

Gauteng is characterised by a cosmopolitan mix of people from all walks of life. The province's unique cultural and social legacy is evident from the many excellent museums, theatres, cultural precincts and craft markets.

Although Gauteng is the most populated, built-up and industrialised province, it still has natural areas offering a variety of leisure activities such as day hikes, picnic spots and sports activities.

The Vaal Dam, which supplies water to most of Gauteng's residents, covers some 300 km<sup>2</sup> and is a popular venue for watersports. Numerous resorts line the shore. The dam also attracts diverse bird species.

Tourism attractions in and around the Cradle of Humankind have grown to more than 380, with over half of these offering graded accommodation.

The broader 47 000-ha Cradle of Humankind site has many caves, the most famous of which are the Sterkfontein caves.

In 1999, Sterkfontein and its environs were declared a World Heritage Site. About 40% of all the world's human ancestor fossils have been found here, including several of the world's most famous and important fossils. A further 500 hominid fossils and more than 9 000 stone tools have been excavated in the area during ongoing work. The famous skull of Mrs Ples, an estimated 2,5-million-year-old hominid fossil, and Little Foot, an almost complete hominid skeleton some 3,3 million years old, were discovered at the Sterkfontein Caves near Krugersdorp.

The Krugersdorp Game Reserve provides sanctuary for several game species, including four of the Big Five. The African Fauna and Bird Park houses various species of wildlife and birds.

A team of Lippizaner stallions performs every Sunday at the South African National Horsemanship Centre in Kyalami.

The Walter Sisulu National Botanical Garden has a 70 m-high waterfall and a breeding pair of black eagles.

Forty kilometres north of Pretoria is a ring of hills a kilometre in diameter and 100 m high. These are the walls of the Tswaing Meteorite Crater left by an asteroid that hit the area some 200 000 years ago. There is a museum adjacent to this site. The crater is covered with indigenous trees and bushes, which attract a variety of bird life.

The old mining town of Cullinan has developed around the Premier Diamond Mine. The mine has produced some of the world's most famous diamonds, including the Cullinan Diamond, the world's largest at 3 106 carats.

### **Johannesburg**

The Adler Museum of the History of Medicine depicts the history of medicine, dentistry and

pharmacy in South Africa. The Pharmacy Museum in Melrose houses a large variety of medicines, including more than 670 traditional medicines that have been collected throughout southern Africa.

Newtown is at the heart of initiatives to revitalise the inner city of Johannesburg. Here, visitors will find the renowned Market Theatre, jazz bars, dance studios and artists' communes among museums, libraries and other places of historic interest.

The Absa Money Museum lies in downtown Johannesburg. Historical records stretch all the way back to the beginnings of Johannesburg, and displays ranges from fairly early money forms, like cowrie shells and Venetian glass beads, through to gold coins recovered from sunken ships. The scientific study of money and its history, or Numismatics, is the essence of the museum's displays.

The Nelson Mandela Bridge is a landmark gateway into Newtown. It is the largest cable-stayed bridge in southern Africa.

Museum Africa in Newtown tells the story of life in South Africa from the Stone Age to the Nuclear Age and beyond.

The Market Theatre complex comprises three theatres, an art gallery, restaurants and pubs. A bronze statue of the champion of passive resistance, Mahatma Gandhi, can be seen in the city centre.

Gold Reef City is a theme park based on Johannesburg during the gold-rush era.

The Apartheid Museum in Johannesburg is a state-of-the-art tribute to the rise and fall of apartheid, with 22 exhibition areas that take the visitor on an emotional journey through the state-sanctioned system of apartheid.

Constitution Hill features the impressive building housing South Africa's Constitutional Court, which offers visitors the chance to view the fort, the so-called native gaol, the women's gaol and the awaiting-trial block.

A large, well-established park surrounds Zoo Lake, which breeding bird colonies frequent. Other attractions include jazz concerts, rowing boats for hire, a tea garden and a restaurant.

The James Hall Museum of Transport was founded in 1964 and houses an historical collection of various modes of land transport used in South Africa, dating back 400 years.

The South African Museum of Military History holds an impressive collection of weaponry and uniforms from the two world wars.

The two-bedroom house where Mandela lived before his incarceration has been declared a national monument and converted into a museum.

The Walter Sisulu Square in Kliptown, Soweto, is the place where the Freedom Charter was signed in 1955. The Kliptown Project comprises a hotel, the Kliptown Museum, retail outlets, restaurants and offices.

Soweto is a popular tourist destination. No tour of Soweto would be complete without a visit to the Hector Petersen Museum, which commemorates the people who died during the Student Uprising of 16 June 1976.

The Nelson Mandela Foundation's Centre of Memory is open to the public as a place of memory-sharing and reflection on the life and times of Nelson Mandela.

At the Lesedi Cultural Village in the Swartkops hills north of Johannesburg visitors can families of different cultural groupings. It features four traditional homesteads where visitors can spend the night with a family of their choice. The Phumangena Zulu Kraal is home to traditional Zulu people living and working there.

The Melville Koppies in Johannesburg was once the site of a Stone Age African village and iron-smelting works. Flora include 80% of the species recorded on the Witwatersrand. It is open to the public from September to April.

### **Pretoria**

A variety of historical buildings is found in the city, such as the Union Buildings, which celebrated its centenary in 2013. Designed by Sir Herbert Baker, construction started in 1910 and was completed in 1913. It has since been the setting for the presidential inauguration of former President Nelson Mandela in 1994, as well as those of Thabo Mbeki on 16 June 1999, and 27 April 2004, and of Jacob Zuma on 9 May 2009, and 24 May 2014. It is also the setting of many national celebrations, including Women's Day, and Freedom Day. In December 2013 a bronze statue of former President Mandela was unveiled at the Union Buildings.

Church Square is built around a statue of the former President of the Zuid-Afrikaansche Republiek, Paul Kruger, and includes buildings such as the Old Raadsaal and the Palace of Justice.

Ten minutes' drive from Church Square is Freedom Park, which commemorates the country's political history. Once completed, the 35 ha site will comprise a garden of remembrance, a museum, and statues and sculptures to honour South Africans who contributed to the country's freedom and development.

The Kruger House Museum contains the personal belongings of President Kruger.

Melrose House is a beautiful example of

Victorian architecture. The Peace Treaty of Vereeniging, which ended the Anglo-Boer War/South African War, was signed there in 1902.

Demonstrations at the Pioneer Open-Air Museum include milking, butter- and candle-making, bread baking and coffee-bean grinding.

Other museums include the South African Air Force Museum, Police Museum, Coert Steynberg Museum and the Transvaal Museum of Natural History.

The Voortrekker Monument commemorates the Great Trek. Some 260 steps lead to the dome, where spectacular views of the city can be enjoyed.

Fort Schanskop has been refurbished and has a 375-seat amphitheatre.

The Sammy Marks Museum near Pretoria dates from 1885. Rooms in the house are filled with Victorian paintings, furniture, silverware and porcelain.

Visitors can relax at the tea garden and restaurant on the premises.

The General Smuts House Museum in Irene, south-east of Pretoria, contains the original furnishings of the Smuts family home. A popular arts and crafts market is held there on every second Saturday of the month.

The Rietvlei Nature Reserve is notable for its grass types, herbs, large number of game including rhino, hippo and many bird species.

The Mapoch Ndebele Village, north of Pretoria, is the first living cultural village in South Africa owned and managed by its residents.

Mamelodi is about 20 km from the city centre and features Solomon Mahlangu Square, which is dedicated to this freedom fighter.

The Willem Prinsloo Agricultural Museum outside Pretoria features a farmstead dating from 1880. Traditional farming activities are demonstrated, and annual events include a prickly-pear festival, a mampoer festival and the Agricultural Museum Show.

The Pretoria National Botanical Garden houses the National Herbarium of South Africa, which is the largest in the southern hemisphere.

### **KwaZulu-Natal**

The garden province of South Africa, KwaZulu-Natal, is a subtropical region of lush and well-watered valleys, washed by the warm Indian Ocean. One of the country's most popular tourist destinations, the province stretches from Port Edward in the south to the borders of Swaziland and Mozambique to the north.

History-filled towns lead to adventure sports and game viewing, along with outlets for unique arts and crafts.

### Durban and surroundings

The city of Durban, overlooking Africa's busiest seaport, is warm and inviting. It is not only South Africa's domestic tourism leader, but is also popular among visitors from throughout Africa and the rest of the world who seek a unique blend of vibrance, sophistication, cultural diversity and excitement in a beautiful setting.

The Golden Mile skirts the main beaches of the Indian Ocean. Attractions include an amusement centre, paddling pools, paved walkways and fountains.

The uShaka Marine World has a theme park, oceanarium, dolphinarium and oceanographic research institute. It is home to a wide variety of sea life, including sharks, dolphins and seals. One of its main attractions is the long lane of shops and the multitude of restaurants, especially those in the old wreck (a replica of a ship wreck in the centre of the park), and a tourism information office at its entrance.

The Durban area has more than 50 reserves, developed parks and specialised gardens, the most renowned being the Municipal Botanical Garden. Besides the botanical gardens, Mitchell Park is one of the most popular green spaces and includes an outdoor restaurant and a zoo, plus a sizeable playground for children.

MiniTown is a model city depicting Durban's best-known buildings.

Museums include the Natural History Museum, the Natural Science Museum, the Old House Museum and the Old Fort. One of the most intriguing museums is the Maritime Museum, complete with two floating ships in the harbour.

The Shree Ambalavaanar Alayam Temple (the Second River Temple) in Cato Manor was the first Hindu temple in Africa. It is a national monument.

The Juma Masjid Mosque is the largest mosque in the southern hemisphere.

Annual events in and around the city include the popular Comrades Marathon between Durban and Pietermaritzburg, an international surfing competition, the Duzi canoe marathon, the Midmar Mile and Dolphin Mile open-water swimming events, the July Handicap horse-race and the Amashova-shova cycle tour, as well as the largest road race in the country – the Spar Mercury Ladies 10-km Challenge.

Umhlanga Rocks, just north of Durban, is notable for its ski-boating facilities and the Ski-Boat Festival held every April. The KwaZulu-Natal Sharks Board offers shark dissections and interesting displays. Guided tours of the Hawaan Forest are also on offer. Hawaan is the last relic of coastal forest in the region and has rare indigenous trees.

The Umgeni River Bird Park overlooks the Umgeni River and ranks among the world's best bird sanctuaries. Walk-in aviaries hold many varieties of indigenous and exotic birds.

The maritime offices, which control the entry of ships into and out of the busiest port in Africa, are in the Millennium Town at the end of the Bluff.

### North Coast

Year-round frolicking dolphins and impressive seasonal whale migrations make the coastline between the Umdloti and the Thukela rivers aptly called the "Dolphin Coast." The rarely seen larger humpback dolphins are also found here.

Many of the first Indian immigrants settled here, and the area's markets, mosques and temples give it an authentic Eastern flavour.

Tongaat is an area where sugar was first planted in 1854. The town's Indian ambience is accentuated by two prominent Hindu temples – the Juggernath Puri and Vishwaroop temples.

Other towns along the Dolphin Coast include Shaka's Rock, Salt Rock, Ballito, Verulam, KwaDukuza, Darnall and Umdloti.

### Zululand and the Elephant Coast

Zululand's north-east quadrant – between Mozambique, Swaziland and the warm Indian Ocean – has its own unique tale to tell. This is the Elephant Coast or Maputaland, named after the mid-17th-century king who established dominion here some 200 years before King Shaka consolidated his Zulu empire to the south.

The Tembe Elephant Park in the far north is home to herds of the massive African elephant.

The Hluhluwe-Imfolozi Park is one of South Africa's largest game parks. Visitors should look out for the Big Five as well as the elusive cheetah and wild dog.

The eMakhosini Valley, birthplace of King Shaka, is known as "The Valley of Zulu Kings". A joint public-private sector project aims to preserve the culture and history of the Zulu people. This heritage park is near a nature reserve that supports the Big Five of the animal kingdom. At the eMakhosini Memorial Site, seven Zulu kings are buried.

Umgungundlovu was once the royal capital of King Dingaan and was reconstructed. The beehive huts and the layout of the original Zulu village have been reproduced. Authentic Zulu villages such as Shakaland, Kwabhekithunga Kraal, Damazulu and Stewart's Farm offer accommodation and the opportunity to experience traditional Zulu culture.

The iSimangaliso (isiZulu word meaning "miracle") Wetland Park is one of the jewels of



In October, November and December 2015, travel agents recorded a 30% to 40% growth in bookings, resulting in a sharp increase in arrivals during January 2016.

Positive growth was recorded from all regions in January 2016, with arrivals from Asia improving by a staggering 45,6% and overseas markets recording a total growth of 16,2%, compared with arrivals in January 2015.

South Africa's coastline, with a unique mosaic of ecosystems – swamps, lakes, beaches, coral reefs, wetlands, woodlands, coastal forests and grasslands – supporting diverse animal, bird and marine life.

It is South Africa's third-largest park, spanning 280 km of coastline, from the Mozambican border in the north to Mapelane, south of the St Lucia estuary, and made up of around 328 000 ha of pristine natural ecosystems – including swamps, lake systems, beaches, coral reefs, wetlands, woodlands and coastal forests.

St Lucia and its surroundings comprise a globally important wetland and have five separate ecosystems. It is a fishing and bird watching paradise, and boat trips on the lake offer opportunities for crocodile and hippo sightings. St Lucia is the only town in the world that is surrounded by a natural world heritage area.

The Kosi Bay Nature Reserve is part of the Coastal Forest Reserve between Mozambique and Sodwana Bay. The adjacent Indian Ocean provides exciting snorkelling and fishing opportunities. On offer is a four-day guided walking trail around the estuarine system.

uMkhuze is a small trade and transport centre. The Mkuze River cuts through the Ubombo Mountains before serving as a natural boundary for Zululand's popular Mkuzi Game Reserve.

The Border Cave, a site of immense archaeological interest on the border of Swaziland, now also has an interpretation centre.

Lake Sibaya is South Africa's largest natural freshwater lake, covering some 77 km<sup>2</sup>. Sibaya Lake Lodge is the first South African ecotourism development jointly owned by private enterprise and the local community.

The coral reef in the Sodwana Bay National Park attracts hundreds of scuba-divers throughout the year, and in summer, power boaters arrive for some of the best marlin fishing in the world.

### South Coast

Amanzimtoti is popular for its safe swimming beaches and a variety of fun activities and attractions for the whole family.

The Hibiscus Coast stretches between Umkomaas and the Wild Coast. Margate is the largest resort town along this coast, and is

very popular during the holidays. The Hibiscus Festival is held there in July.

The Oribi Gorge Nature Reserve encompasses forest, rivers, rapids and ravines. Birdlife, including five kingfisher species and seven eagle species, is prolific. There is also a variety of mammals and a 140-m abseil and gorge swing for adrenalin junkies.

Port Edward offers safe swimming and good fishing opportunities. Nearby, the Umthamvuna Nature Reserve is noted for its beautiful scenery, birdlife and many rare plant species.

The Shell Museum at Shelly Beach is well worth a visit. Other popular coastal towns include Port Shepstone, Ramsgate, St Michael's-on-Sea, Uvongo and Scottburgh. Nature's annual extravaganza – the unforgettable Sardine Run – strikes the South Coast around the end of June every year, when people flock to the beaches and anglers await the arrival of the game fish following the sardines.

### Pietermaritzburg and the Midlands

Pietermaritzburg has various museums, including the Msunduzi Museum that depicts the heritage of different cultural groups of KwaZulu-Natal, a replica Hindu Shiva temple and a beautiful herb garden, the Natal Museum and the Natal Steam Railway Museum, which offers steam-train rides on the second Sunday of every month. The Tatham Art Gallery is also extremely popular.

The Albert Falls Public Resort Nature Reserve and the Albert Falls Dam provide opportunities for sailing, canoeing and fishing. Bird watching, horse riding and hiking are also popular activities.

The Howick Falls are in the Nature Valley Reserve, where the river tumbles 100 m in a single fall. There are several climbing routes.

The Midlands Meander is a scenic drive between Hilton and Mooi River, with some 430 ports of call en route, ranging from art studios, potters and painters, to herb gardens and cheese makers.

Midmar Dam is zoned for yachting and power-boating. The 1 000-ha Midmar Game Park is inhabited by rhino, zebra, a wide variety of antelope species and waterfowl. The popular yearly Midmar Mile attracted 18 000 swimmers in 2013.

### Drakensberg

The mountainous "Barrier of Spears" uKhahamba-Drakensberg Park World Heritage Site, adorned with Stone Age cave paintings, forms the north-western border of KwaZulu-Natal. The entire area is a bird sanctuary,



featuring, among other species, the endangered bearded vulture. The highest concentration of walks and trails in South Africa is found here.

The uKhahlamba-Drakensberg Park consists of almost the entire Drakensberg mountain range from Bushman's Neck in the south to the Royal KwaZulu-Natal National Park in the north.

Peaks soar to over 3 000 m and are often snow-covered in winter. There are trout hatcheries in the Kamberg Reserve area and at Cathedral Peak.

Lotheni Nature Reserve is notable for its trout fishing facilities (angling permits are required). Relics of the area's history have been preserved in the Settler Museum.

The Himeville Nature Reserve has two lakes stocked with trout. The nearby Swamp Nature Reserve attracts a variety of waterfowl, including the rare wattled crane.

The Ndedema Gorge in the Mdedelelo Wilderness Area near Cathedral Peak has examples of Khoi and San art.

Sani Pass is the only road across the high escarpment between KwaZulu-Natal and the Kingdom of Lesotho. The top section is only passable in 4x4 vehicles. The Giant's Cup Hiking Trail, starting at the foot of the pass, is described as one of South Africa's finest.

Giant's Castle Game Reserve is especially known for its more than 5 000 San paintings. The Bushman Site Museum is worth a visit.

Royal Natal National Park offers many scenic highlights, including the Amphitheatre, Mont-aux-Sources and the Thukela Falls.

### Battlefields

The KwaZulu-Natal Battlefields Route has the highest concentration of battlefields and related military sites in South Africa.

The Battlefields Route starts at Estcourt, winding north through Colenso and Ladysmith to Newcastle and Volksrust, and eastwards to Utrecht, Glencoe, Dundee, Nqutu, Paulpietersburg, Vryheid, Babanango and Ulundi.

All the towns along the route have their own unique charm and range of attractions: arts and crafts, scenic hiking trails, farm resorts, Zulu culture and roadside stalls. Game viewing, natural hot springs, horse trails and watersports can also be enjoyed.

The Chelmsford Nature Reserve near Newcastle is a birdwatcher's paradise. Powerboating and carp fishing are added attractions. Game includes springbok, zebra, rhino and blesbok. Majuba Hill and O'Neill's Cottage are other interesting places to visit.

The Ladysmith Siege Museum provides insight

into the battles of Colenso, Spioenkop, Vaalkrans and Tugela Heights. Museum staff arrange guided tours to nearby battlefields such as Wagon Hill. Other attractions include the statue of Gandhi, the All Saints Church, the Soofi Mosque and the Spioenkop Dam and Nature Reserve.

Near Dundee, tourists can visit various battlefields, including Ncome-Blood River, Isandlwana, Rorke's Drift and Talana. The Talana Museum depicts various facets of the coal industry, and local Zulu, Boer and British history.

Rorke's Drift was the setting for one of the most famous battles of the war. The main attraction is the Rorke's Drift Battle Museum.

### Top-10 reasons to visit South Africa

1. **Affordable** – In South Africa, you can even afford luxury and have spending money for shopping and other treats.
2. **Natural beauty** – South Africa's scenic wonders are legendary. From Table Mountain to God's Window, the mountains, forests, coasts and deserts will soothe your soul and delight you.
3. **World-class facilities** – You will find it easy to get around, find a comfortable place to stay and have a great meal.
4. **Adventure** – South Africa is the adventure capital of the world. With over 130 adventures, there is something for everyone from mountain walks to shark-cage diving.
5. **Good weather** – In sunny South Africa with a great weather, you can enjoy the outdoors, play golf year-round and take advantage of the nearly 3 000 km coastline.
6. **Rainbow Nation** – The Rainbow Nation celebrates all its African and immigrant cultures. South Africans are known for their friendliness and hospitality.
7. **Diverse experiences** – Go almost anywhere in South Africa and experience the ultimate combination of nature, wildlife, culture, adventure, heritage and good vibe.
8. **Wildlife** – The abundant and diverse wildlife include the Big Five (African lion, African elephant, Cape buffalo, African leopard and black rhinoceros).
9. **Freedom Struggle** – Discover a nation's struggle for freedom whilst following the footsteps of Nelson Mandela, Hector Pieterse and many other celebrated revolutionaries.
10. **Responsible tourism** – In South Africa you can travel with care as you explore protected areas, contribute to social and conservation projects, and collect arts and crafts.



South Africa Yearbook 2015/16

# Transport



The Constitution identifies the legislative responsibilities of different levels of government with regard to airports, roads, traffic management and public transport. Transport is a function that is legislated and executed at all levels of government. In addition, for transport functions at national level, most of the implementation takes place in public entities that are overseen by the Department of Transport (DoT), each with a specific delivery mandate.

The 1996 *White Paper on Transport* defines the different subsectors in the transport sector. Broadly, these are the infrastructure and operations of rail, pipelines, roads, airports and harbours, as well as the cross-modal operations of public transport and freight. The DoT is responsible for the legislation and policies for all these subsectors.

The DoT's strategic goals are to:

- ensure an efficient and integrated infrastructure network that serves as a catalyst for social and economic development.
- ensure a transport sector that is safe and secure.
- improve rural access, infrastructure and mobility
- improve public transport systems
- increase the contribution of the transport sector to job creation
- increase the contribution of the transport sector to environmental protection.

Sound and solid transport infrastructure remains crucial to generating economic growth, alleviating poverty, reducing inequality and increasing domestic and international competitiveness.

Transport infrastructure and services support economic growth and development by connecting people and goods to markets. The development and maintenance of an efficient and competitive transport system is a key objective of the National Development Plan (NDP) and of Outcome 6 (an efficient, competitive and responsive economic infrastructure network) of the 2014 – 2019 Medium Term Strategic Framework (MTEF).

To support this objective over the medium term, the DoT will focus on maintaining the national and provincial road networks, upgrading rail infrastructure and services, and expanding road based public transport.

The implementation of transport functions at the national sphere takes place through public entities as well as strategies that are overseen by the department.

The DoT's effort to make transport the heartbeat of the economy continues.

The department will implement the Maritime

Transport policy to unlock the country's maritime potential and support trade imperatives.

The department was finalising the National Transport Master Plan (NATMAP). It will constitute a long-term plan to position transport as an enabler for social and economic development by rolling out infrastructure and services that respond to the needs of all South Africans and ensure the country meets its millennium development goals (MDGs).

NATMAP will focus on integrated transport planning to ensure that the different modes of transport complement each other.

NATMAP and the NDP, which sets out critical national policy goals to be achieved by 2030. Both call for implementing the user-pay principle in a manner that does not crush the working class and poor people. Within the prevailing economic climate, the fiscus alone is not able to finance the infrastructure backlog in South Africa.

## Legislation

For the cross modal functions of public transport and freight, the guiding documents are the National Land Transport Act, 2009 (Act 5 of 2009), the public transport strategy and the national freight logistics strategy.

The DoT is further guided by the following legislation and policies:

- The Transport Laws and Related matters Amendment Act, 2013 (Act 3 of 2013) aims, among other things, to amend the Cross-Border Road Transport Agency to collect toll on behalf of the South African National Roads Agency (Sanral).
- The National Land Transport Act, 2009 (Act 5 of 2009) clarifies the concurrent roles and responsibilities of the different spheres of government in relation to public transport. It also consolidates public transport planning, service delivery, regulation and monitoring in the municipal sphere, establishes the national and provincial public transport regulators, and enhances overall transport regulatory functions.
- The incorporation of the Shosholozza Meyl train service and the Autopax long-distance bus services into Passenger Rail Agency of South Africa (Prasa) was finalised in the Legal Succession to the South African Transport Services Amendment Act 2008, (Act 38 of 2008).
- The National Road Traffic Amendment Act, 2008 (Act 64 of 2008) and the Cross-Border Transport Amendment Act, 2008 (Act 12 of 2008) allow for better road-traffic enforcement and improved cross-border regulation.

- The pilot project for the implementation of the Administrative Adjudication of Road Traffic Offences (Aarto) Act, 1998 (Act 46 of 1998), a demerit point system for traffic offences, has been rolled out in the municipal areas of Tshwane and Johannesburg. The system is expected to be extended to all municipal areas following the establishment of the Road Traffic Infringement Agency (RTIA), which will administer the system.
- The Civil Aviation Act, 2009 (Act 13 of 2009), was promulgated to harmonise and rationalise safety and security legislation for aviation to ensure compliance with International Civil Aviation Organisation (ICAO) standards.
- The Air Service Licensing Amendment Act, 2008 (Act 21 of 2008), addresses corporate governance issues relating to the Air Services Licensing Council. The department plans to implement the airlift strategy and improve aviation safety and compliance with the standards set by the United States of America (USA) Federal Aviation Administration's international aviation safety assessment, and by the ICAO, an organ of the United Nations (UN).
- The Road Accident Fund (RAF) Amendment Act, 2005 (Act 19 of 2005), came into effect in August 2008 with the publication of regulations guiding, primarily, the assessment of injuries. The Act creates an equitable, affordable and sustainable system for victims of road accidents and their families. In November 2009, Cabinet approved the policy to provide benefits to road-accident victims as a form of social security and to move away from the current fault-based systems.
- The RAF (Transitional Provisions) Act 2012, (Act 15 of 2012) provides for transitional measures regarding certain categories of third parties whose claims were limited to R25 000 under the RAF Act, 1996 (Act 56 of 1996) prior to 1 August 2008.
- In May 2014, the DoT published a revised version of the Road Accident Benefit Scheme (RABS). The Bill proposed that the Road Accident Benefit Scheme Administrator replace the Road Accident Fund. The new regulations, rules and forms were drafted to enable a better understanding of how the proposed scheme would operate in practice. The RABS Bill provides for a new no-fault benefit scheme and a new Administrator called the Road Accident Benefit Scheme Administrator (RABSA), which will replace the current Road Accident Fund and compensation system administered by it. The RABS

Bill forms part of an initiative to replace the third party compensation system currently administered by the RAF with a new scheme that is reasonable, equitable, affordable and sustainable.

## Budget

Highlights of the 2015/16 financial year included transport and logistics infrastructure accounts for nearly R292 billion over the next three years.

By mid-2016, Transnet was in the process of acquiring 232 diesel locomotives for its general freight business and 100 locomotives for its coal lines. R3,7 billion was allocated to upgrade the Moloto Road, R30 billion for provincial roads maintenance, R18 billion for bus rapid transit projects in cities and refurbishment of over 1 700 Metrorail and Shosholozo Meyl coaches.

In the 2015/16 financial year, the department's budget was R53,7 billion, a 6% increase in real terms compared to the 2014/15 financial year. Government has made an unprecedented commitment to high levels of funding over the next MTEF period, with the budget expected to increase to R59,3 billion or (11%) by 2017/18.

The breakdown of the budget was as follows:

- road infrastructure at R22,7 billion
- rail at R18,3 billion
- public transport at R11,5 billion
- civil aviation at R149 million
- maritime at R111 million.

Road infrastructure damaged by disasters would be rehabilitated at a cost of R647,9 million over the medium term, through an additional allocation to supplement the reprioritisation in the provincial roads maintenance grant. Overall, spending on transfers in the Road Transport programme was expected to increase to R25,3 billion in 2017/18.

The programmes of the DoT are mainly implemented through the 13 transport public entities as well as provinces and municipalities, making transfers and subsidies the largest expenditure item in the budget.

## Role players

The DoT has established 12 public entities to deliver on certain elements of government's operational activities, namely the Airports Company South Africa (Acsa), Air Traffic and Navigation Services (ATNS), the Cross-Border Road Transport Agency (CBRTA), Prasa, the Ports Regulator, the Railway Safety Regulator (RSR), the RAF, the RTIA, the Road Traffic Management Corporation (RTMC), the South African Civil Aviation Authority (SACAA), the South African Maritime Safety Authority



(SAMSA) and Sanral. These entities report to the Minister of Transport. Commercial role players include Transnet, South African Airways (SAA) and SA Express (SAX).

### Airports Company South Africa

Acsa is regulated in terms of the Airports Company Act, 1993 (Act 44 of 1993) and the Companies Act, 1973 (Act 61 of 1973), and is listed as a schedule 2 public entity in terms of the Public Finance Management Act, 1999 (Act 1 of 1999). The company was formed to own and operate the nine principal South African airports, including the three main international gateways of OR Tambo International, Cape Town International and King Shaka International airports.

OR Tambo International Airport is the main international air gateway into South Africa and the Southern African Develop Community (SADC) region. The airport processes almost 20,4 million passengers and over 224 000 aircraft a year.

In 2016, O.R. Tambo International Airport was awarded fourth place in the Best Airport ACI-ASQ Awards for Middle East and Africa.

Cape Town International Airport in the Western Cape has developed a strong regional presence through established business networks and partnerships. It handles an annual passenger throughput of over 9,6 million people and more than 100 000 aircraft.

Cape Town International Airport was awarded second place in the Best Airport ACI-ASQ Awards for Middle East and Africa.

King Shaka International Airport, located to the north of Durban, is a greenfield handling over 4,9 million passengers and nearly 50 852 aircraft.

In 2013, 2015 and 2016, Skytrax awarded King Shaka International Airport the prestigious "Best Airport in the World Handling Under 5 Million Passengers" title. The airport was also awarded fifth place in the Best Airport ACI-ASQ Awards for Middle East and Africa.

Acsa aims to provide safe and secure services and infrastructure for passengers and airlines to transport people and goods. It plans to achieve this through the effective use of existing airport infrastructure and infrastructure improvements.

Over the MTEF period, the company plans to refurbish runways, taxiways and aprons at all airports, realign the runway at Cape Town International Airport and build additional remote aprons at OR Tambo International Airport. These investments are expected to allow for an increase in the number of aircraft arriving at airports from 278 451 in 2015/16 to 301 255 in

2018/19, and allow for more than 22,3 million passengers departing from airports operated by the company in South Africa by 2018/19.

The company employs about 3 300 personnel; this number was expected to remain constant over the medium term, although expenditure on compensation of employees was expected to increase from R989,2 billion in 2015/16 to R1,3 billion in 2018/19 at an average annual rate of 8,7%.

South Africa's complete airport network consists of 135 licensed airports, 19 military airports and up to 1 300 unlicensed aerodromes.

The following domestic interventions and expansion of its footprint around South Africa was planned for 2016/17:

- the takeover of management services of Mthatha
- the compilation of Wonderboom airport security manual
- the acquisition of additional land at R236 million for Cape Town International Airport's future expansion
- the injection of R1,3 billion into airports for refurbishment and design planning
- the creation of 25 000 jobs for terminal and runway expansion projects at Cape Town and OR Tambo International Airports.

Acsa will spend R7,6 billion on infrastructure improvements at major international airports over the next three years.

### TEXT BOX

As part of the DoT's contribution to the 2015 Nine Point Plan, with specific focus on addressing South Africa's energy challenges, Acsa and Prasa invested in the following projects:

- the 750 kilowatts George Airport solar plant, costing R16 million
- the Kimberley and Upington Airports Solar Plants, both 500 kilowatts, are completed and ready for commissioning
- planned installation of solar panels in all South African airports – which will be propelled by more investment in airport infrastructure and the finalisation of the National Airports Development Plan
- Wolmerton, one of Prasa's biggest railway depots in Gauteng after Braamfontein, houses the new rolling stock and trains that have been received as an output of the Gibela contract. In March 2016, a R23 million rand 1 MW solar plant was successfully completed to power this facility.

These projects will go a long way in contributing to the 42% target of South Africa's power needs through Renewable Energy Sources by 2030.

In September 2015, the Mafikeng Airport in the North West went back to being fully operational, with regular flights to OR Tambo International Airport and Pilanesburg Airport. This formed part of the provincial government's broader plan to reposition, rebrand and renew the province with special focus on Mahikeng as the capital city.

SA Express scheduled flights from Mahikeng to Pilanesburg and OR Tambo International Airport three times a week; on Mondays, Wednesdays and Fridays.

### Air Traffic and Navigation Services

The ATNS was established in terms of the Air Traffic and Navigation Services Act, 1993. Its mandate is to provide safe, orderly and efficient air traffic navigational and associated services to the air traffic management community. It does this on behalf of the state and in accordance with the ICAO standards and recommended practices, and the South African civil aviation regulations and technical standards.

The company's strategic goals are to:

- provide safe, efficient and cost effective air
- traffic management solutions and associated services
- expand the company footprint to cover Africa and the Indian Ocean region.

In 2015/16, the ATNS celebrated 23 years of providing safe air navigation service to 10% of the world's airspace.

ATNS has also adopted the promotion of mathematics and physical science as its flagship project, aimed at increasing the pool of potential candidates who can be attracted and trained as the Air Traffic Controllers. Since its inception in 1993, the company has renewed the majority of the national communication, navigation, surveillance and air traffic management infrastructure.

ATNS trains air traffic controllers from South Africa, Africa and the Africa-Indian Ocean area.

South Africa is one of the 36 council members of the ICAO Council, serving under Part II and is committed to regional aviation safety, security and environment issues.

### Cross-Border Road Transport Agency

The CBRTA was created to regulate cross border road transport through advising, facilitating and law enforcement.

The CBRTA is playing a major role in promoting economic development within the SADC through facilitating access to cross-border markets and improving the regulatory environment for trade and transport.

Cross-border road transport is regulated through multi- and bilateral road transport

agreements, concluded with various SADC member states and in line with the stipulations of the SADC Protocol on Transport Communication and Meteorology.

The CBRTA is positively positioned to aid the South African economy by facilitating the movement of greater numbers of goods and passengers, and harmonising standards with neighbouring countries, thus increasing the value of trade between South Africa and the SADC.

### Passenger Rail Agency of South Africa

Prasa's mandate is contained in the Legal Succession to the South African Transport Services Amendment Act, 2008.

The Act requires the agency to, at the request of the DoT, provide rail commuter services within, to and from South Africa in the public interest. In consultation with the DoT, it also provides for long-haul passenger rail and bus services within, to and from South Africa. The agency leverages off its assets to generate income, and to have due regard for key government social, economic and transport policy objectives.

The agency's strategic goals are to:

- invest in new capacity such as modern trains, signalling and telecommunications systems, infrastructure, transit-orientated developments, new generation stations, access control and other operating systems
- unlock the value of assets, such as the telecom network and the property portfolio
- effect key operational efficiencies for improved service delivery
- modernise operations in critical areas such as ticketing, cabling, booking systems and energy regeneration.
- achieve financial sustainability through improved revenue generation.

Prasa owns 2 280 km of South Africa's rail network and uses some of the 22 000 km of rail track under the control of Transnet. It has 585 train stations and a total fleet of 4 735 coaches, with an overall staff complement of 18 207.

The NDP acknowledges that the Gauteng-Durban corridor is vital to the future of the national economy, and should be designated as a national competitiveness corridor. It accounts for about 46% of gross domestic product and would build on the DoT's 2050 Vision for the Durban-Gauteng freight corridor. The corridor is to be integrated as part of the anticipated transnational Durban-Dar es Salaam corridor.

According to the NDP, by 2030, the Durban-Gauteng-Free State logistics corridor should exemplify how to strengthen and optimise

freight corridors. As the corridor that handles most of the country's high-value freight, it is the first priority. It is also the most strategic corridor to achieve a shift of freight from road to rail.

In support of this, Transnet will revive and open some key railway lines, such as the Mthata-Amabhele line, Sterkstroom-Maclear line, Cookhouse-Blaney line, Stormberg-Rossmead line, Rossmead-Klipplaat line, Klipplaat-Port Elizabeth line and Alicedale-Grahamstown line.

South Africa is improving passenger rail services by overhauling its fleet of passenger trains. This is in line with the NDP and the country's infrastructure investment plan to upgrade key infrastructure.

The planned rail upgrades will restore the sector's safety and reliability, and will not only improve the lives of commuters, but encourage the use of public transport.

Rail infrastructure investment is being prioritised to ensure it becomes the backbone of the country's passenger transport system. The Public Transport Strategy details the country's move towards a high-quality Integrated Rapid Transport Network, which includes taxis, buses and trains at its heart. Prasa will over the next 10 years acquire 600 new commuter trains (3 600 coaches); over time Prasa plans to upgrade 7 224 coaches; the delivery of trains will commence in the 2015/16 fiscal year.

The revitalisation of the passenger rail system will run parallel with the country's drive to shift the transport of freight from road to rail. Transnet is investing R205 billion in its rail infrastructure, making its freight rail division the fifth-largest in the world.

In March 2013, Transnet announced a project involves the acquisition of 1 064 locomotives – 599 electric and 465 diesel – for FFR's General Freight Business unit by 2018.

Contracts for the project have been awarded to consortiums led by four major international locomotive manufacturers – General Electric (GE), China North Rail (CNR), China South Rail (CSR) Zhuzhou Electric Locomotive and Bombardier Transportation (BT).

GE South Africa Technologies will supply 233 diesel locomotives; CNR Rolling Stock South Africa 232 diesel locomotives; CSR Zhuzhou Electric Locomotive 359 electric locomotives; and BT South Africa 240 electric locomotives.

The contracts have strict local-content requirements of 40% each, with only 70 locomotives to be internationally produced. The remainder would be produced at Transnet Engineering's Koedoespoort and Durban facilities, in Gauteng and KwaZulu-Natal respectively.

One-hundred-and-forty-eight locomotives was expected to be delivered in 2016, with 492 in 2017 and 424 in 2018.

The group asserts that the locomotives will have 55% local content, making them the "most African" locomotives of their kind.

In total, the localisation elements are expected to contribute over R90 billion to the economy and create about 30 000 jobs.

Furthermore, as part of the revitalisation of the passenger rail system, operational subsidies of R13,5 billion for Metrorail and Shosholoza Meyl would be transferred to Prasa over the medium term. This would subsidise over 500 million passenger trips per year in 6 metropolitan cities, and 700 000 long-distance passengers.

Government will be spending in the region of R51 billion on new rail rolling stock and R4 billion on new hybrid locomotives in the next five-year period. To date, Prasa has taken delivery of 13 of the 70 new locomotives.

The DoT's intensive rail modernisation programme provides uncontested evidence of unprecedented potential job opportunities, localisation and industrialisation.

This is done with strong and developmental variables, such as the inclusion of women, youth and people living with disabilities.

Led by Prasa, the rail modernisation programme is poised to deliver the following tangibles:

- A R13,5-billion subsidy in the medium term for Shosholoza Meyl and Metrorail, with major spin-offs of 500 million passenger trips in six metro areas, and 700 000 long-distance passengers
- the construction of a more than R1-billion train manufacturing factory in Nigel, employing about 1 500 people, 99% of whom are South Africans, 85% historically disadvantaged individuals and 25% women
- the replacement of obsolete signalling and development of new signals at a cost of R13,2 billion, which will greatly improve safety and make rail transportation an experience to cherish
- this signalling programme translates into 762 jobs, with another 150 for engineers and artisans
- the Gauteng nerve centre in Kaalfontein, which was handed over in October 2015, will act as the signalling control hub of Prasa's passenger rail network in Gauteng
- some 1 000 jobs from the Motherwell and another 325 from the Greenview-Piensaarspoort rail extensions
- a further 2004 jobs from Metrorail and a

1 005 more from Shosholozza Meyl improved services and station upgrades.

### National Ports Regulator

The NPR was established in terms of the National Ports Act, 2005 (Act 12 of 2005).

Its primary function is the economic regulation of the ports system, in line with government's strategic objectives to promote equity of access to ports and to monitor the activities of the Transnet National Ports Authority (TNPA).

In accordance with this mandate, the NPR performs certain functions and activities including:

- regulation of pricing and other aspects of economic regulation
- promotion of equity of access to ports facilities and services
- monitoring the industry's compliance with the regulatory framework
- hearing any complaints and appeals lodged with it.

In addition, the NPR is a key component of the ports regulatory architecture envisaged in the National Commercial Ports Policy.

The TNPA is the largest port authority in Africa. It owns and manages ports at Richards Bay, Durban, East London, Port Elizabeth, Mossel Bay, Cape Town, Saldanha and Ngqura.

The TNPA provides suitable infrastructure as a conduit for the country's imports and exports. Besides being the port landlord, it also has a control function, which includes:

- providing vessel-traffic control and navigational aids
- licensing and leasing terminals to operators
- monitoring the performance of port operators
- ensuring the orderly, efficient and reliable transfer of cargo and passengers between sea and land.

Based on the White Paper on the National Commercial Ports Policy (2002), the vision for South African ports is to become a system of ports, seamlessly integrated in the logistics network, that is jointly and individually self-sustainable.

The NPR functions with certain statutory and non-statutory committees that concentrate on aspects of its mandates. The NPR is an independent regulator, within the context of the prevailing policy and regulatory framework and it is funded by fiscal allocation from national government.

### Railway Safety Regulator

The Railway Safety Regulator is the custodian of railway safety in South Africa.

Its function includes:

- issuing and managing safety permits
- conducting inspections and audits
- investigating railway accidents
- developing regulations, safety standards and related documents which form the basis of the regulatory regime
- issuing notices of non-conformance and non-compliance
- imposing penalties for non-compliance with the Act and safety standards adopted by the board of directors of the RSR.

The RSR is central to the safety of both passengers and the environment in the railway industry, and to that end has taken a bold stand to adopt the vision "Aspiring to achieve Zero Occurrences". While collisions still remain a challenge, in 2015/16 the number of collisions between trains declined by 44% from 2014/15

### Road Safety and Road Accident Fund

With road safety being a challenge, the department is working on education, engineering and awareness campaigns to reduce the carnage on South African roads. Fatalities and critical injuries mean more claims against the RAF. As government continues to shape the basis for its CSSS plans, there is an increased need for the RAF to fulfil its socio-economic mandate, while remaining financially sustainable, and being a customer-centric organisation.

The mandate of the RAF is derived from the RAF Act of 1996 as the payment of compensation for loss or damage wrongfully caused by the driving of motor vehicles in South Africa. The socio-economic mandate of the fund is to reintegrate victims of road accidents into society from a health and economic perspective, and to protect wrongdoers and their families from financial ruin. The fund delivers on this mandate by:

- paying the medical and related costs required to restore road accident victims to health
- compensating the victim/s or their dependants for income or support lost as a result of the accident
- indemnifying the wrongdoer from liability
- paying general damages in instances where

The Chekicoast annual road safety arts competition hosted by the South African National Roads Agency Limited (SANRAL) aims to encourage learners to think about road safety and to express their thoughts on responsible road behaviour through creativity. The competition is part of SANRAL's broader awareness programme to stimulate awareness and influence safe behaviour at an early age. (DoT)

a person suffers a serious injury in a road traffic accident

- paying funeral expenses to families when a person dies as a result of a road traffic accident.

The fund's strategic goals over the medium term are to:

- develop a legislative dispensation that is aligned with the principles of social security
- ensure that the organisation is solvent, liquid and sustainable by 2020
- ensure that the organisation is customer centric, operationally effective and efficient by 2017.

The key objectives of the RAF Road Safety Strategy are to reduce the high rate of road accidents by becoming proactively involved in activities aimed at addressing road-safety behaviour and promoting road-safety principles and effective law enforcement. The RAF's Road Safety Strategy also creates a platform to support the RAF core business, since post-crash care is one of the pillars prescribed by the Global Road Safety Commission. It aims to:

- increase awareness of the RAF's business and service offering by conducting ongoing campaigns
- create a platform for all transport industry stakeholders to assist the victims of road accidents and their family members
- enhance the overall business strategy by identifying key stakeholder groups and developing effective stakeholder engagement channels to reach target audiences in a proactive manner.

The RABS Bill, which provides for the establishment of a new administrator, the Road Accident Benefit Scheme Administrator (RABSA), to replace the current RAF, was published for public comment in 2016. Consultations sessions were held throughout the country with various stakeholders. The Bill proposes a comprehensive social security safety net scheme that is not fault-based.

It will allow expanded access to much needed benefits to road users. These include the public and private transport passengers; widows,

**I**n 2015, the Road Traffic Management Corporation (RTMC) sent 160 traffic officers "back to school" to improve road safety and the quality of traffic officers who enforce the law on South Africa's roads.

The four-month up-skilling programme was held in Heidelberg in Gauteng and focused on critical skills such as the examination of vehicles, the law, advanced driving, firearm handling and communications, among other things.

The officers had their first certification ceremony in December 2015.

orphans and many other dependants, previously and currently excluded by virtue of fault.

### Road Traffic Infringement Agency

The RTIA mandate is predicated on the objective of decriminalising road traffic infringements and dealing with them through administrative justice processes, thereby freeing the courts to deal with more serious crimes, including excessive speeding and driving under the influence.

The RTIA's objectives include:

- administering the procedures to discourage the contravention of road traffic laws and to execute the adjudication of infringements
- enforcing penalties imposed against people contravening road traffic laws
- providing specialised prosecution support services
- undertaking community education and community awareness programmes to ensure that individuals understand their rights and options.

The pursuit of this mandate entails the management and rollout of the Aarto Act, 1998, which includes the implementation of the driver points demerit system and rehabilitation programmes.

In 2016, the RTIA underwent a rebranding process to reposition itself as a unique major player and an independent adjudicator of traffic infringements. The new corporate brand will formalise the RTIA as the home of the Aarto system, where motorists are educated and empowered on how to query and manage their Infringements.

In 2015, Cabinet approved the introduction of the Aarto Amendment Bill, which amends the Aarto Act, 1998. The Aarto Amendment Bill aims to increase the efficiencies of the Aarto process that will address shortcomings that were identified in the pilot sites, thereby paving the way for a smooth national final rollout process.

The introduction of the Aarto Act, 1998 and the points demerit system is aimed at inducing voluntary compliance to road traffic laws on the country's roads. This process further requires active involvement of motorists in dealing with outstanding traffic infringements.

### Road Traffic Management Corporation

The RTMC is responsible for coordinating road-traffic management across the three spheres of government. The core mandate of the corporation is to improve traffic-law compliance and reduce road fatalities.

In line with the UN MDGs and the Moscow



Declaration on Road Safety in 2009, which calls for a Decade of Action for Road Safety, the corporation set itself goals over the medium term to reduce the road fatality rate by 25%. This objective would be achieved by:

- enforcing driver and vehicle fitness requirements
- coordinating effective prosecution of moving traffic violations
- implementing the national traffic law enforcement code.

The RTMC's Road Safety Advisory Council was launched in June 2015.

The council will meet quarterly to provide inputs into the strategic direction, oversight and critical assessment of proposed road safety initiatives and campaigns.

It's aim is to:

- identify policy needs, engineering, public education, enforcement and community engagements measures to deliver:
  - safer roads
  - safer travel speeds
  - safer vehicles
  - safer drivers
  - overall safe road users
- recommend to the CEO of the RTMC, the Shareholders Committee and relevant bodies the process that should be taken to implement those measures
- evaluate the effectiveness of those measures
- report to the CEO of the RTMC on its operations and achievements.

As signatories to the UN Decade of Action on Road Safety, the RTMC rolled out the following interventions in 2016:

- the National Road Safety Strategy
- the traffic officers training programme
- the harmonisation of traffic law enforcement
- the anti-corruption programme.

In addition, a series of Provincial Youth Summits on Road Safety was implemented in May 2016, culminating in a National Youth Summit on Road

Safety in June 2016, when all these provincial commitments was consolidated into a national programme. This progressive youth formation led to a social media movement where the phrase “#BeingSafelsCool” was coined.

### South African Civil Aviation Authority

SACAA is mandated with controlling, promoting, regulating, supporting, developing, enforcing and continuously improving levels of safety and security throughout the civil aviation industry.

SACAA presented the revised Cross-Functional Accident Reduction Plan (CFARP) aimed at reducing accidents in the general aviation sector, in a coordinated manner.

The new CFARP features the following:

- in-depth statistics gathered, however a number of accident investigations remain open to complete the analysis.
- although not yet comprehensive, industry activity is being captured by the SACAA to inform future strategies
- expanded scope of stakeholder consultation prior to the finalisation of the strategy
- more in-depth experience in dealing with accidents

The revised CFARP still seeks to improve pilot competency development within the training environment with the authority intensifying its oversight role over pilot training schools.

Additionally, SACAA is considering the introduction of a standardised induction programme for all student pilots. The induction would ensure appropriate induction of prospective pilots, leading to the adoption of positive attitudes and discipline.

### South African Maritime Safety Authority

SAMSA and the DoT are working on mobilising the maritime sector, organising its industries and drawing the attention towards what the sector can contribute to the achievement of government's social and economic goals.

SAMSA has successfully pulled together elements of the sector and created a cohesive sense of the boundaries and drivers of the country's performance, with regional and international positioning options.

The maritime economic sector is of central and strategic importance to the National Growth Path (NGP), the BRICS bloc and South Africa's influential role within the African Union (AU), India-Brazil-South Africa bloc and the SADC.

The widening trade balance is to no small measure because of a lack of focus on shipping logistics and maritime transport. South Africa is the only country in all these partnerships that

In July 2015, the South African Civil Aviation Authority issued the first pilot's licence for remotely piloted aircraft systems (RPAS).

Nicole Swart became the first person in South Africa, Africa and in most parts of the world to receive such a licence, as many countries are still striving to come up with regulations to administer RPAS.

RPAS are aircrafts that can fly without a pilot on board and come in all sorts of shapes and sizes. RPAS can be controlled remotely by an individual on the ground or from another aircraft. Traditionally, remotely piloted aircraft systems were used primarily in military operations; however, they can also be used for many other purposes outside of the military.

The Vulindlel'eJozi programme launched in June 2015, in partnership with Samsa and Operation Phakisa, is designed to empower the youth with entry-level job training and placement in various sectors, online further education and entrepreneurship skills development.

By April 2016, 15 124 young people had directly benefited from various opportunities created through the Vulindlel'eJozi programme.

At the same time, the programme also opened doors to maritime career opportunities for 10 Orange Farm youths, who will pursue career skills development in maritime economic sector jobs such as fishing, ship-building, marine conservation, cargo handling or the leisure sector.

The 10 youths had reached the final stages of training in swimming and hospitality under the Vulindlel'eJozi programme and had already been through comprehensive medical examinations and a series of interviews with MSC Cruises – one of the most prestigious operators in the world.

The aim was to expand opportunities to as many as 200 000 youths.

has no focused shipping and maritime transport sector policy and strategy and owns no ships.

By August 2015, three cargo vessels were sailing the country's flag, while the applications for an additional 12 ships was under consideration.

The increase in South Africa's registered commercial cargo vessels is a strategic move to expand both training opportunities for the country cadets as well as business trade opportunities. Through SAMSAs the department continued investing in intelligent surveillance breakthrough technologies in ship tracking and maritime traffic management.

In the two years since the launch of Operation Phakisa, the country increased its focus on the opportunities provided by its more 3 000 km of coastline.

SAMSAs struck a partnership with the Nelson Mandela Metropolitan University and the Department of Higher Education in a National Cadetship Programme. This has resulted in 124 cadets being placed on 18 partner vessels.

### South African National Roads Agency Limited

South Africa has the tenth largest road network in the world – 750 000 km. Sanral is responsible for the national road network, which is 21 403 km.

Out of these, 18 283 km (85%) are non-toll roads and 3 120 km (15%) are toll roads.

Sanral's main strategic goal is to provide effective strategic road infrastructure to facilitate development, commerce, mobility and access.

Its functions include:

- being responsible for proclaimed national roads

- maintaining, upgrading, operating, rehabilitating and funding the national roads
- levying tolls to service toll roads
- managing concessionaires
- advising the Minister of Transport on road-related matters
- creating public value.

Sanral was allocated R1,4 billion over the medium term in terms of toll roads. R27,4 billion was allocated to strengthen and improve the national non-toll-road network.

Sanral's biggest project in 2016 was the Moloto Road/R573 development – a short- to medium-term road upgrade plan at a cost of R3,7 billion.

Other projects for 2015/16 included the following:

- the commencement of road construction of the N2 Wild Coast, from East London to Mtamvuna, with seven medium to big bridges and two mega bridges
- an Environmental Impact Assessment of the N3 De Beers Corridor to explore other alternative engineering solutions to protect and grow the economic viability of Harrismith and surrounding areas
- the construction of N1/N2 Toll Highway, which created an 5 000 jobs, 72% thereof in the low-income stream, with 600 direct jobs yearly, and 80% maintenance work for local sub-contractors
- the Ventersburg-Hofontein N1 upgrade, costing R600 million
- rehabilitation of the N1 Hofontein-Kroonstad interchange at a cost of R560 million, for completion in February 2018
- a R422-million Umdloti-Tongaat interchange, which employed 334 locals at R46,5 million, trained 90 locals at R117 million, and gave opportunities to 12 black owned SMMEs to the value of R53 million.

One of the highlights of 2016 was the completion

History was made in 2016 in South Africa with the successful qualification of the country's first three black women as commercial cargo vessel Master Mariners or Ship Captains.

Tshepo Motloutsi, Thembela Taboshe and Pretty Molefe received their colours as Master Mariners in March and April 2016, respectively.

A Master Mariner or Ship Captain is the professional qualification required for someone to serve as the person in charge or person in command of a vessel of more than 3 000 gross tons.

Captains Motloutsi and Taboshe were at the time employed by the South African Maritime Safety Authority as ship surveyors in Durban, while Captain Molefe was with the National Ports Authority.

Sanral received among the highest accolades awarded by the South African Institution for Civil Engineering (SAICE) for two major road development projects in KwaZulu-Natal.

The Umgeni Road Interchange upgrade project included the building of four new road bridges and two pedestrian bridges, the widening of Umgeni Road/M19 and the construction of ramps on to the freeway.

The Umgeni project won the top accolade given by the KwaZulu-Natal branch of SAICE and the prestigious Fulton Award from the Concrete Society of Southern Africa.

The Candella Road Project was celebrated by SAICE in the Transportation category. The project formed part of Sanral's "green roads" initiative, designed to reduce the long-term environmental impact of road construction.

of the N7 upgrade between Vanrhynsdorp and Citrusdal.

This 133-km stretch of road is a key section of the N7, the major economic artery serving the West Coast, parts of the Northern Cape and Namaqualand (and linking South Africa and its northern neighbour Namibia) and was completed at the end of 2015.

The upgrade is part of a phased approach to the improvement of the N7, stretching from Vanrhynsdorp in the north as far south as Melkbosstrand. It should be completed in 2017 at an estimated total investment of R4,3 billion.

Major improvements included the widening of the road from 6,6 m to 12,4 m.

Some 440 jobs were created, of which 120 are permanent and 320 were temporary. An amount of R240 00 was invested in the training of 267 workers.

## Transnet Limited

Transnet is a focused freight-transport and logistics company wholly owned by the South African Government.

It comprises the following operating divisions:

- Transnet Freight Rail
- Transnet Rail Engineering
- Transnet Port Terminals
- Transnet Pipelines
- TNPA.

In 2014, Transnet and the South African coal unit of the mining company BHP Billiton agreed to a 10-year contract to export coal by rail. The agreement with BHP was a massive boost for Transnet's capacity expansion programmes on the export coal line. The agreement enabled Transnet to add nearly 10 Mt in capacity on the line, from an initial 73 Mt to 81 Mt over the next seven years. The agreement equates to a contract value of approximately R2,4 billion a year and R24 billion over the 10-year period.

In 2014, Transnet announced plans to

acquisition 1 064 locomotives from four original equipment manufacturers, including General Electric. An initial funding guarantee of R6-billion was obtained from USA export credit agency, US-Exim for the funding of diesel locomotives the company is buying from General Electric (GE). This was a massive thumbs-up from the international investor community, affirming Transnet's creditworthiness and South Africa's attractiveness as an investment destination. The guarantee is mainly intended for GE's share of the locomotives – which is 233 locomotives as well as other acquisitions from the manufacturer.

The locomotives are part of Transnet's locomotive fleet renewal programme – a key element of the company's seven-year R312 billion investment programme.

In March 2015, Transnet announced a combined R13-billion funding for the locomotive acquisition programme. The funding was raised in two agreements with various financial institutions in the country as well as others from Canada and the USA. In the same month, Transnet completed assembling 95 electrical locomotives as part of its long-term fleet renewal programme. Eighty-five of the locomotives were assembled in South Africa.

At least 65% of the R2,7-billion contract value of the project had been committed to local supplier development. A total of 190 people were trained in China and 260 were employed in assembling the locomotives.

In June 2015, it was announced that the China Development Bank would provide a \$2,5 billion (R30 billion) loan facility to Transnet to fund the acquisition of locomotives from China South Railway and China North Railway. The acquisition of locomotives from China South Rail and China North Rail forms part of the locomotive acquisition programme.

The two Chinese locomotive original equipment manufacturing companies would be responsible for delivering 591 locomotives over the next four years.

Also in June 2015, Transnet signed a R2,8 billion loan with Germany's KfW Development Bank to fund part of the locomotive acquisition programme. The proceeds of the loan will fund the acquisition of 240 electric locomotives Transnet will build with Bombardier in its manufacturing facilities in Durban, KwaZulu-Natal.

## South African Airways

SAA is the leading carrier in Africa, serving 26 destinations across the continent, as well as major destinations within South Africa and

internationally from its Johannesburg hub at OR Tambo International Airport and is a member of the largest international airline network, Star Alliance.

SAA's core business is the provision of passenger airline and cargo transport services together with related services, which are provided through SAA and its four wholly owned subsidiaries: SAA Technical; Mango, its low-cost carrier; Air Chefs, the catering entity of SAA; and South African Travel Centre.

SAA's long-term Turnaround Strategy is a three-phase implementation approach with continuous and cyclical monitoring and review over a 20-year period.

One of the key elements of the strategy was increased focus and emphasis on governance and accountability. SAA believes these will go a long way in restoring the airline's reputation in the global markets and among its stakeholders.

This makes SAA one of the world's leading carriers in the areas of environmental responsibility and sustainability.

In January 2015, the SAA became the first airline globally to install the Satellite Authorisation System (SatAuth) that allows for secure credit-card transactions anywhere in the skies.

SAA installed the device on one of its Airbus A340-300 aircraft at the SAAT maintenance facility in Kempton Park, Johannesburg.

The system also provides pin-point accurate aircraft tracking services for operational purposes. It will allow for secure credit card transactions at any point and real-time positioning of any flight, anywhere, impacting fuel saving interventions in-flight as well as providing full visibility of actual flight paths versus planned routing at any time. SatAuth, the first product of its kind, was developed in South Africa.

SAA is planning to install SatAuth across its entire long-haul fleet over time.

In January 2015, the Minister of Finance approved an additional guarantee of R6,488 billion for SAA, taking the total guarantees granted to the airline to R14,4 billion.

In May 2015, SAA signed a MoU with the Department of Trade and Industry to develop and support inclusive supplier sourcing and procurement. Successful implementation of the three-year SAA Supplier Development Programme will see up to 50% of all consumable supplies sourced from empowered enterprises by the end of 2018.

### SA Express

SAX is a domestic and regional passenger and cargo carrier established on 24 April 1994.

Although the airline is operationally independent of SAA, its flights are incorporated within the strategic alliance with Airlink and SAA.

SAX became the first airline in the country to adopt a new method of taxiing after landing that burns less fuel and cuts fuel emissions.

This simple but unusual method of using only one engine to taxi off the runway to the terminal after landing, cuts the amount of fuel burned by an average of 20 ℓ on every landing.

A flight from Johannesburg to Bloemfontein typically uses 1 000 ℓ of fuel, so saving 20 ℓ is a reduction of 2%, helping the airline to become more cost-efficient.

### Programmes and projects Road Transport Management System (RTMS)

The RTMS is an industry-led voluntary self-regulation scheme that encourages consignees, consignors and road transporters to implement a management system that preserves road infrastructure, improves road safety and increases productivity of the logistics value chain. This scheme also supports the Department of Transport's National Freight Logistics Strategy.

The system's key components are load optimisation, driver wellness, vehicle maintenance and productivity. It is designed to show transport companies how to take greater corporate responsibility for road safety.

A national RTMS steering committee is responsible for the promotion and administration of the RTMS in South Africa. It comprises individuals representing major industries and aligned stakeholders within the country.

Road safety and road infrastructure are public concerns subject to strict regulation by government. Overregulation, road deterioration and high accident rates pose a significant threat to the long-term sustainability and global competitiveness of the road logistics value chain.

This prompted users of road haulage (consignors and consignees) and providers of road haulage (hauliers) to jointly develop strategies aimed at protecting the road network, improving road safety and transport productivity for the benefit of the country's citizens and the industry itself.

The RTMS is a self-regulating scheme with standard rules that aim to become the business norm, supporting the principles of good corporate governance and ensuring that no one gains an unfair advantage by poor compliance to transport regulations.

Furthermore, industry recognises its critical role in the economy's growth. Efficient movement of

goods between a country's centres of production and its shipping ports boosts competitiveness in international markets.

### National Transport Master Plan

The long-term vision of NATMAP 2050 is to sustain South Africa's projected growth and focus on integrated transport planning to ensure that the different modes of transport complement each other.

Government policies, plans and programmes, including the NDP and the NGP, enjoin the nation to create a social contract to help propel South Africa to a higher developmental trajectory, as well as build a more cohesive and equitable society.

The transport sector is critical to realising the implementation of the 2030 vision of advanced economic development, job creation, growth, and provision of equitable access to opportunities and services for all, while fostering an inclusive society and economy.

### Public Transport Strategy

South Africa is on its way to becoming the first country in Africa to have rapid public transport networks. Such networks will not only change the face of the country, but will boost economic development, job creation and tourism.

South Africa's Public Transport Strategy, which comprises a multibillion rand transport infrastructure plan, is set to entirely reshape travel in South Africa. At the core of the plan is a high-quality integrated mass rapid public transport network that includes rail, taxi and bus services. The strategy aims to accelerate the improvement in public transport by establishing integrated rapid public transport networks (IRPTNs), which will introduce priority rail corridors and Bus Rapid Transport (BRT) systems in cities.

The Public Transport Strategy is expected to improve public transport services for more than half the country's population.

The long-term goal of the strategy is to have 85% of a metropolitan city's population within 1 km of the network, and provide a transport service that is clean, comfortable, reliable, fast, secure, safe and affordable.

As part of government's commitment towards rural development, the S'hamba Sonke Programme addresses road maintenance on secondary roads and rural roads, with particular emphasis on repairing potholes, using labour-intensive methods of construction and maintenance.

### Electronic National Traffic Information System (eNaTIS)

eNaTIS provides for the registration and licensing of vehicles. It manages and records applications for and authorisation of driving and learner's licences.

It is also a law-enforcement tool used to ensure that the details of stolen vehicles are circulated and prevents irregular and fraudulent re-registration of such vehicles.

The system delineates the lifecycle of a vehicle, from the factory floor to the scrap yard.

It is compulsory for all new motor vehicles and motor vehicles requiring a police clearance to be microdotted. The registration of a motor vehicle introduced onto the eNaTIS by the manufacturer, importer or builder is only allowed if the microdot information was loaded onto the system.

The DoT and the South African Police Service (SAPS) would enforce the requirements through eNaTIS.

In November 2016, the Constitutional Court ordered control of the eNatis Traffic Management System be handed over to the RTMC.

### S'hamba Sonke Road Maintenance Project

The S'hamba Sonke (meaning "walking together") programme was launched by the DoT in 2011 to address the backlog in road repairs. The programme, through the Provincial Roads Maintenance Grant, consists of three budget components. The largest enables provinces to expand their maintenance activities. The other components allow provinces to repair roads damaged by floods and cover the cost of rehabilitation work created by coal haulage activities in Mpumalanga and Gauteng.

A new formula to allocate funds is being applied to all provinces. It is based on extent; condition; topography; road traffic and weather conditions. These factors reflect the different costs of maintaining road networks in each province.

The grant has an allocation of R27,6 billion over the MTEF, of which R9,8 billion was allocated in 2015/16.

The DoT, through the Rural Roads Asset Management Systems grant, supports local government in improving the planning and budgeting of rural roads infrastructure. The grant funds the collection of accurate data on the condition and usage of rural roads in line with the Road Infrastructure Strategic Framework.

### Scholar transport

In recognition of the challenges confronting learners who attend school far away from their



The lives of 1 500 learners in Westonaria Local Municipality area were changed for the better on 25 June 2015 when Gauteng Department of Roads and Transport MEC Ismail Vadi accompanied by Westonaria Executive Mayor, Councilor Nonkoliso handed over bicycles to pupils who live more than 4 km away from their respective schools as part of the Shova Kalula National Bicycle Programme.

homes, Cabinet approved the Learner Transport Policy in May 2015.

In May 2015, Cabinet approved the Learner Transport Policy. Its aims are to:

- improve access to quality education by providing safe, decent, effective, and integrated sustainable learner transport
- improve access to quality education through a co-ordinated and aligned transport system
- improve planning and implementation of an integrated learner transport service
- manage and oversee the implementation of an integrated learner transport service
- ensure an effective management of learner transport system
- provide for a safe and secure transport environment for learners through co-operation and collaboration with law enforcement authorities.
- improve access to quality education by providing safe, decent, effective, and integrated sustainable learner transport;
- improve access to quality education through a coordinated and aligned transport system;
- improve planning and implementation of an integrated learner transport service;
- manage and oversee the implementation of an integrated learner transport service;
- ensure an effective management of learner transport system; and
- provide for a safe and secure transport environment for learners through co-operation and collaboration with law enforcement authorities.

The 2015/16 budget for the programme was R2,3 billion.

### Non-motorised transport

The promotion of NMT is mainly aimed at increasing transport mobility and accessibility, mainly in rural areas. The DoT has broadened its Shova Kalula Project into a more comprehensive NMT undertaking that incorporates, among other things, cycling and animal-drawn carts.

The Shova Kalula (“Pedal Easy”) National Bicycle Programme aims to improve mobility and access to basic needs as well as social and economic opportunities for people especially in rural, remote and poorly resourced areas,

including learners. Since the introduction of Shova Kalula, the DoT, in partnership with provinces, municipalities and private sector, has distributed more than 177 310 bicycles to destitute learners, who travel long distances to their respective schools.

The project forms part of government’s action programme and is expected to contribute to its antipoverty strategy and second-economy interventions. It is believed that these initiatives improve rural communities’ mobility and access to economic opportunities.

The department aimed to distribute a million bicycles countrywide by 2015.

The Shova Kalula Project also incorporates microbusinesses, which sell, repair and maintain bicycles to ensure the project’s sustainability.

In February 2016, Department of Environmental Affairs and KfW German Development Bank launched the Second Phase of the Non-Motorised Transport Programme as part of South Africa’s National Climate Change Response Policy, which sets the country’s vision for an effective climate change response and the long-term transition to a climate resilient and low-carbon economy and society.

Phase 1 of the programme was initiated in 2011 and focused on developing bicycle routes, parking facilities and rental stations with a view to promote non-motorised transport. The outcome is to reduce carbon emissions, improve air quality; and advocate behavioural change towards a cleaner healthier lifestyle.

Given the success of Phase 1, the DEA secured a grant of €5 million to finance a five-year NMT Phase 2 from KfW Development Bank, within the framework of the German-South African bi-national Financial Cooperation.

Phase 2 will comprise of the extension of the existing bicycle networks, to contribute towards efficient intermodal transportation networks within the cities. It will further include associated services such as the promotion of SMME development through the establishment of bicycle empowerment centres.

### Taxi Recapitalisation Programme

The TRP is an intervention by government to bring about safe, effective, reliable, affordable and accessible taxi operations by introducing new taxi vehicles designed to undertake public transport functions in the taxi industry.

The TRP is not only about scrapping old taxi vehicles, but also about how best to help operators to benefit constructively through empowerment. The compulsory requirements

are also meant to ensure passenger comfort.

Through the TRP, government has ensured the following changes:

- introduction of safety requirements for passengers
- comfort for passengers by insisting on the size and number of seats
- promotion of accessibility on the size and number of seats
- branding and colour coding of taxi vehicles so that legal taxis can be identified and differentiated from illegal ones, and so that members of the public can easily identify a taxi vehicle.

By June 2015, the DoT had scrapped 61 254 old taxis with a total payment of R3,4 billion for scrapping allowances.

## Resources

### Roads

#### National roads

Government is responsible for overall policy, while Sanral is responsible for road-building and maintenance.

The DoT continues to improve the road network by ensuring that it is well maintained and safe.

A new national roads plan was developed, acknowledging the importance of roads to the economy.

Between 2010 and 2015, R75 billion was allocated for road infrastructure, maintenance and upgrading; with an additional R3 billion budgeted for Extended Public Works Programme access roads, to alleviate traffic congestion.

As part of rural development, roads in five rural development nodes – Magaliesburg, Winterveld, Hammanskraal, Rust de Winter and Bantu Bonke – were upgraded.

#### Provincial roads

Provincial governments are responsible for planning, constructing and maintaining roads and bridges, except those falling under Sanral or local governments. The DoT helps provincial and local governments to improve and develop the state of their roads.

In 2016, the provincial roads maintenance grant allocated R32,5 billion to rehabilitate road infrastructure.

#### Municipal roads

The construction and maintenance of most roads and streets within the municipal boundaries of cities and towns is the responsibility of the municipality concerned.

### Toll roads

The toll-road network comprises about 19% (3 120 km) of the national road grid. Sanral manages some 1 832 km of these toll roads.

In its endeavour to continue the expansion and maintenance of the comprehensive national road network, Sanral will continue the selective expansion of toll roads.

About 1 288 km of the tolled sections of national roads have been concessioned to private companies to develop, operate and maintain.

In March 2016, the upgraded N12 freeway was reopened. The freeway was upgraded at a cost of R485 million. It entailed the rehabilitation and upgrading of the N12 from Eldorado Park to the North West border, with the entire section of the road developed into a dual carriageway.

The 20-month long project involved the resurfacing of the freeway, clearing of drainage structures, replacing missing steel grids, reinstatement of road markings, erecting new road signs and replacing guard rails.

The N12 freeway serves as a critical freight link between Gauteng and the North West Province, including the Western Cape. It also services the mining, agriculture and tourism sectors.

The project had a strong economic empowerment component with over 350 workers, particularly women and youth, as well as more than 20 local sub-contractors from communities which are near the route.

In mid-2016, the N2 Wild Coast Toll Road Project announced a revised route, spanning 410 km from East London to the Mtamvuna River Bridge.

The greenfields portion of the road will be a 112-km stretch between Ndwalane outside Port St Johns and the Mtamvuna River between Mzamba and Port Edward. It will include two mega-bridges over the Mtentu and Msikaba River gorges. The cost of building these bridges will be about R3,5-billion and construction was scheduled to begin in 2017. Construction of roads to the bridge sites would start in later 2016. Also included in the project are seven other major bridges, three interchange bridges and new roads. Construction on the greenfields portion of the road should start in the second half of 2018.

By mid-2016, the R396-million, 80-km upgrade of the N1 highway between Pretoria and Bela-Bela was 80% complete.

The project is scheduled for completion by the end of 2017, with R123 million to be spent in the final phase. The upgrade would increase the design life of the road by ten years.

Bakwena is also fully rebuilding 167 km of single carriageway on the N4 between Rustenburg and the Lobatse border post between Botswana and South Africa. The project has a budget of R1,22 billion. Work is scheduled to be completed by mid-2018.

Other upgrades on the 395 km of network under Bakwena's control include adding 70 km of dual carriageway on the N4 between Pretoria and Rustenburg in a R1.5-billion project. Bakwena has already added 35 km of dual carriageway on the N4, with the upgrade to be completed by 2020/21.

Bakwena is also spending R230-million on selected plaza and interchange upgrades.

## Rail

### Gautrain

The Gautrain is an 80 km-long mass rapid transit railway system that links Johannesburg, Pretoria and OR Tambo International Airport.

It was built to relieve traffic congestion in the Johannesburg-Pretoria traffic corridor and offer commuters a viable alternative to road transport, as Johannesburg had limited public transport infrastructure.

In October 2013, the Gautrain Management Agency proposed the development of seven new rapid rail routes along identified "high-mobility corridors" in Gauteng, which will be promulgated under the province's 25-year Integrated Transport Master Plan.

The proposed extensions, would include a link from the existing Sandton station to Randburg; a link from Ruimsig to the Samrand station; a link from the Samrand station to Tshwane East; a link from Rhodesfield to the East Rand Mall; a link from Naledi to Ruimsig; and a link from Mamelodi to Tshwane East.

The possible rapid rail extensions follow from the Gauteng 25-Year Integrated Transport Master Plan. This plan will ensure integration of transport with spatial patterns as well as the integration between various transport modes to transport people effectively.

The Gautrain ferries 52 000 people a day (including weekends) or 1,2 million people a year.

The Gautrain celebrated its fifth anniversary in June 2015. It had reached a milestone of 50-million passenger trips over the five years, as well as 300 000 train trips and an approximate 1,5-million bus trips.

Future plans were announced that included about 200 km of new railway line and 18 new stations. Among these are new tracks between Mamelodi, in the east of Pretoria, and Soweto, in the south-west of Johannesburg.

In February 2016, Johannesburg launched an EcoMobility World Festival, which led to an increase of 7,7% in the number of passengers travelling on the Gautrain.

On the first day of the festival, the Gautrain recorded its highest Monday passenger trip count with an average of 60 120 passengers using the service on the day, compared to the normal 55 800 average Monday passenger trips.

Bus services increased by 512 passenger trips with an average of 21 076 passengers using the bus service on the day. A total of 2 934 non-train users were also recorded on buses.

### Moloto Rail Development Corridor

The Moloto Rail Project's main objective is to ensure that passenger rail as the backbone of an integrated multi-modal transport system using proven state of the art rolling stock and equipment. In addition this rail project would serve as a catalyst for economic development initiatives within and around the Corridor resolving challenges of safety, efficiency, reliability, affordability and overall integration with other public transport services.

The Moloto Development Corridor has its main objective to increase speed for buses from 70 km/h to 120 km/h and from 160 km/h to 200 km/h for standard gauge trains, thereby reduce travel time for commuters. This part of government's policy to develop an inter-modal transportation solution and involves the following catalytic projects:

- 13 new train stations
- Koedoespoort Rapid Rail alignment (117 km of dual track)
- modal integration points
- surface 240 km of feeder routes
- Tshwane Bus Rapid Transit
- new dual 67 km carriageway from Siyabuswa to Moloto
- Mamelodi East and Greenview Pienaarspoort alignment.

### Civil aviation

South Africa's nine major airports are:

- OR Tambo International in Gauteng
- Cape Town International in the Western Cape
- King Shaka International in KwaZulu-Natal
- Bloemfontein International in the Free State
- Port Elizabeth International in the Eastern Cape
- Upington International in the Northern Cape
- East London Airport in the Eastern Cape
- George Airport in the Western Cape
- Kimberley Airport in the Northern Cape

Through the launch of the Pilot Cadet Training and Development Programme for those who had been previously disadvantaged the three state-owned airlines – SAA, SAX and Mango – will strengthen their role as engines of economic growth in the developmental state, and as leaders in the transformation of the aviation sector.

### Airlift Strategy

The Airlift Strategy introduced structured regulatory measures for increasing tourism growth for South Africa. In particular, this strategy is based on aviation policy directives and contributes to the county's growth by:

- aligning with the Tourism Growth Strategy and industry
- prioritising tourism and trade markets
- unblocking obstacles to growth through regulatory mechanisms, and bilateral and multilateral air-services negotiations.

The overall objective of the Airlift Strategy is to increase aviation's contribution towards sustainable economic growth and job creation. This requires the creation and maintenance of an enabling framework, within which both suppliers and consumers of air-transport services may exercise reasonable flexibility and choice.

The strategy enhances the prospects of South Africa as a preferred air-travel destination and synchronises the basis for bilateral air-services negotiations with other priorities.

The strategy also provides specific guidelines for various unique markets, with emphasis on the needs of intra-African air services, and aims to improve the regulation of particularly the supply-side of air-transport services.

The department also developed the Airlift Implementation Plan, which provides a clear framework and capacity targets to be met.

### Airlines

Several domestic airlines, as well as a number of smaller charter airline companies, operate in South Africa. SAA, British Airways (BA)/Comair, SAX, SA Airlink and Inter-Air operate scheduled air services within South Africa and the Indian Ocean islands.

In addition to serving Africa, SAA also operates services to Europe, Latin America and the Far East. Other airlines operating in the country are Kulula and Mango. Scheduled international air services are also provided by Air Afrique, Air Austral, Air Botswana, Air France, Air Gabon, Air Madagascar, Air Malawi, Air Mauritius, Air Namibia, Air Portugal, Air Seychelles, Air Tanzania, Air Zimbabwe, Airlink Swaziland,

Alliance Express, BA, Cameroon Airlines, Delta Airlines, El Al, Egyptair, Emirates, Ethiopian Airlines, Ghana Airways, Iberia, KLM, Kenya Airways, LAM Mozambique Airlines, LTU International Airways, Lufthansa, MK Airlines, Malaysia Airlines, Martinair Holland, Northwest Airlines, Olympic Airways, Qantas, Royal Air Maroc, Saudi Arabian Airlines, Singapore Airlines, Swissair, Taag, Thai International, Turkish Airlines, Uganda Airlines, United Airlines, Varig, Virgin Atlantic, Yemenia, Zambian Air Services and Zambian Skyways.

### Freight transport Ports

Along its 3 000km-long coastline, South Africa has eight commercial seaports: Richards Bay, Durban, East London, Ngqura, Port Elizabeth, Mossel Bay, Cape Town and Saldanha.

South Africa is situated on a major sea route, which facilitates the safe and secure movement of about 500 Mt of crude petrochemical sea trade. This represents over 30% of the world's petrochemical production, on board over 5 000 tanker voyages of very large crude carriers per year.

The nine commercial ports are crucial to South Africa's transport, logistics and socioeconomic development. About 98% of South Africa's exports are conveyed by sea.

The Port of Durban is the busiest container terminal in Africa and the second busiest in the southern hemisphere following Melbourne, Australia. Over 4 000 commercial vessels called at the port's 57 berths in 2015. The Ports Authority alone employs 6 200 people at the Durban Port, with an estimated 30 000 people employed indirectly.

Richard's Bay is the busiest port in South Africa by tonnage and is one of the top two coal handling ports in the world. Richard's Bay focuses on bulk cargo handling while the Durban Port focuses on general cargo. It has also been earmarked for expansion projects with R3,7 billion had been set aside for mobile and quayside equipment, as well as weighbridges. Safety-critical, environmental and legal compliance projects would also be carried out.

Cape Town, located at the southern-most point of Africa, is ideally positioned as a hub terminal for cargo to South America and the Far East. West/East Africa cargo has grown substantially, making the Cape Town Container Terminal the terminal of choice for trans-shipment cargo. The terminal handles 3 161 vessels per year for a gross tonnage of 44 501 297.

The Port Elizabeth Container Terminal is one of the three specialised container-handling facilities

along the South African coastline. The terminal currently handles 1 271 ships with a total gross tonnage of 25 756 823. Transnet relocated the export manganese facility from Port Elizabeth to a new two-berth facility at the Port of Ngqura by 2015/16.

## Pipelines

South Africa consumes about 25 billion litres of petroleum products a year.

Transnet Pipelines transports almost 50% of all refined petroleum products in the country for the emerging and major oil companies of South Africa. The Tarlton storage and distribution depot is a vital conduit in the supply of fuel to Botswana. Transnet Pipelines plans to enhance this service.

Transnet Pipelines transports all the crude requirements for the inland refinery at Natref, from where almost 70% of their refined products and 80% at Secunda are transported through the pipeline network to the final markets.

Transnet Pipelines owns, maintains and operates a network of 3 000 km of high-pressure petroleum and gas pipelines.

Investment in the pipeline sector is ongoing. Construction on a R5,8 billion fuel pipeline between the Mozambican Port of Matola in Maputo and Kendal in South Africa started in 2009. The 450-km pipeline transports up to 3,5 Ml a year and is expected to prevent potential fuel shortages in South Africa.

The pipeline facilitates the importation of petrol and diesel from Mozambique, which has extensive natural gas and coal reserves, but no oil reserves. Of the pipeline's total capacity of 3,5 Ml of fuel and diesel, a maximum of 1,5 Ml is diverted to Mbombela. The remainder is transported to Kendal.

More than 60% of South Africa's liquid-fuels demand lies within the Durban-Johannesburg corridor. The Durban-Johannesburg pipeline is no longer adequate for the transportation of the required volumes of petroleum products from the coast to the inland regions.

The multiproduct pipeline, being constructed at a cost of R23 billion between Durban and Johannesburg, will replace the existing Durban-Johannesburg pipeline.

## Freight

Africa's road access rate is only 34% compared with 50% in other geographical zones. Yet roads remain the dominant mode of transportation, accounting for more than 90% of passenger and freight transport in Africa, compared with around 50% of freight in Europe.

Government will also review its rail investment programme to accelerate the shift of freight transport from road to rail.

Transnet will invest about R63 billion in the freight rail system by 2020. For its part, organised business will continue to promote greater use of rail freight by companies.

## Transnet Freight Rail (TFR)

TFR is the largest division of Transnet. It is a world-class heavy haul freight rail company that specialises in the transportation of freight.

The company is proud of its reputation for technological leadership beyond Africa as well as within Africa, where it is active in some 17 countries.

TFR has positioned itself to become a profitable and sustainable freight railway business, assisting in driving the competitiveness of the South African economy.

The company is made up of the following six business units:

- Agriculture and Bulk liquids
- Coal
- Container and Automotive
- Iron Ore and Manganese
- Steel and Cement
- Mineral Mining and Chrome

Forming an integral part of the southern African economy, Transnet:

- moves 17% of the nation's freight annually
- exports 100% of the country's coal
- exports 100% of the iron ore
- 30% of the core network carries 95% of freight volumes
- has annual revenues of over R14 billion
- will invest R35 billion in capital over the next five years
- has 38 000 employees countrywide.

The company maintains an extensive rail network across South Africa that connects with other rail networks in the sub-Saharan region, with its rail infrastructure representing about 80% of Africa's total.

## Maritime

Marine transport encompasses all forms of transport by sea, intermodal links and inland ports. It serves a large degree for the freight market, and in the South African context offers no significant passenger-carrying ability.

The DoT is responsible for South Africa's maritime administration and legislation, which SAMSA controls on its behalf in terms of the SAMSA Act of 1998.

The broad aim of SAMSA is to maintain the safety of life and property at sea within South



Africa's area of maritime jurisdiction, and to ensure the prevention of marine pollution by oil and other substances emanating from ships.

The Department of Environmental Affairs (DEA) is responsible for combating pollution and uses Kuswag coast-watch vessels to perform this function. SAMSA is responsible for introducing and maintaining international standards set by the IMO in London, with respect to:

- ship construction
- maritime training and training curricula
- watch-keeping
- certification of seafarers
- manning and operation of local and foreign ships
- maritime search-and-rescue
- marine communications and radio navigation aids
- pollution prevention.

SAMSA has an operations unit, a policy unit and a corporate support division to handle all financial, human resources, and information technology issues.

Other functions include registering ships, establishing a coastal patrol service and managing marine casualties and wrecks.

SAMSA is steadily improving its capacity to monitor safety standards of foreign vessels. Numerous ships calling at South Africa's major ports are inspected, and those not complying with international safety standards are detained until the deficiencies are corrected.

The South African Marine Corporation, Unicorn Lines and Griffin Shipping are South Africa's predominant shipping lines. Their fleets of container, oil tanker, general cargo and bulk cargo vessels operate not only between South African ports and as cross-traders to other parts of the world.

In 2016, the TNPA announced the completion of South Africa's first tug boat, named Mvezo. There are eight more tug boats to be built as part of Operation Phakisa.

In late 2015, South Africa was elected to the 20-member "Category C" Council of the International Maritime Organisation (IMO).

Deputy Minister of Transport Sindisiwe Chikunga led the country's delegation to the 29th session of the IMO Assembly in London, UK.

### **South African Maritime Training Academy (SAMTRA)**

The SAMTRA at Simon's Town in the Western Cape provides advanced training to the broader maritime sector, including the merchant navy, harbour-craft operations, the fishing industry and the South African Navy.

The South African Merchant Navy Academy, General Botha, established at Granger Bay, is integrated with the Cape Peninsula University of Technology, with a similar training facility at the Durban Institute of Technology.

Deck and engineering students and officers complete their academic training at the Cape Peninsula University of Technology and the Durban Institute of Technology, while lower classes of certificates are offered at the Training Centre for Seamen, situated in the Duncan Dock area in Cape Town. This training institution also caters for deck, engine-room and catering department ratings.

SAMSA is responsible for setting all standards of training certification and watch-keeping on behalf of the DoT, while the Maritime Education and Training Board is responsible for accrediting all maritime courses.

Other maritime training organisations offer a wide range of courses that have been developed within the South African maritime industry. These are situated mainly in the ports of Cape Town and Durban and, to a lesser degree, Port Elizabeth.

As part of an initiative to reduce the vacancy rate of at least 45 000 jobs in the maritime industry, 12 FET colleges across the country started to offer courses aimed at equipping young people for a career in the industry.

The FET colleges will meet at least 80% of the industry's skills demands, producing artisans such as riggers, welders and boiler makers. Annually between 1 200 and 1 600 students enter the maritime industry after completing their studies.

Through its involvement in the AU, South Africa was leading the development of an integrated African Maritime Strategy.

In September 2016, SAMTRA, together with the Cape Peninsula University of Technology, hosted the International Navigation Simulator Lecturers' Conference (INSLC 19) – the first ever INSLC conference to be hosted in Africa.

### **Public transport**

The DoT continues to administer subsidies for buses and other subsidised forms of public transport.

This includes world-class airports, upgraded train stations, refurbished coaches and luxury buses, taxis and IRPTNs such as the BRT System.

### **Integrated public transport networks Bus Rapid Transport**

The Tshwane Rapid Transit (A Re Yeng) started operating in 2014.

All A Re Yeng buses are equipped with free wi-fi on the trunk route, full air conditioning, low-floor technology which supports Euro V emission levels, vehicle stability and a cashless automated electronic system that is fully monitored by camera and sensors. The buses are operated by qualified former taxi drivers recruited from the various taxi associations in the City.

The A Re Yeng bus project will be rolled out in phases, culminating in the construction of 80-kilometre long dedicated lanes. The route will comprise 51 bus stations that stretch from Soshanguve to Mamelodi, passing through the city centre and surrounding suburbs.

The City of Tshwane's launch follows on Johannesburg's Rea Vaya and Cape Town's MyCiti Integrated Rapid Transit systems.

The City of Johannesburg's Rea Vaya bus system route was operational in October 2013.

The route runs from Soweto and passes through Noordegessig, New Canada, Pennyville, Bosmont, Coronationville, Newclare, Westbury, Westdene, Melville, Auckland Park and Parktown, and it links to the CBD.

By June 2015, Rea Vaya buses carried an average of 37 579 passengers each working day.

The GO!Durban system was launched in 2015. Once completed, the GO!Durban will see minibus vehicles collect people from residential areas to transfer stations where they will get buses to their preferred destinations.

About R20 billion set aside for transformation of Durban's public transport system was expected to connect 600 000 commuters across the city to nine public transport corridors by 2027.

In mid-2016, the first phase of Ekurhuleni's Harambee BRT service was implemented.

Harambee aims to connect the nine Ekurhuleni towns of Benoni, Germiston, Springs, Kempton Park, Edenvale, Nigel, Brakpan, Boksburg, and Alberton. Harambee's 56-km trunk route from Tembisa in the north to Vosloorus in the south will be built in phases, and started with the section from Tembisa via Kempton Park to OR Tambo International Airport.

All the South African BRT systems will expand in phases over the next decade.

## Infrastructure development

It is the mandate of the PICC to oversee the implementation of infrastructure projects that stimulate social and economic growth.

South Africa's infrastructure plans include economic and social infrastructure that will unlock key mineral resources and exports. The PICC coordinates this infrastructure plan.

In July 2014, the Minister of Transport

unveiled the final design of Prasa's new, modern and safe commuter train, which boasts the latest technology the rail industry has to offer throughout the world. This was part of Prasa's massive rail revitalisation programme.

This is milestone in government's commitment to build infrastructure that will stimulate the economy and support local procurement.

The first new Prasa trains were set to enter service in October 2016, running between Pretoria and Pienaarspoort. The second line to introduce the new trains would be the Pretoria-Saulsville line, followed by the Pretoria-Johannesburg line.

Gibela is supplying Prasa with 600 new trains in a R59-billion deal, with the first 20 trains imported from Brazil and 580 to be built at a plant currently under construction in Dunnottar, on the East Rand. Gibela has also signed a 19-year maintenance and technical support programme with Prasa.

## Rail

The DoT has embarked on a process of developing an all-encompassing national rail transport policy which will cover freight, long-distance passenger and commuter rail.

Prasa is at the forefront of government efforts to transform public transport in South Africa, with rail services forming the backbone of the network. Prasa's main responsibility is to integrate inter-modal facilities and services into public transport solutions that optimise the performance of the whole transport system.

The main thrust of the rail policy will focus on investment and new modern technology. It will address the regulatory framework required, particularly economic regulation, infrastructure and operations. It will also make proposals regarding the investment required to restore rail to its rightful place in the country's economy.

By 2020, existing logistics corridors are expected to be expanded upon and new corridors will have been established. A world-class export-oriented rail manufacturing sector and 6 405 km of rail are expected to have been replaced for the general freight, coal and ore lines, increasing the rail network capacity by 149,7 Mt.

The Durban-to-Gauteng Corridor is the busiest corridor in the southern hemisphere, both in terms of value and tonnage. It also forms the backbone of South Africa's freight transportation network.

## Ports

Transnet Port Terminals is expected to spend R33 billion over the next six years on upgrading

and expanding South Africa's ports, as part of a massive state-led infrastructure drive aimed at boosting the country's economic growth.

The expansion projects will see major increases in the container-handling capacity of the ports in Durban, KwaZulu-Natal and Ngqura outside Port Elizabeth in the Eastern Cape.

Durban Container Terminal's Pier 1 will see its capacity grow 1,2 million 20-foot equivalent units (TEUs) by 2016/17, while its Pier 2 capacity will expand to 3,3 million TEUs by 2017/18.

Over the next 20 years, Transnet Port Terminals, which operates 45 cranes in seven ports across the country, will buy 39 new ship-to-shore cranes.

The Ngqura Container Terminal, which has been earmarked as a trans-shipment hub, will be expanded from 800 000 to two million TEUs by 2018/19.

Container capacity is also being created in other terminals, such as the Durban Ro-Ro and Maydon Wharf Terminal, through the acquisition of new equipment, including mobile cranes and various infrastructure upgrades.

The port is said to be the deepest container terminal in sub-Saharan Africa and will accommodate the new generation of giant container ships that regularly visit the country's shores.

Given its positioning and size, the Ngqura Trade Port will go a long way in boosting South Africa's trade with other countries in the region and is expected to support the country's new growth path. The planning of the Ngqura has been integrated with that of the Coega Development Zone.

The bulk handling capacity at Ngqura, Richards Bay in KwaZulu-Natal, and Saldanha in the Western Cape will also come in for major expansion.

Safety-critical, environmental and legal compliance projects are also in the pipeline. Some R1,2 billion will be spent on creating new capacity, including new storage areas, at Richards Bay. Transnet is also pursuing the re-engineering of the port to create additional capacity for bulk products at the terminal.

Saldanha's iron-ore bulk facility, which has undergone significant expansion in recent years, will be further expanded, taking its capacity to 82 Mt a year.

Additional manganese capacity will be created by the proposed relocation of the 5,5 Mt a year export facility in Port Elizabeth to a new two-berth manganese facility at the Port of Ngqura, boosting capacity to 12 Mt a year from 2016/17.

## Safety of travellers

### Arrive Alive

Government's Arrive Alive Road-Safety Campaign has become an important part of the DoT's road safety projects and awareness efforts, especially during critical periods for road traffic management such as Easter and the December holidays.

At the end of 2015, it was announced that the RTMC could not use the Arrive Alive campaign anymore, as it had been registered as a brand. The safety campaign remains in place, operating under the name 365 Days of Road Safety Programme, which would focus on creating awareness all year round.

The goals of the campaign are to:

- reduce the number of road-traffic accidents in general, and fatalities in particular, by 5% compared with the same period the previous year
- improve road-user compliance with traffic laws
- forge improved working relationships between traffic authorities in the various spheres of government.

The campaign emphasised that the reduction in road deaths was urgent and non-negotiable.

The RAF pays out about R15 billion to victims of road accidents every year.

### UN Decade of Action for Road Safety 2011 – 2020

South Africa is a signatory to the UN Decade of Action for Road Safety 2011 – 2020. The UN General Assembly resolution proclaiming a Decade of Action for Road Safety 2011 – 2020 was tabled by the Government of the Russian Federation and co-sponsored by more than 90 countries.

The initiative aims to save lives by halting the increasing trends in road traffic deaths and injuries world-wide.

It is based on the following pillars:

- Pillar 1 – building road safety management capacity
- Pillar 2 – improving the safety of road infrastructure and broader transport networks
- Pillar 3 – further developing the safety of vehicles
- Pillar 4 – enhancing the behaviour of road users
- Pillar 5 – improving post-crash response.

As part of the Decade of Action for Road Safety 2011-2020 campaign, government is targeting the reduction in fatalities by 50% in 2020.

South Africa's efforts are focused on four key areas:

- fatigue or driver fitness
- drinking and driving
- use of seat belts
- pedestrian safety.

A key aspect of the integrated Road Safety Management Programme is increasing pedestrian safety. In planning and design, Sanral provides for interventions such as traffic calming, safe stopping areas for public transport, and pedestrian bridges. The DoT also engages communities adjacent to national roads to find solutions to pedestrians' needs.

To contribute to safety on the roads, Sanral has developed a database of projects that need to be implemented in areas that are hazardous to pedestrians. The solutions range from pedestrian bridges, pavements, road safety education and traffic calming measures.

When it comes to managing safety on freeways, Sanral's incident management system, supported by central coordination centres, embraces interaction between emergency services and law enforcement agencies on all declared national routes.

### Passenger rail safety

The National RSR Act, 2002 (Act 16 of 2002), is the enabling legislation for setting up the independent RSR, reporting and accountable to the Minister of Transport. The mandate of the RSR is to:

- oversee safety in railway transport, while operators remain responsible for managing the safety of their operations
- develop an appropriate regulatory framework through the development of regulations and standards for safe railway operations
- monitor and ensure safety compliance by conducting audits, inspections, safety assessments and occurrence investigations
- collect and disseminate information relating to safe railway operations
- promote the harmonisation of the railway safety regime of South Africa with SADC railway operations
- promote improved safety performance to support the use of rail.

In pursuance of this mandate, the RSR has, in collaboration with the railway industry and the South African Bureau of Standards (SABS), developed a series of standards to ensure a common and consistent approach to railway safety in areas such as safety management, technical and operational requirements, and the management of human factors.

A key to the successful regeneration of the railway system in South Africa, and indeed the

subregion, is the interoperability of the railways.

This implies consistent standards and common usage of technology where railway infrastructure is used by more than one operator.

The RSR and the railway industry continue to collaborate in developing the overarching broad technical and operating standards.

The need for harmonisation of safety standards within the SADC region is of strategic importance. The RSR is facilitating efforts to adopt and align the current railway safety standards by regional railway operators through the Southern African Railway Association (Sara).

Since the RSR's creation, there has been increased awareness of safety in railways, improvements in safety management and accountability, and standardisation of safety management systems among railway operators in South Africa and regional railways operating into South Africa.

The permit system employed by the RSR ensures the standardisation of safety management systems.

Through its Sara membership, the RSR plays a leading role in regional safety issues. The RSR played a central part in developing the Regional Safety Policy Framework and safety standards and in updating the Handbook on the Transportation of Hazardous Materials by Rail.

Since the reintroduction of the railway police, there has been a significant drop in crime on trains and at train stations.

### Maritime safety

An estimated 7 000 vessels pass around South Africa's coastline annually, of which many are laden tankers carrying in excess of 30 Mt of crude oil. South African weather conditions present regular challenges to vessels, often resulting in distress calls to the Cape Town-based Maritime Rescue Coordination Centre (MRCC).

Piracy constitutes a serious challenge to the development and stability of the SADC member states, given the importance of the region's international seaborne trade and its vital contribution to regional food-stocks and economic development.

Threats of piracy are of particular concern to the SADC, whose coastline and shipping lanes are extremely vulnerable to maritime crime. As the SADC's coastal area does not fall within patrol areas of the international antipiracy forces, the SADC will have to take responsibility for its own maritime security.

The threat around the Horn of Africa and SADC waters detrimentally affects the SADC's trade and economy.

The SADC's Maritime Strategy entails a regional partnership with all member states contributing within their means. Not all members necessarily have the essential maritime and military capabilities, but they still contribute in other ways by providing land-based equipment such as radar and soldiers to patrol coastlines and islands.

The SADC has established robust rules of engagement for antipiracy, which are largely consistent with those of other regions and task forces.

Regarding the legal framework, SADC member states are expected to:

- ratify or accede to international maritime conventions/treaties/regimes and the incorporation of these into their national law
- put in place comprehensive legal regimes at national level, consistent with international law, to prosecute pirates
- stop the practice of "catch-and-release" of pirates since it allows experienced pirates to execute more sophisticated acts of piracy
- strengthen and harmonise regional and domestic legal frameworks for arrest, awaiting trial detention, prosecution and imprisonment or repatriation of pirates
- take responsibility for its own maritime security in cooperation with other regions, task forces, navies and role players.

The MRCC enables South Africa to exercise its responsibilities to the international community by employing state-of-the-art search-and-rescue infrastructure and services.

South Africa has a well-established pollution prevention strategy, and is ready to respond in case of threats to the environment or to provide assistance to vessels at risk.

South Africa acts in terms of the Indian Ocean Memorandum of Understanding (MoU) on Port State Control and has a similar agreement with the states of West Africa in the form of the Abuja MoU.

### Search and rescue services

The Southern African Search and Rescue (Sasar) has been in existence since 1957. It was formalised through the enactment of the South African Maritime and Aeronautical Search and Rescue (SAR) Act, 2002 (Act 44 of 2002). The Act gave the organisation a statutory mandate to coordinate all SAR activities within South Africa's area of responsibility.

South Africa is responsible for a huge SAR area, representing about 10% of the globe and about 28,5 million km<sup>2</sup> in total. To manage this vast area, the South African area is divided into

the aeronautical and maritime SAR areas.

The aeronautical SAR region covers Lesotho, Namibia, South Africa and Swaziland, and associated flight information regions.

The maritime SAR area stretches about halfway between South Africa and South America on the western side, and about halfway between South Africa and Australia on the eastern side. It also borders on Namibia, Angola, South Africa and Mozambique on the northern side and then extends to the South Pole.

Relevant operational structures and substructures were established for Sasar to execute its mandate successfully.

The Aeronautical Rescue Coordination Centre (ARCC) and the MRCC are the primary structures responsible for the execution of Sasar's statutory mandate. The ARCC and the MRCC are based at the ATNS and SAMSA.

SAR only works when several countries and all stakeholders collaborate across borders. This culture of collaboration dates back to 1959 when the Convention on International Civil Aviation first made provision for cooperation between states.

According to this provision, states will individually or in cooperation with other states, arrange for the establishment and prompt provision of SAR services within their territories to ensure that persons in distress get assistance.

Regional cooperation also uses scarce resources and helps nations to avoid duplicating efforts and facilities.

Through this collaboration, services are provided for poor states in a uniform way across a wide area. Collaboration also reduces the overall cost of SAR operations.

The SADC approached the ICAO and the IMO to fund the training requirements identified for the region.

In collaboration with the DEA, the DoT is also planning to create SAR capacity in the Antarctic region.

The DoT, the South African National Defence Force, Telkom, Portnet, SAMSA, SACAA, ATNS, SAPS, the Independent Communications Authority of South Africa, SAA and the Department of Cooperative Governance are members of Sasar and contribute their services and facilities.

Voluntary organisations such as the 4x4 Rescue Club, the Mountain Club of South Africa, Hamnet (the national amateur radio emergency communication network) and the National Sea Rescue Institute are also members of Sasar.

The ARCC Centre is an operational facility of Sasar that promotes the efficient organisation



of search and rescue services and coordinates aeronautical search and rescue operations. This plays a significant role in improving the safety of South African airspace.



*South Africa Yearbook 2015/16*

# **Water and Sanitation**

The Department of Water and Sanitation's (DWS) legislative mandate seeks to ensure that the country's water resources are protected, managed, used, developed, conserved and controlled in a sustainable manner for the benefit of all people and the environment.

The DWS is mandated to develop a knowledge base and implement effective policies, procedures and integrated planning strategies both for water resources and services.

This entails adhering to the requirements of water-related policies and legislation, including constitutional requirements, that are critical in delivering on the right of access to sufficient food and water, transforming the economy and eradicating poverty.

The DWS's strategic objectives are to:

- ensure efficient water usage by supporting municipalities to implement water conservation and demand management programmes continuously;
- maintain a reliable and equitable supply of water by developing new and updating existing reconciliation strategies for the water management areas in Richards Bay by March 2016, Limpopo North by March 2017, and Mahikeng by March 2018;
- generate information that is used to inform decisions on programmes for water management by improving the monitoring of water resources, through the development of a hydrological water monitoring network system, to enable the review of all existing water monitoring networks by March 2017
- ensure the protection of water resources by developing an integrated water quality management strategy to determine resource quality objectives for 11 river systems by March 2018.

## Legislation

The DWS published the draft regulations requiring that the abstraction of water for irrigation purposes be limited, monitored, measured and recorded for public comment.

In terms of the National Water Act, 1998 (Act 36 of 1998), the Minister of Water and Sanitation must publish regulations in terms of Section 26 of the Act, which requires that the abstraction of water for irrigation of crops should be limited, monitored, measured and recorded.

The regulations limit the abstraction rate, prescribe procedures, give powers to authorities and define offences. These regulations are necessary for effective monitoring and enforcement of compliance to the limits and conditions

of water use authorisation.

South Africa's Constitution and Bill of Rights enshrine the basic human right to have access to sufficient water and a safe and healthy environment.

Government fulfils these rights through the DWS, assisted by specific legislation:

- The National Water Act of 1998 ensures that South Africa's water resources are protected, used, developed, conserved, managed and controlled in a sustainable and equitable manner, for the benefit of all people.
- The Water Services Act, 1997 (Act 108 of 1997), prescribes the legislative duty of municipalities as water-service authorities to provide water supply and sanitation according to national standards and norms. It also regulates water boards as important water service providers and gives the executive authority and responsibility to the Minister of Water and Sanitation to support and strengthen the capacity of municipalities to manage their own affairs, exercise their powers and perform their functions.
- The Water Services Act of 1997 places an obligation on the Minister to maintain a National Water Services Information System and to monitor the performance of all water services institutions.
- The Water Research Act, 1971 (Act 34 of 1971), provides for the promotion of water-related research through a Water Research Commission (WRC) and a Water Research Fund.
- The National Environmental Management Act (Nema), 1998 (Act 107 of 1998), makes provision for cooperative environmental governance by establishing principles for decision-making on matters affecting the environment, institutions that promote cooperative governance and procedures for coordinating environmental functions exercised by organs of state.
- The National Water Policy is underpinned by three fundamental principles for managing water resources: equity, (environmental) sustainability and efficiency.

Sanitation provision is governed by the Strategic Framework on Water Services (2003) and the Water Services Act of 1997.

All water users who do not receive their water from a service provider, local authority, water board, irrigation board, government water scheme or other bulk supplier, and who use water for irrigation, mining purposes, industrial use, feedlots or in terms of general authorisation, have a statutory obligation to register. This

includes the use of surface and groundwater. Other uses that must be registered include:

- diversion of rivers and streams
- discharge of waste or water containing waste
- storage, which includes any person or body storing water for any purpose from surface run-off, groundwater or fountain flow in excess of 10 000 m<sup>3</sup> or where the water area at full supply level exceeds one hectare (ha) in total on land owned or occupied by that person or body, and who is not in possession of a permit or permission
- local authorities and other bulk suppliers with their own water sources and purification works
- controlled activities such as irrigating with waste, power generation with water, atmospheric modification or recharging of aquifers.

An assessment of the environmental requirements of the rivers and streams concerned is conducted before a licence can be issued.

To promote sustainable and equitable water resource management, the department has developed and continues to update a range of strategies for water management.

### Transformation

In pursuance of the transformation agenda, the DWS was in mid-2016 moving towards finalising the National Water and Sanitation Bill that will undergo parliamentary processes and be published for public consultation.

The objective of the Bill is to radically transform the water and sanitation sector across the value chain and create an enabling environment for the delivery of basic water and sanitation services to communities who were historically disadvantaged, thus enhancing access, equity and sustainability.

The department will also ensure that the establishment of the Water and Sanitation Infrastructure Agency finds traction whilst pursuing the consolidation and rationalization of the water boards to establish wall-to-wall water boards. The Water Use Licence regulatory framework has been revised in accordance with the integrated licence approach. In addition, the regulations for the metering of water for irrigation purposes have been gazetted for public comments and were expected to be finalised during 2016.

### Policies and strategies National Water Resource Strategy (NWRS)

The NWRS2 sets out the vision and strategic actions for effective water management

These included the security of water supply, environmental degradation, and pollution of resources.

The NWRS2 outlines the key challenges, constraints and opportunities in water resource management and proposes new approaches that ensure a collective and adequate response for the benefit of all people in South Africa.

This strategy moves towards the achievement and attainment of an inclusive sustainable and equitable economy.

The NWRS2 ensures that the management of national water resources contributes towards achieving South Africa's growth, development and socio-economic priorities in an equitable and sustainable manner over the next five to 10 years.

The strategy also responds to the priorities set by government in the National Development Plan (NDP) and National Water Act of 1998 imperatives that support sustainable development.

It is centred on three key objectives:

- Water supports development and the elimination of poverty and inequality. The strategy recognises that the manner in which water was allocated in the past was unequal and favoured certain sections of the population. The intention, therefore, is to redress past imbalances in the manner in which water was allocated.
- Water contributes to the economy and job creation.
- Water is protected, used, developed, conserved, managed and controlled in a sustainable and equitable manner.

The NWRS2 also focuses on water conservation and the management of water demand as key priorities.

### Water for Growth and Development (WfGD)

The WfGD Framework points to the relationship between the availability of water and the many forms of economic activity that depend on the available supply of water of specific levels of quality.

The department's position is that the country's economic growth target cannot be achieved at the expense of the ecological sustainability of water resources or meeting people's needs.

It wishes to respond to the needs of the different economic sectors and this is best achieved when water supply and the impact of use are factored in during planning.

Rather than being an add-on or afterthought, the department's position is that the need for

water has to be mainstreamed and placed at the nucleus of all planning decisions in the public and private sector.

For water to support economic growth without compromising primary needs or ecological sustainability requires adequate integrated strategic planning.

Although the WfGD framework was approved by Cabinet, it was never gazetted.

The revised NWRS2, however, has incorporated aspects of the WfGD that pertain to water resource management as key core strategies.

### Raw Water Pricing Strategy

There have been continued efforts to reform and realign the water value chain so that it can achieve government's objectives since 1994.

These include ensuring equitable access to water and sanitation, the sustainable use of water for social and economic benefit, and ensuring the sustainability of water resources and water-services delivery. As part of this process, the DWS is looking at pricing, financing and economic regulation reforms in the water sector. This project will review the raw water pricing strategy, develop infrastructure funding models and recommend an appropriate model and institutional arrangements for an economic regulator for water.

It is generally agreed that pricing and economic regulation play a key role in the provisioning of infrastructure by assuring necessary investments to support socio-economic growth and ensuring that services are widely available and accessible and priced at levels that support current and future needs.

The project will contribute to the following:

- The revision of the Raw Water Pricing Strategy to ensure equitable and appropriate raw water tariffs that will enable sustainable operation and management of raw water infrastructure and will fund catchment management
- Funding/financing models for water resources infrastructure
- The establishment of an economic regulator for the entire water value chain.

The project is strategic in nature and will enable the DWS to have sound water-pricing policies, cost-reflective tariffs for the entire water value chain in South Africa and a good funding framework for infrastructure. The project is divided into three work-streams, each to be led by the DWS together with different institutions to provide support.

### National Groundwater Strategy

Groundwater is a strategic resource in many parts of South Africa, especially in rural areas. It also plays an important role in the supply of water to small towns and villages in the drier parts of the country.

There is considerable potential for additional development of groundwater resources to augment existing resources.

The need for improved groundwater management to ensure sustainable and efficient use of the resource was recognised in NWRS-1 and led to the formulation of a National Groundwater Strategy through which strategic actions were undertaken.

In 2016, the DWS issued a gazette to limit urban water use by 15% and irrigation use by 20%.

### Reuse Strategy

The DWS has developed a water reuse strategy to encourage informed decisions relating to water reuse.

Reuse could be increased significantly with return flows in coastal cities, where it would otherwise drain into the sea.

In coastal cities, water reuse and desalination compete as two options for water conservation.

Reuse is becoming increasingly acceptable and feasible owing to increasing shortages, improved purification technology and decreasing treatment costs. Membrane technologies, also used for desalination of seawater, have become more affordable and have improved.

The reuse of treated waste water would be managed to ensure public health safety.

### Water Bilateral Agreements

In February 2015, 35 Cuban water specialists arrived in the country to work in various fields of water, following an agreement between the South African and Cuban governments.

This followed an agreement on cooperation in the fields of water resource management and water supply that the two governments signed in Johannesburg in September 2013.

The specialists have been contracted to work in South Africa for two years, with the possibility of extending their stay by another year.

Among the recruits were:

- civil engineers
- electrical engineers
- mechanical engineers
- irrigation and drainage specialists
- hydraulic engineers.

The recruitment of the engineers was an elaborate process, which also involved the participation of



a South African organisation of engineers that helped the department in the selection.

The specialists work from the department's head office in Pretoria and in rural areas of South Africa where there are skills shortages. The experts were recruited at a middle management level. This would cost government less than R500 000 per person a year.

Part of the recruitment programme involves capacity building. The experts will train and develop young engineers and technicians, which the DWS already produces through two learning academies at the department and Rand Water. In terms of the agreement, the specialists would work in the following areas:

- geo-hydrology and engineering services in rural areas and other disadvantaged areas where such services are inadequate
- exploitation of available water resources
- infrastructure for water supply capacity building through training and support of local staff
- water management and its supply.

The DWS made good progress with the preparatory work of the Lesotho Highlands Water Project (LHWP) which is expected to begin in 2019.

The Polihali dam, the Polihali-Katse transfer tunnel and other infrastructural aspects of the LHWP Phase II should be completed by 2024. Once Phase II has been completed, the amount of water supplied to South Africa through the LHWP will progressively increase from 780 million cubic metres to about 1.27 billion cubic metres a year over the following 20 years.

There is progress in the Mokolo and Crocodile River pipeline project, which will transfer water through a 46-km pipeline and pump station from the Mokolo Dam to the Lephallale area.

The raising of the Hazelmeere Dam wall will incorporate a Piano Key Weir, which is cutting-edge technology in dam building. The additional water that will become available from this project is aimed at ensuring the supply of water and supporting the development of human settlements, King Shaka Airport and the Dube Trade Port.

The raising of the Clanwilliam Dam will commence in October 2015 at an estimated cost of R2,5 billion. The raising of the dam will also include dam safety measures to ensure the stability of the embankment. The construction of the N7 re-alignment started in August 2014 and is scheduled for completion in March 2017.

Three quarters of the extra water that will be available from this project will be reserved to

resource poor farmers.

The DWS is proceeding with the planning of the Mzimvubu Water Project, which entails the development of a multipurpose dam (the Ntabelanga) to supply new irrigation development, and the Laleni Dam for hydropower generation.

The project will also provide domestic and industrial water requirements in the Eastern Cape.

The department has initiated the raising of the Tzaneen Dam and construction of the new N'wamitwa Dam for the Groot Letaba River Water Development Project in Limpopo. The total estimated cost of the project is R4,2 billion with a projected completion date of 2019.

A bilateral meeting with the Minister and the Minister of Energy and Water Development from Zambia, Dora Siliya, was held in January 2016.

Like any country in the SADC, Zambia is also affected by drought. Water supply in urban areas is intermittent, with a supply of 16 hours a day on average. The highest intermittency has been measured in the small Luapula Utility with six hours per day.

Future partnerships between the two ministries are set to develop where both ministries can share knowledge and best practices on how to deal with water development as a key issue.

South Africa is keen to get water from the Zambezi in the near future in order to augment water supply to the Limpopo Region.

There have also been many discussions with Zimbabwe at a bilateral level.

An agreement on the cooperation on water resources management and the establishment of a joint water commission was concluded with Zimbabwe on 8 April 2015.

### Rainwater harvesting

The DWS supports a national rainwater harvesting programme, which has a narrow but important focus on the construction of above- and below-ground rainwater storage tanks by rural households for food gardens and other productive water uses.

Several municipalities now use roof rainwater tanks for domestic purposes. These have been found to be particularly effective when used in conjunction with other water supply options.

Though there are no hard figures yet on how many cubic millimetres per year rainwater harvesting can contribute, it is an option that can be implemented in a short timeframe.

Rainwater harvesting enables people who live in areas where reticulation has not as yet

been implemented to have access to water. The programme targets rural communities through the installation of tanks and awareness creation sessions.

### Desalination strategy

The department has developed a supporting desalination strategy, which also includes desalination as a technology for treating water other than seawater for water reuse. Desalination of seawater could potentially provide an unlimited resource of fresh water. However, the rising cost of energy may be a deterrent.

As with other infrastructure projects with potential environmental impacts, the planning for a desalination plant will have to undergo an environmental impact assessment in compliance with Nema of 1998.

The DWS will ensure that desalination is considered as an option for meeting future water requirements, in particular in coastal cities where there is sufficient electricity for desalination.

The target is not only to implement desalination in several locations in South Africa, but also to become an international knowledge centre in this particular field.

### Budget and funding

The department transferred R2,6 billion in 2014/15, R3,7 billion in 2015/16 and plans to transfer R4 billion in 2016/17 to the Water Trading Entity through the Water Infrastructure Management programmes.

The DWS for 2015/16 was allocated a budget of R16 446 530 000. The breakdown of this budget, for each programme, is as follows:

- Administration: R1 526 167 000;
- Water planning and information management: R808 655 000. Examples are a feasibility study for the uMkhomazi project and the Lusikisiki surface and ground water study;
- Water infrastructure development: R12 435 787. Examples are Mzimvubu, Clanwilliam, Hazelmere, Vaal Gamagara, Gariiep Augmentation and the Olifants bulk distribution system;
- Services: R1 444 582. Examples are rain water harvesting and support to resource-poor farmers;
- Water sector regulations: R231 339 000; Water Services Infrastructure programmes have also been allocated funds as follows:
  - Municipal water infrastructure grant: R2 595 661 000
  - Accelerated community infrastructure: R253 757 000
  - regional bulk infrastructure programme has

been allocated R6 014 764 000

- Water services operating subsidy: R611 227 000
- Water services projects: R209 377 000.

### Role players Water boards

The primary activity of water boards is to provide water services (bulk potable and bulk waste water) to other water services institutions within their respective service areas. They may perform other activities under conditions set out in the Water Services Act of 1997. In certain situations, the Minister of Water Affairs may direct water boards to amend their business plans to meet all the requirements of the Water Services Act of 1997. There are nine water boards in South Africa.

### Catchment management agencies (CMAs)

The main responsibilities of CMAs are to manage water resources at catchment level in collaboration with local stakeholders, with specific focus on involving local communities in the decision-making processes, in terms of meeting basic human needs, promoting equitable access to water, and facilitating social and economic development.

In essence, CMAs are service-delivery agencies and are listed in the Public Finance Management Act, 1999 (Act 1 of 1999). There are nine CMAs in South Africa.

### Water-user associations (WUAs)

WUAs are cooperative associations of individual water users who wish to undertake water-related activities at local level for their mutual benefit. They operate in terms of a formal constitution as set out in Schedule 5 of the National Water Act of 1998.

### Water Research Commission

The WRC has a vital role in water research by establishing needs and priorities, stimulating and funding research, promoting the transfer of information and technology, and enhancing knowledge and capacity building in the water sector.

The commission provides support to the water sector and all its relevant institutions and partners.

Over the medium term, it will focus on water resources management, water-linked ecosystems, water use and waste management, and water use in agriculture.

Water is core to achieving the Department of Science and Technology's (DST) Global Change Grand Challenge, as well as broader national targets relating to the green economy.

The DST and the WRC are to develop the roadmap to provide a 10-year platform for research, development and innovation in the water and wastewater sectors of South Africa.

This includes providing a platform for the country to compete with leading countries in water technology, increase the numbers of technology-based small and medium-sized enterprises operating in the water sector and increase access to water and sanitation in rural communities.

### Water Trading Entity (WTE)

The DWS is responsible for the regulation of water use in South Africa by ensuring that water is allocated equitably and used beneficially in the public interest, and is also required to create a register of all water users in the country.

The National Water Act of 1998 makes provision for cost recovery on services rendered by the department to water users. It is against this background that the department created the WTE within its administration.

The main function of the WTE is development, operation and maintenance of specific water resources infrastructure and managing water resources in specific water management areas.

### Trans-Caledon Tunnel Authority (TCTA)

The TCTA is a State-owned entity (SOE) specialising in project financing, implementation and liability management.

It is responsible for the development of bulk raw-water infrastructure. It also provides an integrated treasury management and financial advisory service to the DWS, water boards, municipalities and other entities that are linked to bulk raw-water infrastructure. The TCTA is primarily responsible for off-budget projects.

### Komati River Basin Water Authority

The Komati Basin Water Authority was established in terms of a treaty between South Africa and Swaziland. The aim of the authority is to manage the water resources of the Komati River basin sustainably. The authority is responsible for financing, developing, operating and maintaining the water resources infrastructure in the basin, comprising the Driekoppies Dam in South Africa and the Maguga Dam in Swaziland.

### Water Tribunal

The Water Tribunal was established in 1998 to hear appeals against directives and decisions made by responsible authorities, CMAs or water management agencies about matters covered by the National Water Act of 1998, such as the issuing

of licences to use water. It is an independent body and can hold hearings anywhere in the country.

The WRC and the Judicial Services Commission recommend people to be included as members of the Water Tribunal, and the Minister of Water Affairs appoints them. The members have to be familiar with water management, engineering, law and other related matters, and they are given administrative support by the DWS.

### Strategic Water Partners Network – South Africa (SWPN-SA)

SWPN-SA is one of South Africa's most innovative public-private civil-society sector partnerships, making progress that would not have been possible.

The efforts of the SWPN-SA are integral to the NWRS, which the DWS released in 2012.

A cornerstone of the SWPN-SA is developing innovation that leverages the strength and expertise of the DWS, the South African private sector, civil society, and expert organisations.

### Resources

South Africa's water resources are, in global terms, scarce and extremely limited. The total flow of all the rivers in the country is about 49 200 million m<sup>3</sup> a year. Groundwater plays a pivotal role, especially in rural water supplies.

The country's climate varies from desert and semi-desert in the west to sub-humid along the eastern coastal area, with an average rainfall of about 450 mm per year. This is well below the world average of about 860 mm per year, while evaporation is comparatively high.

Water resources are unevenly spread across South Africa. The variable rainfall distribution and characteristics give rise to an uneven run-off and distribution of water resources, with more than 60% of the river flow arising from only 20% of the land area.

To compensate for the uneven spread of water resources and to manage floods and droughts, more than two-thirds of the country's mean annual run-off are stored in dams. Most of the economically available yield from surface water resources has been fully developed and used, and opportunities for developing new and *there are few* economic dams.

South Africa's inland water resources include more than 20 major rivers, 165 large dams, more than 4 000 medium and small dams on public and private land, and hundreds of small rivers.

However, owing to the predominantly hard-rock nature of South Africa's geology, there are

few major groundwater aquifers that can be used on a large scale.

The poor spatial distribution of rainfall means that the natural availability of water is also highly uneven. This is compounded by the strong seasonality of rainfall over virtually the entire country, and the high within-season variability of rainfall and, consequently, of run-off.

As a result, stream flow in South Africa's rivers is at relatively low levels most of the time, with sporadic high flows occurring – characteristics that limit the proportion of stream flow, which can be relied upon to be available for use, and which also have implications for water-related disasters such as floods and droughts.

To aggravate the situation, most urban and industrial development, as well as some dense rural settlements, have been established in remote locations away from large watercourses.

As a result, the requirements for water already far exceed its natural availability in several river basins. Widespread and often large-scale transfers of water across catchment areas have, therefore, been implemented.

Provided that South Africa's water resources are judiciously managed and wisely allocated and used, sufficient water of appropriate quality will be available to sustain a strong economy, high social standards and healthy aquatic ecosystems for many generations.

South Africa depends mainly on surface-water resources for urban, industrial and irrigation water supplies in the country. In general, surface-water resources are highly developed in many parts of South Africa.

Groundwater is also used extensively, particularly in the rural and more arid areas, contributing to some 60% of newly serviced households since 1994.

In the northern parts of the country both surface and groundwater resources are nearly fully developed and used. Some over-exploitation occurs in localised areas, with little undeveloped resource potential remaining. The reverse applies to the well-watered south-eastern region of the country, which still has significant undeveloped and under-used resources.

The total mean annual run-off of water in South Africa under natural (undeveloped) conditions is estimated at a little over 49 200 million m<sup>3</sup> per year, including about 4 800 million m<sup>3</sup> per year of water originating in Lesotho, and about 700 million m<sup>3</sup> a year originating in Swaziland, which naturally drain into South Africa.

Agricultural irrigation represents close to 60% of the country's total water requirements, while

urban requirements constitute about 25% as the second-largest user sector. The remaining 15% is shared by the other sectors (all standardised to 98% assurance of supply).

The total net abstraction of water from surface water resources amounts to about 10 200 million m<sup>3</sup> per year for the whole of South Africa, after allowing for the reuse of return flows.

A further 8% is estimated to be lost through evaporation from storage and conveyance along rivers, and 6% through land-use activities. As a national average, about 66% of the natural river flow (mean annual run-off) therefore still remains in the country's rivers.

Southern Africa also has large hidden underground water reserves, with 12 to 15 aquifer systems, of which three are considered very important for the future.

In South Africa, a substantial resource lies in a massive dolomite aquifer system that covers a vast area, extending from Springs and Brakpan, east of Johannesburg to Lenasia, south of the city; Zuurbekom, Carltonville and Magaliesberg on the West Rand; Kuruman in the Northern Cape and even as far as parts of Botswana.

The Witwatersrand mining basin's aquifer storage capacity is about the size of Lake Kariba.

### Dams and water schemes

In an attempt to respond adequately to demand and anticipate future demand, South Africa has built numerous large and medium-sized dams, and developed sophisticated inter-basin transfer schemes. The country now has more than 500 government-owned dams countrywide. They range in storage capacity from a volume of 5 500 million m<sup>3</sup> of water down to 0,2 million m<sup>3</sup>.

In April 2015, it emerged during a meeting of the Presidential Infrastructure Coordinating Commission (PICC) that there were plans to build, or expand on, six dams over the next decade to address the long-term water and sanitation needs of the country.

Most water consumption can be attributed to drinking, irrigation, electricity, mining processes and industrial processes.

The DWS follows an integrated approach to managing South Africa's water resources. Proposed new water schemes have to comply with the NWRS, requiring that water-demand management programmes be implemented before embarking on new infrastructure development.

Strict environmental impact assessments must also be performed in accordance with laws and regulations administered by the Department

of Environmental Affairs, while the guidelines issued by the World Commission on Dams must also be followed.

Bulk infrastructure is a critical element of water-services infrastructure and an integrated part of water-services management.

Government has implemented key projects to augment South Africa's water resources:

- The TCTA has procured funding to implement the Mokolo and Crocodile River West Water Augmentation Project's first two phases at a cost of about R2 billion, to deliver water to Eskom's new Medupi power station and other industries in the area, as well as domestic water to the Lephalale Local Municipality.
- The Bloemendal Bulk Water Project helps to address issues of water-borne diseases and water shortages in Delmas, in the Victor Khanye Local Municipality. The bulk-water project is part of the government's drive to bring services to the people of the country. The project is designed to supply 25 Mt/d (potable water) and is sufficient to meet water demand in the service area up to 2026. The new project incorporates a 10 Mz reservoir located at mid-point of the new pipeline and is designed to improve system operation as well.
- The Spring Grove Dam in Mooi River, KwaZulu-Natal, supplies water to the eThekweni Metropolitan Municipality and the uMgungundlovu District, Msunduzi Local, Ugu Local, Sisonke and iLembe local municipalities.

### Groundwater resources

An estimated 80 000 to 100 000 boreholes are being drilled annually. The data generated through the drilling of this amount of boreholes can enhance the knowledge of the occurrences and utilisation of groundwater tremendously and thus it is imperative to get the data onto the Department databases. At the same time it will enhance the Department's ability to execute its mandate to protect, manage and control the groundwater resources of the country.

An international search has shown that it is common practice to register drilling contractors thus the Department has launched a project to investigate the mechanisms for successful registration processes as well as possible training and controlling mechanisms. Groundwater, despite its relatively small contribution to bulk-water supply, represents an important and strategic water resource in South Africa, since it services between 52% and 82% of community water-supply schemes in the

Eastern Cape, Limpopo, Northern Cape, North West and KwaZulu-Natal.

The lack of perennial streams in the semi-desert to desert parts means that two thirds of South Africa's surface area depend largely on groundwater.

Although irrigation is the largest user, the supply to more than 300 towns and smaller settlements is very important.

Through government's commitment towards meeting the basic water needs of communities, groundwater has become a strategic resource for village water supply in the wetter parts of the country, because of its cost-effectiveness in a widely scattered small-scale user situation.

Groundwater also contributes considerably to river flow. This requires reserving a significant share of groundwater resources to protect aquatic ecosystems in terms of the National Water Act of 1998. The maximum quantity of groundwater that can be developed economically is about 6 000 million m<sup>3</sup> a year, while some 4 000 million m<sup>3</sup> of groundwater (mainly in the dry season) contributes to surface-water flow annually.

### Managing and developing water resources

To facilitate the management of water resources, the country has been divided into 19 catchment-based water management areas, of which 11 share international rivers.

Sufficient water resources have been developed and are available to ensure that all requirements for water can reasonably be met, without impairing the socio-economic development of the country.

Where feasible, special management techniques may be applied to improve water quality to appropriate standards for particular uses. The quality of groundwater varies according to hydrogeological conditions and anthropogenic impact. However, most major aquifer systems contain potable-quality water.

To underscore its commitment to the pursuit of universal access to water, the DWS is investing in new infrastructure and maintaining and rehabilitating dysfunctional systems to ensure operational efficiency.

This is particularly relevant to developing water infrastructure to meet the specific needs of different rural communities. Closely related to rural development is the need for mainstream support to local government to sustain the infrastructure underpinning efficient service delivery to communities.



### Managing water quality and wastewater

To ensure compliance with minimum water quality norms and standards, the DWS started the annual Blue Drop and Green Drop assessments to guarantee that water and wastewater systems are managed according to set norms and standards.

The department has set a target of 99% compliance with drinking-water quality standards and 80% compliance with wastewater effluent standards.

This incentive-based regulation system aims to improve the quality of municipal drinking water quality and management of waste water.

Because of the scale and magnitude of resources needed for the national certification programme, the Green Drop and Blue Drop programmes take place every second year, alternating with each other. In a programme's "gap" year, progress in the wastewater sector is tracked and reported via the assessment of the cumulative risk status of treatment systems.

The department was honoured to receive international recognition in terms of Environmental Engineering Excellence for the Blue Drop and Green Drop Certification programmes from the American Academy for Environmental Engineers. This academy is affiliated to the International Water Association.

### Programmes and initiatives Integrated Water Resources Management (IWRM)

The DWS, with the assistance of the Royal Danish Government, initiated a programme in 2000 to pilot IWRM approaches in three water management areas of South Africa: Crocodile West – Marico (mainly in North West), Mvoti to uMzimkulu (KwaZulu-Natal) and Olifants-Doorn (mainly in the Western Cape).

These water management areas were selected as they represent a cross-section of water resources conditions as well as water-use conditions and user interests.

The IWRM requires intensive planning to ensure efficient, equitable and sustainable management of water resources and for coping with conflicting demands.

### Back to Basics Programme

Whilst the Back to Basics Programme is focused on 27 district municipalities, the PICC has given the department the task to intervene when there are problems.

These interventions shall be on a case-by-

case basis in accordance with legislation in order to safeguard the well-being of communities.

In partnership with the Eastern Cape and North West provincial governments respectively, the DWS intervened in municipalities which have been placed under administration. These include the Makana Local Municipality in the Eastern Cape, the Madibeng Local Municipality, and Ngaka Modiri Molema District Municipality in North West.

An important element of these interventions has been the successful use of the Water Boards of Amatola, Magalies, and Sedibeng, respectively, to supplement the capacity of the department to improve operational performance and build new infrastructure where necessary.

In Limpopo, the DWS has appointed the Lepelle Northern Water as an Implementing Agent for the Mopani District Municipality Revitalisation Programme, which includes various water treatment works, waste water treatment works, boreholes and pipelines.

In Bushbuckridge, Mpumalanga, through Rand Water, the DWS executed an emergency intervention to solve operational problems which were causing water shortages and also accelerating the implementation of water reticulation infrastructure.

In each of the identified municipalities, qualified and experienced personnel are being deployed to work on, and implement, a Road Map for a "Water Secure and Safe Sanitation Future" using budgets pooled from national and provincial governments and from the affected municipalities.

### The Water and Sanitation Revolution

The key strategic priorities for the water and sanitation revolution are:

- water resource management
- water infrastructure development
- water and sanitation services
- policy regulation.

The key pillars of this revolution are:

- water conservation and demand management that involves the use of innovation and regulation to reclaim water already developed and available for use.
- improving the water mix involves the increased use of a variety of water sources in addition to our current reliance on surface water

### Brits Water Treatment Works

The DWS, working together with the Madibeng Local Municipality, set aside R381 million to address water challenges in Majakaneng through

the upgrade of the Brits Water Treatment Works (BWTW) which also supplies the Majakaneng area.

The works will ensure that the BWTW has an additional production capacity of 20Ml/d. Work is underway at the BWTW with civil works (Phase 1). It will be implemented by a DWS Construction Unit as contractors and two professional service providers have been appointed for electrical and mechanical works.

The BWTW is expected to be completed by 2017/18.

In the short-term, DWS allocated R1,1 million to the Madibeng local municipality to address the water challenges in Majakaneng, which are mainly attributed to vandalism and leakages in the water supply system.

The Madibeng Local Municipality embarked on leak detection exercises and filling the reservoirs. The municipality commenced with distribution of water to identify and repair visible leaks. This required isolation of certain sections of Majakaneng and it was expected that not all sections would water.

The DWS and Madibeng Local Municipality will continue cooperating to deal with the water leakages, which cause low water pressure in Majakaneng and, as a result, water shortages in some areas.

### National Water Resources Infrastructure (NWRI) Programme

The NWRI ensures reliable supply of water from bulk raw-water resources infrastructure. The programme sources funding to implement, operate and maintain bulk raw-water resources infrastructure efficiently and effectively by strategically managing risks and assets.

### Regional Bulk Infrastructure Grant Programme

Regional bulk infrastructure is defined as the infrastructure required to connect water on a macro or sub-regional scale, over vast distances, with internal bulk and reticulation systems or any bulk infrastructure that may have an impact on water resources in terms of quality and quantity. The department is responsible and accountable for the management of funding, which is administered by the National Treasury.

Over 16 000 households will benefit from the R52 million Makapanstad and Mathibestad Bulk Water Project, which aims to address water shortages in villages in the Moretele Local

Municipality in North West.

Upon completion, the project will address water shortages in the villages of Kwa-Mmatlwaela, Tladistad, Leeukraal, Kgomo-Kgomo, Kontante, Moretele, Makapanstad, Phomolong, Potoane, Prieska, Mathibestad, Thulwe and Opperman. The Mathibestad and Makapanstad Bulk Water Project is funded through the Provincial Infrastructure Grant and Municipal Infrastructure Grant.

### Strategic Integrated Projects (SIPs)

SIP 18, which was approved by the PICC, aims to address water supply and sanitation backlogs to millions of households.

The PICC's 18 SIPs are divided into geographic, energy, spatial and social infrastructure development projects. These projects – headed by different departments – cover more than 150 specific infrastructure interventions in rail, road and ports, dams, irrigation systems, sanitation and electricity.

This programme is a 10-year plan that will address the estimated backlog of adequate water to 1.4 million households and that of basic sanitation to 2.1 million households.

SIP 18 is expected to fast-track the issuing of water licences, expand the capacity of the water system, speed up build programmes, address backlog projects and rehabilitate and upgrade existing water and sanitation infrastructure.

The project, which will also focus on priority small towns and rural areas where water service delivery is a problem, is also expected to create jobs, raise the quality of service delivery of water around the country and extend water supply to areas that are either underserved or unserved.

The department identified several projects that will be used to drive SIP 18, including the Sedibeng Regional Sewer Scheme which is a R5-billion project to be implemented in the area.

Rand Water's BG3 pipeline, which is sub-Saharan Africa's largest water pipeline, running from the Vaal Dam to its Zoekfontein Plant, which is 8,6 km away, was launched in June 2013.

The pipeline will increase water distribution in this district and surrounding areas.

The BG3 pipeline runs adjacent to Rand Water's existing BG1 and BG2 pipelines that supply water to Gauteng and parts of the neighbouring Free State, Mpumalanga and North West.

Once in commission, the BG3 pipeline will allow for Rand Water's two pipelines (BG1 and BG2) to be shut down for refurbishment and

maintenance. The BG3 pipeline will augment raw-water capacity to Zuikerbosch by up to 2100 M<sup>3</sup>/d, which will accommodate the region's projected growth in water demand to 2030.

The Komati Water Scheme Augmentation Project (KWSAP) was designed to resolve the water supply problems to Eskom's Duvha and Matla power stations in Mpumalanga.

The KWSAP augments the Komati Water Scheme from the Vaal Eastern Subsystem to help Eskom overcome its water supply challenges. The Matla power station reservoir will in turn also provide water to Kusile power station, which is under construction.

The interaction of the water resources of the Komati, Usutu and Vaal River systems provides a higher assurance of water supply to all Eskom's thermal power stations and other water users in Mpumalanga. The KWSAP will be able to deliver an additional 57 million m<sup>3</sup> of water a year to the Komati Water Scheme. On the department's instruction, the TCTA is financing and implementing the project which is part of SIP 18.

### Dam Safety Rehabilitation Programme

The Dam Safety Rehabilitation Programme ensures the continued structural and operational safety of the dams owned by the DWS.

In April 2016 the DWS highlighted the developments made in the Dam Safety Rehabilitation Programme:

- a cumulative 135 of the planned 138 planned catalytic projects and dams were branded
- the pipelines and electrical installations were finalised for the short-term acid mine drainage mitigation measures in the Eastern Basin
- the provincial Regional Bulk Water and Sanitation Infrastructure Master Plan for the Eastern Cape had been developed
- more than 500 resourceless farmers were financially supported to enhance access to water. A total of 420 rainwater harvesting tanks were installed.

### Support for resource-poor farmers

In accordance with the National Water Act of 1998, and regulations on financial assistance to resource-poor farmers, the Minister may allocate assistance to those farmers who fulfil requirements.

To ensure that water resources are protected, the regulations explicitly state that financial assistance may be granted and used only for activities that ensure water is protected, used, developed, conserved and managed in a sustainable and equitable manner.

### Water Allocation Reform

The Water Allocation Reform Programme's objectives are to ensure equitable access to water, eradicate poverty and promote social and economical development. The programme's priorities are to meet the water needs of historically disadvantaged people, ensure their participation in water resources management and promote the beneficial and efficient use of water in the public interest.

Licences are required for storage and use of water, among other things. To facilitate the availability of water for historically disadvantaged people, attention is also given to the allocation of water following principles of equity and sustainability.

### Youth Water and Sanitation Summit

The DWS ended the celebration of Youth Month by hosting the annual Water and Sanitation Youth Summit at Birchwood, Boksburg, from the 29 June to 2 July 2015. The week-long event concluded with an award ceremony where Limpopo was officially crowned the winner of the 2015 South African Youth Water Prize (SAYWP).

Learners from Shikwambana Village in Mopani District, Limpopo were inspired by the continuous water pipe bursts in their village and put together a water conservation project.

They won bursaries for tertiary education at universities of their choice to study for careers in the water sector. They also all received laptops and tickets to Stockholm, Sweden, to compete for the Stockholm Junior Water Prize.

### Women in Water

The Women in Water Project aims to strengthen the active participation of rural women in water resource management. Women identify water-related challenges in their communities and conceptualise ideas to address them. They are registered for Women in Water awards. The national winners receive cash prizes which are used for further project development and implementation.

### Learning Academy

The DWS was swamped by requests from ambitious, determined and young qualified engineers who wanted to work for the water sector and be part of efforts to enhance the quality of the resource delivered to the needy citizens.

One of the main areas in DWS that has a dire shortage of skills and expertise is the engineering function. The academy has made huge strides in attracting young engineers to the department.

To boost the programme, 20 newly qualified engineers joined the Learning Academy (LA) in January 2015. They completed the Department of Public Service and Administration's compulsory induction programme. They received training at the DWS Roodeplaat Training Centre, and reported for duty at their various base stations from 2 February 2015.

The function of DWS is of great strategic importance to the South African society. The level of productivity within DWS and the water sector as a whole has a direct effect on the South African economy.

The LA is an internal structure, which was initiated in 2007 as a response to a shortage of specific skills needed to boost the production of the department (and that of the water sector in general) through its technical and scarce- skills development programme.

This technical structure represents an investment for sustaining the quality of DWS human resources, raising the level of technical and scarce skills and thereby ensuring that, in the long term, the department remains competitive as it delivers on its mandate.

The LA is designed to meet specific organisational requirements and lead a sustained campaign to secure a steady supply of high-level skills in water-related science, engineering, and various technical disciplines.

The LA supports the academic development component through bursaries and experiential training. The professional development component forms part of DWS's social responsibility in that it incubates young and inexperienced graduates, offering them an opportunity to receive on-the-job training and exposure in their areas of study, while introducing them to the DWS's core business.

The purpose of the LA is to:

- investigate technical and scarce skills development needs within the department
- address technical and scarce skills gaps in the overall water supply value chain
- address scarce skills gaps in specific technical areas of the department
- plan and build capacity for medium and long-term needs of the department and the water and sanitation sector
- develop and implement structured training for engineering and scientific graduate trainees
- develop and propose interventions (regarding mentoring, skills and knowledge transfer, and professional registration processes) with the ECSA, the South African Council for Natural and Scientific Professions and the Surveying

Council of South Africa in line with the Occupations Specific Dispensation.

### Management of water conservation and demand

Although South Africa has been classified as a water-scarce country, water from the source to the consumer is often lost as a result of inappropriate and inadequate asset management.

Lack of education on the part of the consumer also leads to inefficiency in the day-to-day use of water. The loss of water depletes the country's resources and reduces revenue to water services authorities.

The municipalities' revenue is lost due to leaking pipes, illegal connections and poor billing systems.

In terms of the water-use efficiency programme, 68 municipalities were supported in implementing water conservation and water demand measures to reduce water loss by 519 million m<sup>3</sup>. Measures to improve efficient water use in the catchment areas were also undertaken and the volume of water loss was reduced to 32 million m<sup>3</sup>.

Water leaks account for nearly 36% of the nation's unaccounted for water and costs the country about R7 billion annually.

Realising that South Africa is a water scarce country, the DWS is also putting in place medium to long term interventions that are intended to reduce the risks for water scarcity in the future. These include:

- Rain water harvesting (drinking water, water for livestock, water for irrigation);
- Integrating groundwater and surface water use in the future;
- Desalination at a large scale;
- Invest in innovative water saving solutions, such as the Drop-the-Block campaign;
- Incorporating all municipal and privately owned dams into the management system or the future;
- Implementing further transfer schemes to improve drought resilience;
- Building additional storage capacity;
- Rolling out large scale re-use of water (recycling of effluent, focus on coastal towns where treated effluent is disposed of via sea

The Department of Water and Sanitation is creating Catchment Management Agencies to realign the previous water-user associations. A partnership, named the Kingfisher Programme, was formed between South Africa and the Netherlands.

outfalls and not taken into account in return flows).

### Enhanced Local Government Support Approach

A rapid response unit in the department addresses poor performance of water and waste-water systems, which has resulted in community protests in some cases.

The unit deals with proactive and reactive non-compliance cases of municipal service delivery. The unit's specialists enable the department to intervene directly in high-risk operational situations, where the lives of citizens and the environment are under threat because of water and wastewater treatment failures.

### Freshwater Programme

Recognising the value and threatened status of South Africa's freshwater biodiversity, and the need to build competence and leadership in this area, the South African National Biodiversity Institute (SANBI) has established a programme focusing on freshwater biodiversity.

The Freshwater Programme aims to grow and consolidate freshwater activities within SANBI.

The Freshwater Programme focuses on supporting collaborative freshwater initiatives. These include Working for Wetlands, the National Wetland Inventory, National Freshwater Ecosystems Priority Areas Project, a wetlands mitigation banking scheme with the Grasslands Programme and coal-mining industry, and water-related payments for ecosystem services pilot projects.

Key to the programme's operation will be the further development of strategic relationships with other organisations with shared objectives.

This includes managing the Working for Wetlands Programme on behalf of the departments of water and sanitation, environmental affairs and agriculture, forestry and fisheries. Working for Wetlands champions the protection, rehabilitation and sustainable use of South Africa's wetlands through cooperative governance and partnerships.

### Monitoring programmes

River flow is monitored at 1 200 flow-gauging stations and some 260 major reservoirs. The evaporation and rainfall station network has 360 stations.

The oldest flow-gauging station still operating in South Africa is on the Mooi River near Potchefstroom in North West.

There are 21 operational rainfall stations in

the mountains of the Western Cape and five in the Mpumalanga escarpment. Observations are relayed through the cellular short-message system.

Water levels are monitored at some 1 000 observation boreholes across South Africa. Particular attention is given to monitoring in dolomitic areas. In addition, a small network of rain gauges monitors rainwater quality.

The importance of qualitative information on South Africa's water resources has led to an increasing drive towards creating a national water-quality monitoring network.

The formal protection, restoration and rehabilitation of wetlands is strengthened through improved land-use planning, land and development management policies, as well as operational and regulatory means at national, provincial and local level.

Adopting of ecosystem-based approaches and implementing the open-space planning and management programmes adds impetus to the protection of these systems and associated services, especially at local government level.

It requires integrated approaches and the involvement of multiple sectors, particularly those dealing with human settlements, development and planning.

The DWS is also designing programmes to assess and report on the radiological (radioactivity) and toxicological quality status of the country's water resources.

### National Chemical Monitoring Programme (NCMP)

The NCMP assesses and reports on the chemical status of water resources in South Africa. The main water-quality challenges for domestic water users are high levels of dissolved salts and, in some places, high fluoride concentration. The other challenges facing irrigated agriculture are the high sodium-absorption ratio, high electrical conductivity, high pH and high levels of chloride.

Another global challenge affecting South Africa is eutrophication or excessive plant (including algae) growth in dams. This is because of high levels of nutrient input from point sources of pollution and diffuse sources of pollution from catchments.

Annual reports indicate that 50% of dams in South Africa are seriously affected (hypertrophic), while the rest range in quality from good (oligotrophic) to poor (mesotrophic).

Another problem is the sporadic outbreak of cholera and other water-borne diseases, mainly because of poor sanitation and hygiene at household level. The Eastern Cape and



KwaZulu-Natal are prone to cholera outbreaks.

### River Eco-status Monitoring Programme (REMP)

The REMP evolved from the River Health Programme (RHP). It replaced the RHP in 2016 and is a component of the National Aquatic Ecosystem Health Monitoring Programme (NAEHMP).

The REMP focuses on the monitoring of the ecological conditions in river ecosystems as they are reflected by the system drivers and biological responses (instream and riparian).

### National Aquatic Ecosystem Health Monitoring Programme

The NAEHMP is a national programme managed by Resource Quality Services with support from the Water Research Commission, CSIR and various regional and provincial authorities.

It is responsible for managing aquatic ecosystems. It focuses on the biological attributes of a river that serve as indicators of its ecological health. The NAEHMP's main objectives are to:

- generate a national perspective of the health of aquatic ecosystems in South Africa
- develop the capacity and information base required to enable the department and other role players to report on the status of and trends in the ecological health of South Africa's river systems, in an objective and scientifically sound manner
- generate information products and audit-management strategies that could assist in distinguishing between aquatic ecosystems exposed to sustainable use and those experiencing ecological deterioration.

### National Toxicity Monitoring Programme

The National Toxicity Monitoring Programme reports on the status of dichloro-diphenyl-trichloroethane and other persistent organic pollutants. This information is reported internationally to the Stockholm Convention through the Department of Environmental Affairs.

### Education and awareness

#### Youth development and National Water Week

The National Water Week is an awareness week campaign by the DWS. It serves as a powerful campaign mechanism re-iterating the value of water, the need for sustainable management of this scarce resource and the role water plays in eradicating poverty and under-development in

South Africa.

The campaign seeks to continue building on the ongoing awareness creation within the broader South African community.

This awareness creation is coupled with the responsibility that every citizen must take in ensuring the integrity of South Africa's water resources and its efficient use.

The linkages between water services, supply, resource management, poverty eradication, social and economic development were emphasised in a number of innovative ways. The campaign is influenced by local needs and international sectoral trends.

In 2015, National Water Week was launched in the drought-stricken KwaDukuza in KwaZulu-Natal on 16 March 2015 under the theme "Water Has No Substitute". This national week concluded on World Water Day on 22 March 2015.

### Regional and international cooperation and initiatives

In line with our regional and international responsibilities in the water sector, DWS entered into collaborative relationships with countries such as: Lesotho, Namibia, Botswana, Zimbabwe, DRC, Swaziland in the region.

- Mozambique and Swaziland on the Inkomati and Maputo rivers
- Botswana, Lesotho and Namibia on the establishment of the Orange Senqu River Commission
- Botswana, Zimbabwe and Mozambique on the establishment of the Limpopo Watercourse Commission
- Lesotho on the Lesotho Highlands Water Project
- Swaziland on the Komati River Development Project.

These agreements improve South Africa's bilateral and multilateral relations in the African Union. All the countries involved benefit, while sharing development costs.

South Africa shares four of its major river systems with six immediate neighbouring countries, namely Botswana, Lesotho, Mozambique, Namibia, Swaziland and Zimbabwe.

In the area of shared river basins, South Africa continued participating in joint water commissions to form part of Africa bilaterals with Botswana on Joint Permanent Cooperation and with Mozambique regarding the breach of the Usuthu River, where a feasibility study was completed.

South Africa also formed global relations with

countries such as Iran, China, Denmark, Russia, Mexico, South Korea, Australia, Germany, the Netherlands and Japan.

## Abbreviations and acronyms

### A

AARTO	Administrative Adjudication of Road Traffic Offences
ABC	Agricultural Business Chamber
ABC	Audit Bureau of Circulations
Abet	Adult Basic Education and Training
ABF	Annual Bilateral Forum
Absa	Amalgamated Banks of South Africa
AC	Advisory Committee
ACAP	Agreement on the Conservation of Albatrosses and Petrels
ACE	Advanced Certificate in Education
ACEP	African Coelacanth Ecosystems Programme
ACIP	Accelerated Community Infrastructure Programme
ACP	African-Caribbean-Pacific
Acsa	Airports Company of South Africa
ACT	Arts and Culture Trust
ADEA	Association for the Development of Education in Africa
ADEP	Agriculture Development Enhancement Programme
ADPA	African Diamond Producers' Association
ADS	Approved Destination Status
AEC	African Economic Community
AEON	African Earth Observatory Network
Afasa	African Farmers' Association of South Africa
AFB	Air Force Base
AfD	<i>Agence Française de Développement</i>
AfDB	African Development Bank
AFF	agriculture, forestry and fisheries
Afis	Automated Fingerprint Information System
AFU	Asset Forfeiture Unit
AG	Auditor-General
AG	Attorney-General
Agis	Agricultural Geo-referenced Information System
AGOA	African Growth and Opportunity Act
Agri BEE	Agri Black Economic Empowerment
Agri SA	Agri South Africa
AGSA	Auditor General of South Africa
AIDS	Acquired Immune Deficiency Syndrome
AIICT	Advanced Institute for Information and Communications Technology
AIP	Association of Independent Publishers
Aisa	African Institute of International Affairs
AMAA	African Movie Academy Awards
AMCEN	African Ministerial Conference on the Environment

AMCHUD	African Ministerial Conference on Housing and Urban Development
AMCOW	African Ministers Council on Water
AMD	South African Aerospace, Maritime and Defence Industries Association
AMD	acid mine drainage
AML/CFT	anti-money laundering and combating the financing of terrorism
AMP	African Mining Partnership
ANA	annual national assessment
ANC	African National Congress
Andi	African Network on Drugs and Diagnostic Innovation
AP	Associated Press
APAC	Agricultural Produce Agents Council
APRM	African Peer Review Mechanism
APS	Anti-Poverty Strategy
APSW	African Public Service Week
AQA	Air Quality Act
AQMP	Air-Quality Management Planning
ARC	Agricultural Research Council
ARCC	Aeronautical Rescue Coordination Centre
ARCC	Africa Regional Certificate Committee
ARDM	Agricultural Risk and Disaster Management
Aressa	Antarctic Research Strategy
ARF	African Renaissance Fund
Arm Scor	Armaments Corporation of South Africa
ART	antiretroviral treatment
ARV	antiretroviral
ASA	Advertising Standards Authority
Asean	Association of South-East Asian Nations
ASELPH	Albertina Sisulu Executive Leadership Programme in Health
AsgiSA	Accelerated and Shared Growth Initiative for South Africa
ASIB	Aviation Safety Investigation Board
Asidi	Accelerated Schools Infrastructure Development Initiative
ASKAP	Australian Square Kilometre Array Pathfinder
ASP	African Stockpile Programme
ASRDC	Agricultural and Sustainable Rural Development Committee
ASSAf	Academy of Science of South Africa
Astron	Netherlands Institute for Radio Astronomy
ATA	Admission Temporaire/Temporary Admission
ATAF	African Tax Administration Forum
ATI	Agricultural Training Institute
ATM	Automated Teller Machine
ATM	African Traditional Medicine
ATM	AIDS, tuberculosis and Malaria
ATNS	Air-Traffic Navigation Service
ATP	Agritourism Programme
AU	African Union
AUC	African Union Commission
AUPSC	African Union Peace and Security Council
AVMP	Animal and Veld Management Programme
AVR	antiretroviral treatment
AWCC	African West Coast Cable
AWHF	African World Heritage Fund

**B**

B&Bs	bed-and-breakfast establishments
BA	British Airways
BAA	Black Administration Act
Basa	Banking Association of South Africa
Basa	Business and Arts South Africa

Basic	Brazil, South Africa, India and China
BBC	British Broadcasting Corporation
BBBEE	Broad-Based Black Economic Empowerment
BCLME	Benguela Current Large Marine Ecosystem
BCOCC	Border Control Coordinating Committee
BEAC	Banque d'Etats de l'Afrique Centrale
BED	Business and Entrepreneurial Development
BEE	Black Economic Empowerment
BEEAC	BEE Advisory Council
BER	Bureau for Economic Research
BioFISA	Finnish-South African Partnership Programme
Blindlib	South African Library for the Blind
Blind SA	Blind Workers' Organisation of South Africa
BLNS	Botswana, Lesotho, Namibia and Swaziland
BMCC	Broadcasting Monitoring Complaints Committee
BNC	Binational Commission
BNG	Breaking New Ground
BoP	base of pyramid
BPO	Business Process Outsourcing
BPO&O	Business Process Outsourcing and Offshoring
Brics	biotechnology regional innovation centres
BRICS	Brazil-Russia-India-China-South Africa
BRT	Bus Rapid Transport
BSRP	Building for Sport and Recreation Project
Bt	billion tons
BSA	Boxing South Africa
BTech	Bachelor's Degree in Technology
BWIs	Bretton Woods Institutions

**C**

CA	Council of Administrators
CA	Conservation Agriculture
Cabri	Collaborative African Budget reform Initiative
CADF	China-Africa Development Fund
CAF	Confederation of African Football
CAPE	Cape Action for People and the Environment
CAPS	Curriculum and Assessment Policy Statement
CAR	Central African Republic
CAR	capital adequacy ratios
Cara	Criminal Asset Recovery Act
Caricom	Caribbean Community
Casp	Comprehensive Agricultural Support Programme
CAV	Centurion Aerospace Village
CBD	Convention on Biological Diversity
CBE	Council for the Built Environment
CBOs	community-based organisations
CBRTA	Cross-Border Road Transport Agency
CC	Constitutional Court
CCA	Common Country Assessment
CCAMLR	Commission for the Conservation of Antarctic Marine Living Resources
CCCF	Comprehensive Country Cooperation Framework
CCD	Convention to Combat Desertification
CCETW	Conference on Education and Training Youth Workers
CCMA	Commission for Conciliation, Mediation and Arbitration
CCMT	Comprehensive Programme for HIV and AIDS Care, Management and Treatment
CCTV	closed-circuit television
CDA	Central Drug Authority



CDI	Cooperative Development Initiative
CDM	clean development mechanism
CDWs	community development workers
CEE	Commission for Employment Equity
CEF	Central Energy Fund
CEM	Council of Education Ministers
CEO	Chief Executive Officer
CESSM	Centre for Exercise Science and Sports Medicine
Cesul	Centre-South Project
CET	Community Education and Training
CF	Compensation Fund
CFC	Central Foreign Currency
CFCs	chlorofluorocarbons
CFG	Courier Freight Group
CFL	compact fluorescent lamp
CFM	case-flow management
CGE	Commission on Gender Equality
CGS	Council for Geoscience
CHE	Council on Higher Education
CHOGM	Commonwealth Heads of Government Meeting
CHP	Comprehensive Housing Plan
CHPC	Centre for High-Performance Computing
CIO	Chief Information Officer
CIPC	Companies and Intellectual Property Commission
Cipro	Companies and Intellectual Property Registration Office
Cirad	French Agricultural Centre for International Development
CIS	Cadastral Information System
CIS	collective investment schemes
CIT	company income tax
Cites	Convention on International Trade in Endangered Species
CJCP	Centre for Justice and Crime Prevention
CJS	criminal justice system
ClaRA	Communal Land Rights Act
CLPA	Child Labour Programme of Action
CMAAs	catchment management agencies
CMS	Convention of Migratory Species
CNG	compressed natural gas
CO <sub>2</sub>	carbon dioxide
COEs	centres of excellence
Cofisa	Cooperation Framework on Innovation Systems between Finland and South Africa
CoGTA	Cooperative Governance and Traditional Affairs
Comsec	Electronic Communications Security (Pty) Limited
COP	Conference of the Parties
COP	Code of Practice
COPE	Congress of the People
Cosatu	Congress of South African Trade Unions
CPA	comprehensive peace agreement
CPA	Cotonou Partnership Agreement
CPA	Communal Property Association
CPA	Criminal Procedures Act
CPB	Cartagena Protocol on Biosafety
CPD	Continuing Professional Development
CPF	Community Policing Forum
CPI	Consumer Price Index
CPIDP	Construction and Industry Development Programme
CPIX	consumer price index, excluding mortgage costs
CPSI	Centre for Public Service Innovation
CRDP	comprehensive Rural Development Programme

CRL	Commission for the Promotion and Protection of the Rights of Cultural, Religious and Linguistic Communities
CRLR	Commission on the Restitution of Land Rights
CRUs	community residential units
CSD	Centre for Science Development
CSD	Commission on Sustainable Development
CSG	Child-Support Grant
CSIR	Council for Scientific and Industrial Research
CSOs	civil society organisations
CSP	Comprehensive Strategic Partnership
CSSDCA	Conference on Security, Stability, Development and Cooperation in Africa
CSSS	Comprehensive Social Security System
CSTL	Care and Support for Teaching and Learning
CTL	coal-to-liquid
CWP	Community Work Programme

**D**

DA	Democratic Alliance
DAC	Department of Arts and Culture
DAFF	Department of Agriculture, Forestry and Fisheries
DANIDA	Danish International Development Assistance
DBE	Department of Basic Education
DBSA	Development Bank of Southern Africa
DDT	Digital Terrestrial Television
DDT	dichloro-diphenyl-trichloroethane
DEA	Department of Environmental Affairs
DeafSA	Deaf Federation of South Africa
DERO	Desired Emission Reduction Outcomes
DFIs	development finance institutions
DG	Director-General
DHA	Department of Home Affairs
DHET	Department of Higher Education and Training
DHS	Department of Human Settlements
Dirco	Department of International Relations and Cooperation
DLS	Denel Land Systems
DMMA	Digital Media and Marketing Association
DMR	Department of Mineral Resources
DNA	Deoxyribonucleic Acid
DNA	Domain Name Authority
DNA	Designated National Authority
DoC	Department of Communications
DoH	Department of Health
DoJ&CD	Department of Justice and Constitutional Development
DoL	Department of Labour
DoT	Department of Transport
DPCI	Directorate of Priority Crime Investigation
DPSA	Department of Public Service and Administration
DPRK	Democratic People's Republic of Korea
DRC	Democratic Republic of Congo
DRDLA	Department of Rural Development and Land Affairs
DSD	Department of Social Development
DSM	Demand-Side Management
DST	Department of Science and Technology
DST	Domestic Tourism Strategy
DTI	Department of Trade and Industry
DWA	Department of Water Affairs

**E**

EAAB	Estate Agency Affairs Board
EAP	Employee Assistance Programme
EC	European Commission
EC	Executive Council
EC	Enforcement Committee
ECC	Employment Conditions Commission
ECD	early childhood development
ECF	Education Collaboration Framework
Ecosoc	Economic and Social Council
Ecowas	Economic Community of West African States
EDCCTP	European Developing Countries Clinical Trials Partnership
EED	Economic Development Department
EEZ	Exclusive Economic Zone
EFT	Electronic Funds Transfer
EFTA	European Free Trade Area
EIAs	environmental impact assessments
EIAMS	Environment Impact Assessment and Management Strategy
EIB	European Investment Bank
Efta	European Free Trade Area
Elgosa	Enhanced Local Government Support Approach
ELRC	Education Labour Relations Council
EMIA	Export Marketing and Investment Assistance Scheme
eNaTIS	Electronic National Traffic Information System
eNCA	eNews Channel Africa
EPA	economic partnership agreement
EPWP	Expanded Public Works Programme
ETEYA	Emerging Entrepreneur of the Year Award
EU	European Union
EV	electric vehicle
EWS	Early Warning System

**F**

FAA	Federal Aviation Administration
Fabi	Forestry Agricultural Biotechnology Institute
FAIS	financial advisory and intermediary service
FAO	Food and Agricultural Organisation
FAQs	frequently asked questions
FAW	First Automobile Works
FBOs	faith-based organisations
FCIS	foreign collective investment scheme
FCOs	fishery-control officers
FCS	Family Violence, Child Protection and Sexual Offences units
FDC ARVs	fixed dose combination antiretrovirals
FDI	Foreign Direct Investment
FED	Forestry Enterprise Development
Fedusa	Federations of Unions of South Africa
FET	Further Education and Training
FETCBU	Further Education and Training Colleges Bargaining Unit
FFC	Financial and Fiscal Commission
FIC	Financial Intelligence Centre
FIFA	<i>Fédération Internationale de Football Association</i>
FIG	Foreign Investment Grant
FILDA	<i>Feira Internacional de Angola</i>
FINA	<i>Fédération Internationale de Natation</i>
FLISP	Finance-Linked Subsidy Programme
FM	Frequency Modulation
FNB	First National Bank

FNL	<i>Forces National de Liberation</i>
FOCAC	Forum on China-Africa Cooperation
Fosad	Forum of South African Directors-General
FPA	Fire Protection Association
FPB	Film and Publication Board
FPM	Fibre Processing and Manufacturing
FRD	Foundation for Research Development
F'SATI	French-South African Institute of Technology
FSB	Financial Services Board
FSB	Financial Stability Board
FSD	Financial Surveillance Department
FSL	Forensic Science Laboratory
FSP	financial services-provider
FSS	Forensic Science Service
FT	Fischer-Tröpsch
FTA	Free Trade Area
FTFA	Food and Trees for Africa
FTSE	Financial Times of London Stock Exchange

**G**

G8	Group of Seven Most Industrialised Nations plus Russia
G20	Group of 20
GBADS	ground-based air defence systems
GBH	grievous bodily harm
GCIS	Government Communication and Information System
GDP	gross domestic product
GDPR	gross domestic product per region
GDS	Growth and Development Summit
Gems	Government Employees Medical Scheme
GEPF	Government Employees Pension Fund
GEOSS	Global Earth Observation System of Systems
GET	General Education and Training
GETC	General Education and Training Certificate
GFCS	Global Framework for Climate Change Services
GFS	government finance statistics
GFZ	German Research Centre for Geoscience
GGR	Gross Gambling Revenue
GHG	greenhouse gas
GIS	Geographical Information System
Gito	Government Information Technology Officer
Gitoc	Government Information Technology Officers Council
GLTP	Greater Limpopo Transfrontier Park
GM	Genetic modification
GMOs	genetically modified organisms
GPA	Global Political Agreement
GPS	Global Positioning System
GPSSBC	General Public Service Bargaining Council
GRC	Gambling Review Commission
GPW	Government Printing Works
GRNP	Garden Route National Park
GSLWP	Greater St Lucia Wetlands Park
GTL	gas-to-liquid
GTTP	Global Travel and Tourism Programme
GWh	gigawatt-hour

**H**

ha	hectare (s)
HALCA	Highly Advanced Laboratory for Communications and Astronomy

HartRAO	Hartebeesthoek Radio Astronomy Observatory
HCBC	home community-based care
HCT	HIV Counselling and Testing Campaign
HD	high definition
HDA	Housing Development Agency
HDIs	historically disadvantaged individuals
HE	Higher Education
Hedcom	Heads of Education Departments Committee
Hesa	Higher Education South Africa
HG	Higher Grade
HIV	human immunodeficiency virus
HLC	high-level consultations
HMO	Hermanus Magnetic Observatory
HPCSA	Health Professions Council of South Africa
HR	human resources
HRD	human-resource development
HRDCSA	Human Resources Development Council of South Africa
HRDSSA	Human Resource Development Strategy for South Africa
HRM	human-resource management
HRTEM	High-Resolution Transmission Electron Microscopy
HSDG	Human Settlements Development Grant
HSGIC	Heads of State and Government Implementation Committee
HSRC	Human Sciences Research Council
HYI	Hospitality Youth Initiative

I	
IAEA	International Atomic Energy Agency
IATA	International Air Transport Association
IBA	Independent Broadcasting Authority
IBC	International Broadcasting Centre
IBIS	Integrated Ballistics Identification System
IBO	International Boxing Organisation
IBSA	India-Brazil-South Africa
ICA	Infrastructure Consortium for Africa
ICAO	International Civil Aviation Organisation
Icasa	Independent Communications Authority of South Africa
ICC	International Cricket Council
ICC	International Criminal Court
ICEB	International Council on English Braille
ICFR	Institute for Forestry Research
ICMA	Inkomati Catchment Management Agency
ICMS	Integrated Case Management System
ICSU	International Council for Science
ICT	information and communications technology
ICV	infantry combat vehicle
ID	identity document
Idasa	Institute for Democracy in Africa
IDC	Industrial Development Corporation
IDP	Integrated Development Plan
IDZ	Industrial Development Zone
IEC	Independent Electoral Commission
IECs	integrated energy centres
IEnvA	IATA Environmental Assessment
IEP	Integrated Energy Plan
leri	Institute for Economic Research on Innovation
IFMS	Integrated Financial Management System
IFP	Inkatha Freedom Party
IFSNP	Integrated Food Security and Nutrition Programme



IGR	intergovernmental relations
IHL	International Humanitarian Law
IIC	International Investment Council
IIPSA	Infrastructure Investment Programme for South Africa
IIWTMP	Integrated Industry Waste Tyre Management Plan
IJS	integrated justice system
IKS	indigenous knowledge system
ILAM	International Library of African Music
ILS	instrument landing system
IMC	International Marketing Council
IMC	Inter-Ministerial Committee
IMF	International Monetary Fund
IMO	International Maritime Organisation
Impact	International Multilateral Partnership against Cyber Terrorism
IMS	Integrated Manufacturing Strategy
Inep	Integrated National Electrification Programme
INP	Integrated Nutrition Programme
IOC	International Olympic Committee
IOR-ARC	Indian Ocean Rim Association for Regional Cooperation
IOR	Indian Ocean Rim
IP	Intellectual Property
IPA	International Publishers Association
IPAP	Industrial Policy Action Plan
IPC	International Paralympic Committee
IPCA	International Prison Chaplaincy Association
IPID	Independent Police Investigative Directorate
IPP	Independent Power Producer
IPPC	International Plant Protection Convention
IPR	intellectual property rights
IRB	International Rugby Board
IRP	Integrated Resource Plan
IRDP	Integrated Residential Development Programme
IRPS	International Relations, Peace and Security
IRPTN	Integrated Rapid Public Transport Network
ISAD	Information Society and Development
IRR	Institutional Realignment and Restructuring
ISHP	Integrated School Health Programme
ISO	International Standards Organisation
ISPs	Internet service-providers
ISUP	Informal Settlements Upgrading Programme
ISS	Institute for Security Studies
ISS	International social services
ISSET-Seta	Information Systems Electronic and Telecom Technologies Sector Education and Training Authority
IST	Innovation, Science and Technology
IT	information technology
Itac	International Trade Administration Commission
Itec	Intergovernmental Committee on Trade and Economic Cooperation
ITC	Information and Communication Technology
Ited	International Trade and Economic Development
iThembaLabs	iThemba Laboratory for Accelerator-Based Sciences
ITS	intelligent transport service
ITU	International Telecommunications Union
IUCN	International Union for the Conservation of Nature
IWF	Isivande Women's Fund
IWR	Institute for Water Research
IWRM	Integrated Water Resources Management

IyA	Inkaba-ye Africa
<b>J</b>	
JBC	Joint Bilateral Commission (for Cooperation)
JC	Joint Commission
JCBC	Joint Commission for Bilateral Cooperation
JCC	Joint Commission of Cooperation
JCM	Joint Consultative Mechanism
JCPS	Justice, Crime Prevention and Security
JICA	Japanese International Cooperation Agency
Jipsa	Joint Initiative for Priority Skills Acquisition
JMC	Joint Ministerial Commission
JPC	Joint Permanent Commission
JPCC	Joint Permanent Commission for Cooperation
JPCCDS	Joint Permanent Commission for Cooperation for Defence and Security
JRMCS	joint route management committees
JSC	Judicial Service Commission
JSE	Johannesburg Stock Exchange
JWC	Junior World Championships
<b>K</b>	
Kat	Karoo Array Telescope
KfW	Kreditstalt für Wiederaufbau [German Development Bank]
KLF	Komatiland Forests
km	kilometre
KM	Knowledge Management
KOAFEC	Korea-Africa Economic Conference
KPCS	Kimberley Process Certification Scheme
KRC	Kirstenbosch Research Centre
kWh	kilowatt-hours
<b>L</b>	
l	litre
LAGs	liquids, aerosols and gels
Land Bank	Land and Agricultural Development Bank of South Africa
LARP	Land and Agrarian Reform Project
LCRC	Local Criminal Record Centre
Legal Aid SA	Legal Aid South Africa
LED	local economic development
LGSA	Local Government Strategic Agenda
LGTA	Local Government Turnaround Strategy
LHWP	Lesotho Highlands Water Project
LIS	Library and Information Service
Liasa	Library and Information Association of South Africa
LPG	liquid petroleum gas
LRA	Labour Relations Act
LRAD	Land Redistribution for Agricultural Development
LSE	London Stock Exchange
LTMS	Long-Term Mitigation Scenario
LTPS	Land Transport Permit System
LTR	Land and Tenure Reform
<b>M</b>	
m <sup>3</sup>	cubic metres
m	metre
M&E	monitoring and evaluation
Macufe	Manguang Cultural Festival
Mafisa	Micro-Agricultural Financial Institutions of South Africa

Mapp-Seta	Media, Advertising, Publishing, Printing and Packaging Sector Education and Training Authority
MBR	Methyl Bromide
MCA	MultiChoice Africa
MCA-N	Millennium Challenge Account Namibia
MCC	Medicines Control Council
MCEP	Manufacturing Competitiveness Enhancement Programme
MCLI	Maputo Corridor Logistics Initiative
MCM	Marine and Coastal Management
MCS	Movement Control System
MDB	Municipal Demarcation Board
MDC	Movement for Democratic Change
MDDA	Media Development and Diversity Agency
MDGs	millennium development goals
MDI	Home Ownership Mortgage Indemnity Guarantee Fund
MDR-TB	multidrug-resistant tuberculosis
MEC	Member of the Executive Council
MEFMI	Macroeconomic and Financial Management Institute of Eastern and Southern Africa
Mercosur	South American Common Market
MFMA	Municipal Finance Management Act
MFN	Most Favoured Nation
MFRC	Micro-Finance Regulatory Council
MFSA	Marketing Federation of South Africa
MHIC	Mental Health Information Centre
MHSA	Mine Health and Safety Act
MHSC	Mine Health and Safety Council
MHSI	Mine Health and Safety Inspectorate
Mice	meetings, incentives, conferences and exhibitions
Midem	Music Market International ( <i>Marché International du Disque et de l'Édition Musicale</i> )
MIDP	Motor Industry Development Programme
MIG	Municipal Infrastructure Grant
MIGDETT	Mining Growth, Development, and Employment Task Team
MiningTek	Mining Technology Division
MinMec	Minister and MECs forum
Mintek	Council for Mineral Technology and research
Misa	municipal infrastructure support agent
MIT	Massachusetts Institute of Technology
MK	Umkhonto we Sizwe
MI	million litres
MMM	MultiMarket Model
MMR	Maternal Mortality Ratio
MMSD	Mineral and Mining for Sustainable Development
MoU	Memorandum of Understanding
MPAs	marine protected areas
MPC	Monetary Policy Committee
MPDC	Maputo Ports Development Company
MPRDA	Minerals and Petroleum Resources Development Act
MQA	Mining Qualifications Authority
MRC	Medical Research Council
MRCC	Maritime Rescue Coordination Centre
MST	Mathematics, Science and Technology
Mt	million tons
MTB	mountain biking
MTBPS	Medium Term Budget Policy Statement
MTech	Master's Degree in Technology
MTEF	Medium Term Expenditure Framework
MTN	Mobile Telephone Network
MTSF	Medium Term Strategic Framework

MW	medium wave
MW	megawatt
MYIP	Multi-Year Implementation Plan

<b>N</b>	
NAASP	New Asian-African Strategic Partnership
NAC	National Arts Council (of South Africa)
NACCA	National Action Committee for Children Made Vulnerable by HIV and AIDS
NACF	National Anti-Corruption Forum
NACH	National Anti-Corruption Helpline
Naci	National Advisory Council on Innovation
Nactu	National Council of trade unions
NAEHMP	National Aquatic Ecosystem Health Monitoring Programme
Nafu	National African Farmers' Union
NaHSLI	National Human Settlements Land Inventory
NAM	Non-Aligned Movement
NAMC	National Agricultural Marketing Council
NAMHRI	Network of African National Human Rights Institutions
NAP	National Action Plan
NAP	National Anti-Corruption Programme
NAPF	National Aquaculture Policy Framework
Napwa	National Association for People Living with HIV and AIDS
Nareg	National Reference Group
NARF	National Agricultural Research Forum
Narmco	National Agricultural Disaster Risk-Management Committee
Narysec	National Rural Youth Service Corps
NBA	National Biodiversity Assessment
NBF	National Biodiversity Framework
NBI	National Botanical Institute
NBS	National Biotechnology Strategy
NBSAP	National Biodiversity Strategy and Action Plan
NCA	National Credit Act
NCACC	National Conventional Arms Control Committee
NCC	National Communications Centre
NCD	non-communicable disease
NCHM	National Cultural History Museum
NCLIS	National Council for Library and Information Services
NCOH	National Centre for Occupational Health
NCOP	National Council of Provinces
NCPCF	National Community Policing Consultative Forum
NCPR	National Child Protection Register
NCR	National Credit Regulator
NCRF	National Community Radio Forum
NCPS	National Crime Prevention Strategy
NCS	National Curriculum Statement
NCV	National Certificate Vocational
NDA	National Development Agency
NDMC	National Disaster Management Centre
NDP	National Development Plan
NDPP	National Director of Public Prosecutions
Necsa	Nuclear Energy Corporation of South Africa
Nedlac	National Economic Development and Labour Council
Needu	National Education and Evaluation and Development Unit
NEF	National Empowerment Fund
Nema	National Environmental Management Act
Nemba	National Environmental Management Biodiversity Act
Nemisa	National Electronic Media Institute of South Africa
NEMWA	National Environmental Management: Waste Act

Nepa	National Education Policy Act
Nepad	New Partnership for Africa's Development
NER	National Electricity Regulator
Neri	National Energy Research Institute
Nerpo	National Emergent Red Meat Producers Organisation
Nersa	National Energy Regulator of South Africa
NETSAFRICA	Network of Tuscan and South African Local Governments
NFAC	National Forests Advisory Council
NFSD	National Framework for Sustainable Development
NFVF	National Film and Video Foundation
NFVSA	National Film, Video and Sound Archives
NGB	National Gambling Board
NGOs	non-governmental organisations
NGP	New Growth Path
NHBRC	National Home-Builders Registration Council
NHC	National Health Council
NHF	National Health Fund
NHFC	National Housing Finance Corporation
NHI	National Health Insurance
NHLS	National Health Laboratory Service
NHRBC	National Home-Builders Registration Council
NHS	National Health System
NIA	National Intelligence Agency
NICOC	National Intelligence Coordinating Committee
NIPMO	National Intellectual Property management Office
NIPP	National Industrial Participation Programme
NIRP	National Integrated Resource Plan
NIU	National Intervention Unit
NKC	National Khoi-San Council
NLB	National Lotteries Board
NLBs	national language bodies
NLDS	National Livestock Development Strategy
NLP	National LandCare Programme
NLS	National Language Service
NLSA	National Library of South Africa
NLUs	national lexicography units
NMC	Network Management Centre
NMMU	Nelson Mandela Metropolitan University
NMPP	New Multi-Product Pipeline
NMT	non-motorised transport
NMSRT	National Minimum Standard for Responsible Tourism
NNEECC	National Nuclear Energy Executive Coordination Committee
NNR	National Nuclear Regulator
NNP	New National Party
NP	National Party
NPA	National Prosecuting Authority
NPAES	National Protected Area Expansion Strategy
NPA	National Ports Authority
NPC	National Planning Commission
NPCA	Nepad Planning and Coordinating Committee
NPoA-Sharks	National Plan of Action for the Conservation and Management of Sharks
NPOs	non-profit organisations
NPR	National Ports Regulator
NPR	National Population Register
NPT	Non-Proliferation Treaty
NQF	National Qualifications Framework
NRDS	National Research and Development Strategy
NRF	National Research Foundation



NRGP	National Responsible Gambling Programme
NRMDP	National Red Meat Development Programme
NRSO	National Register for sex offenders
NRTA	National Road Traffic Act
NSA	National Skills Authority
NSBA	National Spatial Biodiversity Assessment
NSBAC	National Small Business Advisory Council
NSDF	National Spatial Development Framework
NSDP	National Spatial Development Perspective
NSDS	National Skills Development Strategy
NSF	non-statutory forces
NSI	National System of Innovation
NSIF	National Spatial Information Framework
NSF	National Skills Fund
NSFAS	National Student Financial Aid Scheme
NSNP	National School Nutrition Programme
NSP	National Strategic Plan
NSRP	National Sport and Recreation Plan
NSSD	National Strategy for Sustainable Development and Action Plan
NSVC	National Sports Volunteer Corps
NTSS	National Tourism Sector Strategy
Nurcha	National Urban Reconstruction and Housing Agency
NWCRU	National Wildlife Reaction Unit
NVFFA	National Veld and Forest Fire Act
NWIF	National Water Investment Framework
NWMS	National Waste-Management Strategy
NWRI	National Water Resource Infrastructure
NWRS	National Water Research Strategy
NYDA	National Youth Development Agency
NZG	National Zoological Garden

**O**

OAU	Organisation of African Unity
OBP	Onderstepoort Biological Products
ODA	Official Development Assistance
OECD	Organization for Economic Cooperation and Development
OHS	occupational health and safety
OHSC	Office of Health Standard Compliance
OIC	Office of Interception Centres
OIE	<i>Office International des Épizooties</i> (Organisation for Animal Health)
OMOs	Open-market operations
OPDs	official publications depositories
OSD	Occupation Specific Dispensation
OTB	Overberg Test Range
OTC	over-the-counter
OVC	orphans and vulnerable children

**P**

PAC	Pan Africanist Congress
Paia	Promotion of Access to Information Act
PAJA	Promotion of the Administrative Justice Act
Palama	Public Administration Leadership and Management Academy
PanSALB	Pan South African Language Board
PAP	Pan-African Parliament
Papu	Pan-African Postal Union
PAT	Progress Assessment Tool
PAYE	pay-as-you-earn
PCC	President's Coordinating Council

PCV13	Pneumococcal Conjugate Vaccine
PDI	previously disadvantaged individuals
PDR	People's Democratic Republic
Pepfar	President's Emergency Plan for AIDS Relief
PFIP	Partnership Framework Implementation Plan
PFM	Participatory Forest Management
PFMA	Public Finance Management Act
PGDP	Provincial Growth and Development Plan
PGDS	Provincial Growth and Development Strategy
PGMs	platinum-group metals
PHC	primary healthcare
PHP	People's Housing Process
PIC	Public Investment Corporation
PICC	Presidential Infrastructure Coordinating Commission
PIT	personal income tax
PJCC	Permanent Joint Commission for Cooperation
PLAs	Provincial licencing authorities
PLAS	Proactive Land Acquisition Strategy
PMDS	Performance Management Development System
PMSC	Private Military and Security Company
PMTCT	Prevention of Mother to Child Transmission
PNC	Presidential National Commission
PoA	Programme of Action
Pool	Pool for Open Innovation
PPECB	Perishable Products Export Control Board
PPPs	public-private partnerships
PPFA	Preferential Procurement Policy Framework Act
Prasa	Passenger Rail Agency of South Africa
PRC	Permanent Representatives Committee
PRC	People's Republic of China
PSC	Peace and Security Council
PSC	Public Service Commission
PSCBC	Public Service Coordinating Bargaining Council
PSDF	Provincial Spatial Development Framework
PSeta	Public Service Sector Education and Training Authority
PTA	Preferential Trade Agreement

**Q**

QCTO	Quality Council for Trades and Occupations
QIDS-UP	Quality Improvement, Development, Support and Upliftment Programme
QLTC	Quality Learning and Teaching Campaign
QSAPE	Qualifying South African Production Expenditure

**R**

R&D	research and development
RAASA	Recreation and Aviation Administration South Africa
RAC	Regional Advisory Committee
RAF	Road Accident Fund
RAS	Registration Administration System
RADP	Recapitalisation and Development Programme
RBIG	Regional Bulk Infrastructure Programme
RCD	research capacity development
RDI	research, development and innovation
RDP	Reconstruction and Development Programme
REC	regional economic community
REID	Rural Enterprise Infrastructure Development
REIPPP	Renewable Energy Independent Power Producer Procurement Programme
RFSTP	Regional Food Security Training Programme

RHLF	Rural Housing Loan Fund
RHP	River Health Programme
Rica	Regulation of Communications and Provision of Communication-related Information Act
RoK	Republic of Korea
RPPO	Regional Plant Protection Organisation (for Africa)
RSR	Railway Safety Regulator
RTIA	Road Traffic Infringement Agency
RTMC	Road Traffic Management Corporation
RTMS	Road Traffic Management Strategy
RTSB	Road Traffic Safety Board
RWH	Rainwater harvesting

**S**

S&T	science and technology
SAA	South African Airways
SAAF	South African Air Force
SAAO	South African Astronomical Observatory
Saaqis	South African Air-Quality Information System
SA Army	South African Army
Saasta	South African Agency for Science and Technology Advancement
Saats	South African Air Traffic System
Saba	South African Braille Authority
Sabap	Southern African Bird Atlas Project
SABC	South African Broadcasting Corporation
Sabca	Southern African Butterfly Conservation Assessment
SABDC	South African Book Development Council
Sabi	South African Biosystematics Initiative
Sabif	South African Bioinformatics Facility
SABS	South African Bureau of Standards
SABT	South African Ballet Theatre
SACAA	South African Civil Aviation Authority
Sacci	South African Chamber of Commerce and Industry
SACMEQ	Southern and Eastern Africa Consortium for Monitoring Education Quality
SACE	South African Council for Educators
Sacob	South African Chamber of Business
SACSSP	South African Council for Social Service Professions
Sacu	South African Customs Union
SADB	South African Diamond Board
SADC	Southern African Development Community
SADCC	Southern African Development Coordination Conference
Sadi	South African Defence Industry
SADPMR	South African Diamond and Precious Metals Regulator
SADR	Saharawi Arab Democratic Republic
Saeon	South African Environmental Observation Network
Safcol	South African Forestry Company Limited
SAFIPA	South Africa-Finland Partnership
SAGNC	South African Geographical Names Council
Saha	South African History Archive
Sahara	Social Aspects of AIDS Research Alliance
Sahra	South African Heritage Resources Agency
SAHRC	South African Human Rights Commission
Saiab	South African Institute for Aquatic Biodiversity
SAICA	South African Institute of Chartered Accountants
SAIDS	South African Institute for Drug-Free Sport
SAJEI	South African Judicial Education Institute
SALB	South African Library for the Blind
Salga	South African Local Government Association
SALRC	South African Law Reform Commission

Salt	South African Large Telescope
Samaf	South African Micro-Finance Apex Fund
Samas	South African Music Awards
SAMB	South African Mzansi Ballet
SAMHS	South African Military Health Service
Samsa	South African Maritime Safety Authority
SAMHS	South African Military Health Service
Samro	South African Music Rights Organisation
SAN	South African Navy
Sanac	South African National AIDS Council
Sanai	South African Academy of Intelligence
Sanap	South African National Antarctic Programme
Sanas	South African National Accreditation System
Sanbi	South African National Biodiversity Institute
Sanca	South African National Council of Alcohol and Drug Dependence
SANCB	South African National Convention Bureau
Sancor	South African Network for Coastal and Oceanic Research
SANDF	South African National Defence Force
Sanedi	South African National Energy Development Institute
Sanef	South African National Editors' Forum
Saneri	South African National Energy Research Institute
SANParks	South African National Parks
Sanral	South African National Roads Agency Limited
Sanren	South African National Research Network
Sansa	South African National Space Agency
SAOBC	South African Ostrich Business Chamber
Sapca	South African Pest Control Association
Sapo	South African Port Operations
Sapo	South African Post Office
SAPP	Southern African Power Pool
SAPS	South African Police Service
Saqa	South African Qualifications Authority
SAR	search and rescue
SARB	South African Reserve Bank
SARChI	South African Research Chairs Initiative
Sars	South African Revenue Service
Sasa	South African Schools Act
Sasar	South African Search-and-Rescue Organisation
Sascoc	South African Sports Confederation and Olympic Committee
SASS	South African Secret Service
Sassa	South African Social Security Agency
Sasseta	Safety and Security Sector Education and Training Authority
Sastela	Southern Africa Solar Thermal and Electricity Association
SAT	South African Tourism
Sawen	South African Women Entrepreneurs' Network
Sawima	South African Women in Mining Association
Sawis	South African Wine Industry Information and Systems
SAWS	South African Weather Service
SAYAS	South African Young Academy of Science
SAX	South African Express Airways
SCA	Supreme Court of Appeal
SCCU	Specialised Commercial Crime Unit
SCI	Social Cohesion and Integration
SciELO	Scientific Electronic Online
Scoa	Standard chart of accounts
Scopa	Standing Committee on Public Accounts
SCRHD	Social Contract for Rapid Housing delivery
SDF	Spatial Development Framework

SDIP	Service-Delivery Improvement Plan
SDP	Strategic Defence Procurement
Seda	Small Enterprise Development Agency
Sefa	Small Enterprise Finance Agency
SET	science, engineering and technology
Seta	Sector Education and Training Authority
SETE	Sports Events Tourism Exchange
SEZs	special economic zones
SFF	Strategic Fuel Fund
SFAC	Sasol Fuels Application Centre
SGB	School Governing Body
SHF	Social Housing Foundation
SHRA	Social Housing Regulatory Authority
SIP	Strategic Investment Programme
SIPs	Strategic integrated projects
Sita	State Information Technology Agency
SIU	Special Investigating Unit
SKA	Square Kilometre Array
Skep	Succulent Karoo Ecosystem Programme
SMEs	small and medium-sized enterprises
SMMEs	small, medium and micro-enterprises
Soca	Sexual Offences and Community Affairs
SOCs	state-owned companies
SOEs	state-owned enterprises
SpaceX	Space Exploration Technologies
SPCD	Social Protection and Community Development
SPS	Sanitary and phytosanitary measures
SPS	Soil Protection Strategy
SRSA	Sport and Recreation South Africa
S&T	science and technology
Stats SA	Statistics South Africa
STB	set-top box
STIs	sexually transmitted infections
STT	Securities Transfer Tax
SWPN-SA	Strategic Water Partners Network – South Africa

**T**

t	ton
TAU SA	Transvaal Agricultural Union of South Africa
TAC	total allowable catch
TB	tuberculosis
TBCSA	Tourism Business Council of South Africa
TCCs	Thuthuzela care centres
TCTA	Trans Caledon Tunnel Authority
TDCA	Trade Development and Cooperation Agreement
Tenet	Tertiary Education and Research Network of South Africa
TEP	Tourism Enterprise Programme
TEU	twenty-foot equivalent unit
TFCAs	transfrontier conservation areas
TFR	Transnet Freight Rail
TFTA	Tripartite Free Trade Area
TGCSA	Tourism Grading Council of South Africa
Theta	Tourism and Hospitality Education and Training Authority
TIA	Technology Innovation Agency
TICAD	Tokyo International Conference on African Development
Tisa	Trade and Investment South Africa
TMNP	Table Mountain National Park
ToPS	Threatened or Protected Species



TRC	Truth and Reconciliation Commission
TRP	Taxi Recapitalisation Programme
TRT	tactical response teams
TSP	Tourism Support Programme
TYIP	Ten-Year Innovation Plan

**U**

UAE	United Arab Emirates
UAVs	unmanned aerial vehicles
UCLV	United Cities and Local Government
UEMP	Urban Environmental Management Programme
UIF	Unemployment Insurance Fund
UJ	University of Johannesburg
UK	United Kingdom
Umalusi	General and Further Education and Training Quality Assurance Council
UN	United Nations
UNCCC	United Nations Convention on Climate Change
UNCCD	United Nations Convention to Combat Desertification
Unced	United Nations Conference on Environment and Development
UNCRDP	United Nations Convention on the Rights of People with Disabilities
UNCSW	United Nations Commission Focusing on Women
UNDP	United Nations Development Programme
Unep	United Nations Environment Programme
Unesco	United Nations Educational, Scientific and Cultural Organisation
UNFCCC	United Nations Framework Convention on Climate Change
UNGA	United Nations General Assembly
UNHRC	United Nations Human Rights Council
Unicef	United Nations Children's Fund
UNIDB	United Nations International Day for Biological Diversity
Unisa	University of South Africa
UNODC	United Nations Office on Drugs and Crime
UNPFA	United Nations Population Fund
UNSC	United Nations Security Council
UNSCF	United Nations Strategic Cooperation Framework
UNSG	United Nations Secretary-General
UNWTO	United Nations World Tourism Organization
UP	University of Pretoria
UPU	Universal Postal Union
USA	United States of America
Usaasa	Universal Service and Access Agency
Usaf	Universal Service and Access Fund
USAID	United States Agency for International Development
USDG	Urban Settlements Development Grant
USO	universal service obligation
USSR	Union of Soviet Socialist Republics

**V**

V&A	Victoria and Alfred (Waterfront)
VAT	value-added tax
VCT	voluntary counselling and testing
VEP	Victim Empowerment Programme
VFR	victim-friendly rooms
VLBI	very long baseline interferometry
VOC	Dutch East India Company
VOD	victim-offender dialogue

**W**

WACS	West African Cable System
------	---------------------------

WADA	World Anti-Doping Agency
WAR	Water Allocation Reform
WASA	Wind Atlas for South Africa
WBA	World Boxing Association
WEF	World Economic Forum
WfGD	Water for Growth Development
WfW	Working for Water
WHO	World Health Organisation
WiH	Women in Housing
WIO-LaB	West Indian Ocean Land-Based Activities Project
WIPO	World Intellectual Property Organisation
WISA	Women in Science Award
Wits	University of the Witwatersrand
WMA	water management area
WMO	World Meteorological Organisation
WRC	Water Research Commission
WRCC	World Radio Communication Conference
WRS	Water Resource Strategy
WSAs	water service authorities
WSDPs	water-services development plans
WSDSP	Workplace Skills Development Support Programme
WSSD	World Summit on Sustainable Development
WTE	Water Trading Entity
WTO	World Trade Organisation
WUAs	water-user associations
WWF	World Wildlife Fund for Nature
WWF-SA	World Wildlife Fund for Nature South Africa

**X**

XDR TB	Extreme Drug-Resistant Tuberculosis
--------	-------------------------------------

**Y**

YES	Youth Environment Services
YiH	Youth in Housing

**Z**

ZADNA	.za Domain Name Authority
Zanu-PF	Zimbabwean African National Union Patriotic Front
ZCC	Zion Christian Church

## National government departments and organisational components

### Agriculture, Forestry and Fisheries

Website: [www.daff.gov.za](http://www.daff.gov.za)  
Private Bag X250, Pretoria, 0001  
Tel: 012 319 6000 Fax: 012 319 6943

### Arts and Culture

Website: [www.dac.gov.za](http://www.dac.gov.za)  
Private Bag X897, Pretoria, 0001  
Tel: 012 441 3000 Fax: 012 441 3699

### Basic Education

Website: [www.education.gov.za](http://www.education.gov.za)  
Private Bag X895, Pretoria, 0001  
Tel: 012 357 3000 Fax: 012 323 0601

### Civilian Secretariat for Police

Website: [www.policesecretariat.gov.za](http://www.policesecretariat.gov.za)  
Private Bag X922, Pretoria, 0001  
Tel: 012 393 2500 Fax: 012 393 2536

### Communications

Website: [www.doc.gov.za](http://www.doc.gov.za)  
Private Bag X860, Pretoria, 0001  
Tel: 012 473 8000 Fax: 012 473 0593

### Cooperative Governance and Traditional Affairs

Website: [www.cogta.gov.za](http://www.cogta.gov.za)  
Private Bag X804, Pretoria, 0001  
Tel: 012 334 0600 Fax: 012 334 0603

### Correctional Services

Website: [www.dcs.gov.za](http://www.dcs.gov.za)  
Private Bag X136, Pretoria, 0001  
Tel: 012 307 2998 Fax: 012 323 6088

### Defence

Website: [www.dod.mil.za](http://www.dod.mil.za)  
Private Bag X910, Pretoria, 0001  
Tel: 012 355 6999 Fax: 012 347 7445

### Economic Development

Website: [www.economic.gov.za](http://www.economic.gov.za)  
Private Bag X84, Pretoria, 0001  
Tel: 012 394 1006 Fax: 086 556 2052

### Energy

Website: [www.energy.gov.za](http://www.energy.gov.za)  
Private Bag X96, Pretoria, 0002  
Tel: 012 406 8000 Fax: 012 323 5848

### Environmental Affairs

Website: [www.environment.gov.za](http://www.environment.gov.za)  
Private Bag X447, Pretoria, 0001  
Tel: 012 399 9000 Fax: 012 359 3625

### Government Communications (GCIS)

Website: [www.gcis.gov.za](http://www.gcis.gov.za)  
Private Bag X745, Pretoria, 0001  
Tel: 012 473 0000 Fax: 012 473 0593

### Health

Website: [www.doh.gov.za](http://www.doh.gov.za)  
Private Bag X828, Pretoria, 0001  
Tel: 012 395 8000 Fax: 012 395 9165

### Higher Education and Training

Website: [www.dhet.gov.za](http://www.dhet.gov.za)  
Private Bag X174, Pretoria, 0001  
Tel: 012 312 5911 Fax: 012 323 0291

### Home Affairs

Website: [www.dha.gov.za](http://www.dha.gov.za)  
Private Bag X114, Pretoria, 0001  
Tel: 012 406 2500 Fax: 086 512 7864

### Human Settlements

Website: [www.dhs.gov.za](http://www.dhs.gov.za)  
Private Bag X644, Pretoria, 0001  
Tel: 012 421 1311 Fax: 012 341 8513

### Independent Police Investigative Directorate (IPID)

Website: [www.ipid.gov.za](http://www.ipid.gov.za)  
Private Bag X941, Pretoria, 0001  
Tel: 012 399 0000 Fax: 012 326 0408

### International Relations and Cooperation

Website: [www.dirco.gov.za](http://www.dirco.gov.za)  
Private Bag X152, Pretoria, 0001  
Tel: 012 351 1000 Fax: 012 329 1000

### Justice and Constitutional Development

Website: [www.justice.gov.za](http://www.justice.gov.za)  
Private Bag X81, Pretoria, 0001  
Tel: 012 315 1111 Fax: 012 315 1749

### Labour

Website: [www.labour.gov.za](http://www.labour.gov.za)  
Private Bag X117, Pretoria, 0001  
Tel: 012 309 4000 Fax: 012 320 2059

### Military Veterans

Website: [www.dmv.mil.za](http://www.dmv.mil.za)  
Private Bag X910, Pretoria, 0001  
Tel: 012 765 9419 Fax: 012 671 1108

### Mineral Resources

Website: [www.dmr.gov.za](http://www.dmr.gov.za)  
Private Bag X59, Arcadia, 0007  
Tel: 012 444 3000 Fax: 012 341 2228

**National School of Government**

Website: [www.thensg.gov.za](http://www.thensg.gov.za)  
 Private Bag X759, Pretoria, 0001  
 Tel: 012 441 6000 Fax: 012 441 6030

**National Treasury**

Website: [www.treasury.gov.za](http://www.treasury.gov.za)  
 Private Bag X115, Pretoria, 0001  
 Tel: 012 315 5111 Fax: 012 315 5126

**Planning, Monitoring and Evaluation**

Website: [www.thepresidency-dpme.gov.za](http://www.thepresidency-dpme.gov.za)  
 Private Bag X944, Pretoria, 0001  
 Tel: 012 312 0000 Fax: 012 323 8246

**Presidency (The)**

Website: [www.thepresidency.gov.za](http://www.thepresidency.gov.za)  
 Private Bag X1000, Pretoria, 0001  
 Tel: 012 300 5200 Fax: 012 323 8246  
 and  
 Private Bag X1000, Cape Town, 8000  
 Tel: 021 464 2100 Fax: 021 461 2838

**Public Enterprises**

Website: [www.dpe.gov.za](http://www.dpe.gov.za)  
 Private Bag X15, Hatfield, 0028  
 Tel: 012 431 1000 Fax: 012 342 1039

**Public Service and Administration**

Website: [www.dpsa.gov.za](http://www.dpsa.gov.za)  
 Private Bag X916, Pretoria, 0001  
 Tel: 012 336 1183 Fax: 012 336 1831

**Public Works**

Website: [www.publicworks.gov.za](http://www.publicworks.gov.za)  
 Private Bag X65, Pretoria, 0001  
 Tel: 012 406 1000 Fax: 012 272 8986

**Rural Development and Land Reform**

Website: [www.ruraldevelopment.gov.za](http://www.ruraldevelopment.gov.za)  
 Private Bag X833, Pretoria, 0001  
 Tel: 012 312 8911 Fax: 012 312 6066

**Science and Technology**

Website: [www.dst.gov.za](http://www.dst.gov.za)  
 Private Bag X894, Pretoria, 0001  
 Tel: 012 843 6300 Fax: 012 349 1037

**Social Development**

Website: [www.dsd.gov.za](http://www.dsd.gov.za)  
 Private Bag X901, Pretoria, 0001  
 Tel: 012 312 7500 Fax: 012 312 7470

**South African Police Service**

Website: [www.saps.gov.za](http://www.saps.gov.za)  
 Private Bag X94, Pretoria, 0001  
 Tel: 012 393 1000 Fax: 012 393 2819

**South African Revenue Service**

Website: [www.sars.gov.za](http://www.sars.gov.za)  
 Private Bag X923, Pretoria, 0001  
 Tel: 012 422 4000 Fax: 012 422 6848

**Sport and Recreation South Africa**

Website: [www.srsa.gov.za](http://www.srsa.gov.za)  
 Private Bag X896, Pretoria, 0001  
 Tel: 012 304 5000 Fax: 012 323 8440

**State Security**

Website: [www.ssa.gov.za](http://www.ssa.gov.za)  
 Private Bag X87, Pretoria, 0001  
 Tel: 012 427 4000 Fax: 012 480 7582

**Statistics South Africa**

Website: [www.statssa.gov.za](http://www.statssa.gov.za)  
 Private Bag X44, Pretoria, 0001  
 Tel: 012 310 8911 Fax: 012 310 8944

**Telecommunications and Postal Services**

Website: [www.dtps.gov.za](http://www.dtps.gov.za)  
 Private Bag X860, Pretoria, 0001  
 Tel: 012 427 8247 Fax: 012 427 6915

**Tourism**

Website: [www.tourism.gov.za](http://www.tourism.gov.za)  
 Private Bag X424, Pretoria, 0001  
 Tel: 012 444 6000 Fax: 012 444 7000.

**Trade and Industry**

Website: [www.thedti.gov.za](http://www.thedti.gov.za)  
 Private Bag X84, Pretoria, 0001  
 Tel: 0861 843 384 Fax: 0861 843 888

**Traditional Affairs**

Website: [www.dta.gov.za](http://www.dta.gov.za)  
 Private Bag X804, Pretoria, 0001  
 Tel: 012 336 5824 Fax: 012 336 5952

**Transport**

Website: [www.transport.gov.za](http://www.transport.gov.za)  
 Private Bag X193, Pretoria, 0001  
 Tel: 012 309 3000 Fax: 012 328 3370

**Water and Sanitation**

Website: [www.dwa.gov.za](http://www.dwa.gov.za)  
 Private Bag X313, Pretoria, 0001  
 Tel: 012 336 7500 Fax: 012 336 8664

**Women**

Website: [www.women.gov.za](http://www.women.gov.za)  
 Private Bag X931, Pretoria, 0001  
 Tel: 012 359 0071 Fax: 086 683 5502

**Parliamentary information****National Assembly**

Website: [www.parliament.gov.za](http://www.parliament.gov.za)  
 PO Box 15, Cape Town, 8000  
 Tel: 021 403 2600 Fax: 021 461 9462

**National Council of Provinces**

Website: [www.parliament.gov.za](http://www.parliament.gov.za)  
 PO Box 15, Cape Town, 8000  
 Tel: 021 403 2911 Fax: 021 461 9460

**Provincial government****Eastern Cape**

Website: [www.ecprov.gov.za](http://www.ecprov.gov.za)  
 Private Bag X0047, Bhisho 5605  
 Tel: 040 609 6626 Fax: 040 609 6607

**Free State**

Website: [www.freestateonline.gov.za](http://www.freestateonline.gov.za)  
 Private Bag X227, Bloemfontein, 9300  
 Tel: 051 405 5799 Fax: 051 405 4803

**Gauteng**

Website: [www.gautengonline.gov.za](http://www.gautengonline.gov.za)  
 Private Bag X61, Marshalltown, 2107  
 Tel: 011 355 6000 Fax: 011 836 9334

**KwaZulu-Natal**

Website: [www.kznonline.gov.za](http://www.kznonline.gov.za)  
 Private Bag X9037, Pietermaritzburg, 3200  
 Tel: 033 341 3300 Fax: 033 394 4505

**Limpopo**

Website: [www.limpopo.gov.za](http://www.limpopo.gov.za)  
 Private Bag X9483, Polokwane, 0700  
 Tel: 015 287 6000 Fax: 015 295 3840

**Mpumalanga**

Website: [www.mpumalanga.gov.za](http://www.mpumalanga.gov.za)  
 Private Bag X11291, Nelspruit, 1200  
 Tel: 013 766 1000 Fax: 013 766 2494

**Northern Cape**

Website: [www.northern-cape.gov.za](http://www.northern-cape.gov.za)  
 Private Bag X5016, Kimberley, 8300  
 Tel: 053 838 2600 Fax: 053 838 2690

**North West**

Website: [www.nwpg.gov.za](http://www.nwpg.gov.za)  
 Private Bag X65, Mmabatho 2735  
 Tel: 018 388 3456 Fax: 018 388 3008

**Western Cape**

Website: [www.westerncape.gov.za](http://www.westerncape.gov.za)  
 Private Bag X9043, Cape Town, 8000  
 Tel: 021 483 4705 Fax: 021 483 7216

**Government structures and organisational components**  
**Agricultural Research Council**

Website: [www.arc.agric.za](http://www.arc.agric.za)  
 PO Box 8783, Pretoria, 0001  
 Tel: 012 427 9700 Fax: 012 430 5814

**Airports Company South Africa**

Website: [www.airports.co.za](http://www.airports.co.za)  
 PO Box 75480, Gardenview, 2047  
 Tel: 011 723 1400 Fax: 011 453 9353

**Armaments Corporation of South Africa**

Website: [www.armscor.co.za](http://www.armscor.co.za)  
 Private Bag X337, Pretoria, 0001  
 Tel: 012 428 1911 Fax: 012 428 5635

**Auditor-General**

Website: [www.agsa.co.za](http://www.agsa.co.za)  
 PO Box 446, Pretoria, 0001  
 Tel: 012 426 8000 Fax: 012 426 8257

**Central Energy Fund**

Website: [www.cefgroup.org.za](http://www.cefgroup.org.za)  
 PO Box 786141, Sandton, 2146  
 Tel: 011 201 4700 Fax: 011 201 4820

**Commission for Conciliation, Mediation and Arbitration**

Website: [www.ccm.a.org.za](http://www.ccm.a.org.za)  
 Private Bag X94, Marshalltown, 2107  
 Tel: 011 377 6650 Fax: 011 834 7351

**Commission on Gender Equality**

Website: [www.cge.org.za](http://www.cge.org.za)  
 PO Box 32175, Braamfontein, 2017  
 Tel: 011 403 7182 Fax: 011 403 7188

**Commission on the Restitution of Land Rights**

Website: [www.ruraldevelopment.gov.za](http://www.ruraldevelopment.gov.za)  
 Private Bag X833, Pretoria, 0001  
 Tel: 012 312 8911 Fax: 012 312 8066

**Commission for the Promotion and Protection of the Rights of Cultural, Religious and Linguistic Communities**

Website: [www.crlcommission.org.za](http://www.crlcommission.org.za)  
 Private Bag X90 000, Houghton, 2041  
 Tel: 011 358 9100 Fax: 011 880 3495

**Competition Commission**

Website: [www.compcom.co.za](http://www.compcom.co.za)  
 Private Bag X23, Lynnwood Ridge, 0040  
 Tel: 012 394 3200 Fax: 012 394 0166



**Constitutional Court**

Website: [www.constitutionalcourt.org.za](http://www.constitutionalcourt.org.za)  
 Private Bag X1, Constitution Hill,  
 Braamfontein, 2017  
 Tel: 011 359 7400 Fax: 011 403 6524

**Council for Geoscience**

Website: [www.geoscience.org.za](http://www.geoscience.org.za)  
 Private Bag X112, Pretoria, 0001  
 Tel: 012 841 1911 Fax: 012 841 1221

**Council for Mineral Technology**

Website: [www.mintek.co.za](http://www.mintek.co.za)  
 Private Bag X3015, Randburg, 2125  
 Tel: 011 709 4111 Fax: 011 793 2413

**Council for Scientific and Industrial Research**

Website: [www.csir.co.za](http://www.csir.co.za)  
 PO Box 395, Pretoria, 0001  
 Tel: 012 841 2911 Fax: 012 349 1153

**Council on Higher Education**

Website: [www.che.ac.za](http://www.che.ac.za)  
 PO Box 94, Perseus Park, 0020  
 Tel: 012 349 3840 Fax: 012 349 3942

**Denel (Pty) Limited**

Website: [www.denel.co.za](http://www.denel.co.za)  
 PO Box 8322, Centurion, 0046  
 Tel: 012 671 2700 Fax: 012 671 2751

**Development Bank of Southern Africa**

Website: [www.dbsa.org](http://www.dbsa.org)  
 PO Box 1234, Halfway House, 1685  
 Tel: 011 313 3911 Fax: 011 313 3086

**Eskom**

Website: [www.eskom.co.za](http://www.eskom.co.za)  
 PO Box 1091, Johannesburg, 2000  
 Tel: 011 800 8111 Fax: 011 800 4299

**Film and Publication Board**

Website: [www.fpb.gov.za](http://www.fpb.gov.za)  
 Private Bag X31, Highveld Park, 2041  
 Tel: 012 003 1400 Fax: 012 661 0074

**Financial Intelligence Centre**

Website: [www.fic.gov.za](http://www.fic.gov.za)  
 Private Bag X177, Centurion, 0046  
 Tel: 012 641 6000 Fax: 012 641 6215

**Government Printing Works**

Website: [www.gpw.gov.za](http://www.gpw.gov.za)  
 Private Bag X85, Pretoria, 0001  
 Tel: 012 748 6000 Fax: 012 323 0009

**Human Sciences Research Council**

Website: [www.hsrc.ac.za](http://www.hsrc.ac.za)  
 Private Bag X41, Pretoria, 0001  
 Tel: 012 302 2000 Fax: 012 302 2001

**Independent Communications Authority of South Africa**

Website: [www.icasa.org.za](http://www.icasa.org.za)  
 Private Bag X10002, Sandton, 2146  
 Tel: 011 566 3000/1 Fax: 011 566 4000/1

**Independent Electoral Commission**

Website: [www.elections.org.za](http://www.elections.org.za)  
 Private Bag X112, Centurion, 0046  
 Tel: 012 622 5700 Fax: 012 622 5784

**Independent Development Trust**

Website: [www.idt.org.za](http://www.idt.org.za)  
 PO Box 73000, Lynnwood Ridge, 0043  
 Tel: 012 845 2000 Fax: 012 348 0939

**Industrial Development Corporation**

Website: [www.idc.co.za](http://www.idc.co.za)  
 PO Box 784055, Sandton, 2146  
 Tel: 011 269 3000 Fax: 011 269 3116

**International Marketing Council**

Website: [www.brandsouthafrica.com](http://www.brandsouthafrica.com)  
 PO Box 87168, Houghton, 2041  
 Tel: 011 483 0122 Fax: 011 483 0124

**Judicial Service Commission**

Private Bag X1, Constitution Hill, Braamfontein, 2017  
 Tel: 011 838 2010 Fax: 086 619 0944

**Land and Agricultural Bank of South Africa**

Website: [www.landbank.co.za](http://www.landbank.co.za)  
 PO Box 375, Pretoria, 0001  
 Tel: 012 686 0500 Fax: 012 686 0682

**Land Claims Court**

Website: [www.judiciary.org.za](http://www.judiciary.org.za)  
 Private Bag X10060, Randburg, 2125  
 Tel: 011 781 2291 Fax: 011 781 2217/8

**Media Development and Diversity Agency**

Website: [www.mdda.org.za](http://www.mdda.org.za)  
 PO Box 42846, Fordsburg, 2033  
 Tel: 011 643 1100 Fax: 011 643 1126

**Municipal Demarcation Board**

Website: [www.demarcation.org.za](http://www.demarcation.org.za)  
 Private Bag X28, Hatfield, 0028  
 Tel: 012 342 2481/2 Fax: 012 342 2480

**National Advisory Council on Innovation**

Website: [www.naci.org.za](http://www.naci.org.za)  
 Private Bag X894, Pretoria, 0001  
 Tel: 012 844 0252 Fax: 086 681 0144

**National Agricultural Marketing Council**

Website: [www.namc.co.za](http://www.namc.co.za)  
 Private Bag X935, Pretoria, 0001  
 Tel: 012 341 1115 Fax: 012 341 1811

**National Archives of South Africa**

Website: [www.national.archives.gov.za](http://www.national.archives.gov.za)  
 Private Bag X236, Arcadia, 0007  
 Tel: 012 441 3200 Fax: 012 323 5287

**National Arts Council of South Africa**

Website: [www.nac.org.za](http://www.nac.org.za)  
 PO Box 500, Newtown, 2113  
 Tel: 011 838 1383 Fax: 011 838 6363

**National Development Agency**

Website: [www.nda.org.za](http://www.nda.org.za)  
 PO Box 31959, Braamfontein, 2017  
 Tel: 011 018 5500 Fax: 011 403 2514/5

**National Economic Development Labour Council**

Website: [www.nedlac.org.za](http://www.nedlac.org.za)  
 PO Box 1775, Saxonwold, 2132  
 Tel: 011 328 4200 Fax: 011 447 2089

**National Empowerment Fund**

Website: [www.nefcorp.co.za](http://www.nefcorp.co.za)  
 PO Box 31, Melrose Arch,  
 Melrose North, 2076  
 Tel: 011 305 8000 Fax: 011 305 8001

**National Energy Regulator**

Website: [www.nersa.org.za](http://www.nersa.org.za)  
 PO Box 40343, Arcadia, 0007  
 Tel: 012 401 4600 Fax: 012 401 4700

**National Film and Video Foundation**

Website: [www.nfvf.co.za](http://www.nfvf.co.za)  
 Private Bag X04, Northlands, 2116  
 Tel: 011 483 0880 Fax: 011 483 0881

**National Film, Video and Sound Archives**

Website: [www.national.archives.co.za](http://www.national.archives.co.za)  
 Private Bag X236, Pretoria, 0001  
 Tel: 012 441 3200 Fax: 012 323 5287

**National Gambling Board**

Website: [www.ngb.org.za](http://www.ngb.org.za)  
 Private Bag X27, Hatfield, 0028  
 Tel: 012 394 3800 Fax: 012 394 4800

**National Home-Builders' Registration Council**

Website: [www.nhbrc.org.za](http://www.nhbrc.org.za)  
 PO Box 461, Randburg, 2125  
 Tel: 011 317 0000 Fax: 011 317 0105

**National House of Traditional Leaders**

Private Bag X804, Pretoria, 0001  
 Tel: 012 395 4791 Fax: 012 395 4650

**National Housing Finance Corporation**

Website: [www.nhfc.co.za](http://www.nhfc.co.za)  
 PO Box 31376, Braamfontein, 2017  
 Tel: 011 644 9800 Fax: 011 484 0204

**National Lotteries Board**

Website: [www.nlb.org.za](http://www.nlb.org.za)  
 PO Box 1556, Brooklyn Square, 0075  
 Tel: 012 432 1300 Fax: 012 432 1402

**National Nuclear Regulator**

Website: [www.nnr.co.za](http://www.nnr.co.za)  
 PO Box 7106, Centurion, 0046  
 Tel: 012 674 7100 Fax: 012 663 5513

**National Prosecuting Authority**

Website: [www.npa.gov.za](http://www.npa.gov.za)  
 Private Bag X752, Pretoria, 0001  
 Tel: 012 845 6000 Fax: 012 804 7335

**National Research Foundation**

Website: [www.nrf.ac.za](http://www.nrf.ac.za)  
 PO Box 2600, Pretoria, 0001  
 Tel: 012 481 4000 Fax: 012 349 1179

**National Youth Development Agency**

Website: [www.nyda.gov.za](http://www.nyda.gov.za)  
 PO Box 982, Halfway House 1685  
 Tel: 011 651 7000 Fax: 011 805 9709

**Pan South African Language Board**

Website: [www.pansalb.org.za](http://www.pansalb.org.za)  
 Private Bag X08, Arcadia, 0007  
 Tel: 012 341 9638 Fax: 012 341 5938

**Petroleum Oil and Gas Corporation of South Africa (Pty) Limited**

Website: [www.petrosa.co.za](http://www.petrosa.co.za)  
 Private Bag X5, Parow, 7499  
 Tel: 021 929 3000 Fax: 021 929 3144

**Public Protector**

Website: [www.pprotector.org](http://www.pprotector.org)  
 Private Bag X677, Pretoria, 0001  
 Tel: 012 366 7000 Fax: 012 362 3473

**Public Investment Corporation**

Website: [www.pic.gov.za](http://www.pic.gov.za)  
 Private Bag X187, Pretoria 0001  
 Tel: 012 742 3400 Fax: 012 346 3276

**Small Enterprise Development Agency**

Website: [www.seda.org.za](http://www.seda.org.za)  
 PO Box 56714, Arcadia, 0007  
 Tel: 012 441 1000 Fax: 012 441 2064

**Small Enterprise Finance Agency**

Website: [www.sefa.org.za](http://www.sefa.org.za)  
 PO Box 1011, Zwartkop, 0051  
 Tel: 012 748 9600 Fax: 012 7489791

**South African Airways**

Website: [www.flysaa.com](http://www.flysaa.com)  
 Private Bag X13, Kempton Park, 1627  
 Tel: 011 978 1000 Fax: 011 978 3507

**South African Bureau of Standards**

Website: [www.sabs.co.za](http://www.sabs.co.za)  
 Private Bag X191, Pretoria, 0001  
 Tel: 012 428 7911 Fax: 012 344 1568

**South African Civil Aviation Authority**

Website: [www.caa.co.za](http://www.caa.co.za)  
 Private Bag X73, Halfway House, 1685  
 Tel: 011 545 1000 Fax: 011 545 1465

**South African Diamond and Precious Metals Regulator**

Website: [www.sadpmr.co.za](http://www.sadpmr.co.za)  
 PO Box 16001, Doornfontein 2023  
 Tel: 011 223 7000 Fax: 011 334 8898

**South African Forestry Company Limited**

Website: [www.safcol.co.za](http://www.safcol.co.za)  
 PO Box 1771, Silverton, 0127  
 Tel: 012 436 6300 Fax: 012 754 2733

**South African Human Rights Commission**

Website: [www.sahrc.org.za](http://www.sahrc.org.za)  
 Private Bag X2700, Houghton, 2041  
 Tel: 011 877 3600 Fax: 011 403 0668

**South African Law Reform Commission**

Website: [www.justice.gov.za](http://www.justice.gov.za)  
 Private Bag X668, Pretoria, 0001  
 Tel: 012 622 6300 Fax: 012 622 6261

**South African Local Government Association**

Website: [www.salga.net](http://www.salga.net)  
 PO Box 2094, Pretoria 0001  
 Tel: 012 369 8000 Fax: 012 369 8001

**South African National Parks**

Website: [www.sanparks.org](http://www.sanparks.org)  
 PO Box 787, Pretoria, 0001  
 Tel: 012 426 5170 Fax: 012 343 0153

**South African National Roads Agency Ltd**

Website: [www.sanral.co.za](http://www.sanral.co.za)  
 PO Box 415, Pretoria, 0001  
 Tel: 012 844 8000 Fax: 012 844 8200

**South African Nuclear Energy Corporation**

Website: [www.necsa.co.za](http://www.necsa.co.za)  
 PO Box X582, Pretoria, 0001  
 Tel: 012 305 4911 Fax: 012 305 3111

**South African Post Office Limited**

Website: [www.postoffice.co.za](http://www.postoffice.co.za)  
 PO Box 10000, Pretoria, 0001  
 Tel: 012 401 7000 Fax: 012 401 7707

**South African Reserve Bank**

Website: [www.resbank.co.za](http://www.resbank.co.za)  
 PO Box 427, Pretoria, 0001  
 Tel: 012 313 3911 Fax: 012 313 3929

**South African Tourism**

Website: [www.southafrica.net](http://www.southafrica.net)  
 Private Bag X10012, Sandton, 2146  
 Tel: 011 895 3000 Fax: 011 895 3001

**Special Investigating Unit**

Website: [www.siu.org.za](http://www.siu.org.za)  
 Private Bag X844, Silverton, 0127  
 Tel: 012 843 0000 Fax: 012 843 0115

**Technology for Women in Business**

Website: [www.twib.co.za](http://www.twib.co.za)  
 PO Box 395, Pretoria, 0001  
 Tel: 012 841 4983 Fax: 012 841 4954

**Telkom SA Ltd**

Website: [www.telkom.co.za](http://www.telkom.co.za)  
 Private Bag X74, Pretoria, 0001  
 Tel: 012 311 3911 Fax: 012 323 6733

**Trade and Investment South Africa**

Website: [www.thedti.gov.za](http://www.thedti.gov.za)  
 Private Bag X84, Pretoria, 0001  
 Tel: 012 394 3014 Fax: 012 394 4016

**Transnet Freight Rail**

Website: [www.transnet.net](http://www.transnet.net)  
 Private Bag X47, Johannesburg, 2000  
 Tel: 011 544 9584 Fax: 011 544 9599

**Water Research Commission**

Website: [www.wrc.org.za](http://www.wrc.org.za)  
 Private Bag X03, Gezina, 0031  
 Tel: 012 761 9300 Fax: 012 331 2565

**Government communication and information centres****Eastern Cape Provincial Office**

Private Bag X608, East London, 5200  
 Tel: 043 722 4903 Fax: 043 722 2615

**Free State Provincial Office**

PO Box 995, Bloemfontein, 9300  
 Tel: 051 448 4504 Fax: 051 430 7032

**Gauteng Provincial Office**

Private Bag X16, Johannesburg, 2000  
 Tel: 011 834 3560 Fax: 011 834 3621

**KwaZulu-Natal Provincial Office**

Private Bag X54332, Durban, 4000  
 Tel: 031 301 6787/8 Fax: 031 305 9431

**Limpopo Provincial Office**

PO Box 2452, Polokwane, 0700  
 Tel: 015 291 4689 Fax: 015 295 6982

**Mpumalanga Provincial Office**

PO Box 2856, Nelspruit, 1200  
 Tel: 013 753 2397 Fax: 013 753 2531

**Northern Cape Provincial Office**

Private Bag X5038, Kimberley, 6132  
 Tel: 053 832 1378/9 Fax: 053 832 1377

**North West Provincial Office**

Private Bag X2120, Mafikeng, 2745  
 Tel: 018 381 7071 Fax: 018 381 7066

**Upington Regional Office**

PO Box 2872, Upington, 8800  
 Tel: 054 332 6206 Fax: 054 332 6218

**Western Cape Provincial Office**

Private Bag X503, Athlone, 7600  
 Tel: 021 697 0145 Fax: 021 696 8424

**Parliamentary Office**

Private Bag X9075, Cape Town, 8000  
 Tel: 021 461 8146 Fax: 021 461 1446

**Thusong Service Centres**

Website: [www.thusong.gov.za](http://www.thusong.gov.za)

**Eastern Cape****Burgersdorp Service Centre**

Commander Building, Burgersdorp  
 Tel: 051 653 0595 Fax: 051 653 0742

**Centane Service Centre**

20 Bell Ave, Centani  
 Tel: 047 498 1126 Fax: 047 498 1032

**Cofimvaba Service Centre**

Cnr High Street & Bellair Ave Cofimvaba  
 Tel: 047 874 0444 Fax: 047 874 0553

**Jansenville Service Centre**

77 Main Road, Jansenville  
 Tel: 049 891 0142 Fax: 049 891 0189

**KwaNophoyi Service Centre**

Mtsila and Nguse Village Junction, Mt Frere  
 Tel: 039 254 5000 Fax: 039 254 0343

**Qunu Service Centre**

Qunu Village, Mthatha  
 Tel: 047 538 7017 Fax: 047 538 7017

**Silindini Service Centre**

Silindi Administrative Area, Silindi  
 Tel: 047 548 1803 Fax: 047 548 1078

**Sterkspruit Service Centre**

79 Main Road, Sterkspruit  
 Tel: 051 611 1335 Fax: 051 611 1335

**Tombo Service Centre**

Tombo Village, Port St Johns  
 Tel: 047 564 1152 Fax: 047 564 1206

**Tsilitwa Service Centre**

Sulenkama, Qumbu  
 Tel: 082 564 8890 Fax: 047 553 0189

**Viedgesville Service Centre**

Viedgesville Village, Mthatha  
 Tel: 047 538 9011 Fax: 047 538 0026

**Free State****Botshabelo Service Centre**

1230 Section E, Botshabelo  
 Tel: 051 532 6791 Fax: 051 532 6791

**Kopanong Service Centre**

398 Booysen Street, Madikgetla, Trompsburg  
 Tel: 051 713 0189 Fax: 051 713 0192

**Mantsopa Service Centre**

Old Tribal Council Office, Tseki, Qwaqwa  
 Tel: 079 728 8654

**Namahadi Service Centre**

Charles Mopeli Stadium, Witsieshoek  
 Tel: 058 789 1147 Fax: 058 789 1147

**Phiritona Service Centre**

2264 Makoko Hlabane str, Phiritona  
Tel: 058 852 1411 Fax: 058 852 1917

**Qalabotjha Service Centre**

1279 Gamede str, Qalabotjha, Villiers  
Tel & Fax: 058 821 1127

**Tokologo Service Centre**

Malebogo Community Hall, Hertzogville  
Tel: 053 421 9051 Fax: 053 421 9244

**Zastron/Mohokare Service Centre**

Cnr Parsegrouw & Vechtkop str, Zastron  
Tel: 051 673 1679 Fax: 051 673 1082

**Gauteng****Alexandra Service Centre**

Cnr 8th Avenue & Roosevelt St, Alexandra  
Tel & Fax: 011 443 1358

**Atteridgeville Service Centre**

1770 Komane St, Atteridgeville  
Tel: 012 373 8856 Fax: 086 512 0928

**Bekkersdal Service Centre**

Cnr Godlo & Panypanya st, Bekkersdal  
Tel & Fax: 011 414 1888

**Boipatong Service Centre**

Cnr Mamelodi & Dr Nkomo St, Boipatong  
Tel: 016 988 1960 Fax: 016 988 1962

**Boitshpeville Service Centre**

Stand 2013 Phase 2, Tshepiso  
Tel & Fax: 016 988 1960

**Brandvlei Service Centre**

Stand 64, Ventersdorp Road, Brandvlei  
Tel: 011 416 2107 Fax: 011 414 1888

**Daveyton Service Centre**

Daveyton Mall, Eiselen Str, Daveyton, Benoni  
Tel: 011 926 7121 Fax: 011 926 7171

**Diepsloot Service Centre**

Stand 381 Diepsloot West, Diepsloot  
Tel & Fax: 926 7121

**Dobsonville Service Centre**

2332 Luthuli Street, Dobsonville  
Tel & Fax: 011 982 1200

**Duduza Service Centre**

1 Nala Street, Duduza, 1496  
Tel & Fax: 011 738 8516

**Ekangala Service Centre**

Section 4, Ekangala  
Tel: 082 930 0297

**Eldorado Park Service Centre**

4064 Link Crescent Ext 5, Eldorado Park  
Tel & Fax: 011 935 6492

**Eyethu Service Centre**

Cnr Nkosi & Matukane str, Rethabiseng  
Tel: 012 805 0117 Fax: 012 805 0121

**Faranani Service Centre**

PO Box 70021, Tsakane 1550, Brakpan  
Tel: 011 999 8086 Fax: 011 999 8046

**Ga-Rankuwa Service Centre**

Municipality Building, Zone 5, Ga-Rankuwa,  
Tel & Fax: 012 711 3160

**Hammanskraal Service Centre**

Hammanskraal Skills Centre, Hammanskraal  
Tel & Fax: 012 711 3160

**Hekpoort Service Centre**

PO Box 94, Krugersdorp  
Tel: 011 660 1105 Fax: 011 660 6726

**Impumulelo Service Centre**

Municipal Building, Impumulelo Street, Devon,  
Tel: 017 688 0051

**Ipelegeng Service Centre**

1238 White City, Jabavu, Soweto  
Tel: 011 982 5810 Fax 011 982 6400

**Kagiso Service Centre**

8740 Kagiso Avenue, Kagiso Ext 12  
Tel: 011 660 1105

**KwaThema Service Centre**

Nkosi St, Tornado Section, KwaThema  
Tel: 011 741 2256 Fax: 011 736 7730

**Lord Khanyile Service Centre**

Cnr Freedom and Osizweni St, Ivory Park  
Tel & Fax: 011 443 1358

**Mabopane Service Centre**

425 Mabopane Rd, Mabopane  
Tel & Fax: 012 711 3160

**Mamelodi Service Centre**

19864 Makhubela St, Mamelodi West  
Tel: 012 805 0117 Fax: 012 805 0121

**Maponya Urban Mall Service Centre**

368 Maponya Mall, Soweto  
Tel: 011 938 4257



**Mohlakeng Service Centre**

262 Ralerata Street, Mohlakeng  
Tel: 011 414 1072 Fax: 011 414 1888

**Muldersdrift Service Centre**

Plot 4 Rietfontein, Muldersdrift  
Tel & Fax: 011 414 1888

**Munsieville Service Centre**

Next to Police Station, Munsieville  
Tel: 083 584 6856

**Olievenhoutbosch Service Centre**

Tel & Fax: 012 799 5005

**Onverwacht Service Centre**

Onverwacht Library, Cullinan  
Tel & Fax: 012 732 0564

**Orange Farm Service Centre**

15747 Orange Farm Ext 4, Orange Farm  
Tel & Fax: 011 935 6492

**Orlando East Service Centre**

1425 Sofasonke Street, Orlando East  
Tel & Fax: 011 935 6492

**Poortjie Service Centre**

Next to Poortjie taxi rank, Johannesburg  
Tel & Fax: 011 982 1200

**Rabie Ridge Service Centre**

Cnr Stilt & Korhaan St, Rabie Ridge  
Tel & Fax: 011 443 1358

**Ratanda Service Centre**

Cnr Heidelberg & Boshoek St, Ratanda  
Tel & Fax: 016 988 1960

**Refilwe Service Centre**

Metsweding Local Municipality  
Tel & Fax: 012 711 3160

**Sebokeng Service Centre**

88 Moshoeshoe St, Sebokeng  
Tel: 016 988 1960 Fax: 016 988 1962

**Sicelo Shiceka Service Centre**

Sicelo Stadium, Meyerton  
Tel: 016 988 1960 Fax: 016 988 1962

**Soshanguve Service Centre**

49 Nafcoc Shopping Centre Soshanguve  
Tel & Fax: 012 799 5005

**Tarlton Service Centre**

8 Cecilia Street, Tarlton  
Tel: 011 414 1888 Fax: 011 414 1167

**Tembisa Service Centre**

238 Igqagqa Section, Tembisa  
Tel: 011 999 4240 Fax: 011 942 4254

**Thokoza Service Centre**

8015 Khumalo Street, Thokoza  
Tel: 011 999 2200 Fax: 011 905 0186

**Vosloorus Service Centre**

1 Berry Maree Rd, Vosloorus  
Tel & Fax: 011 899 4505

**Zithobeni Service Centre**

2237 Mothibe Drive, Zithobeni  
Tel: 013 937 0133

**KwaZulu-Natal**

Archie Gumede Service Centre  
1106 Zazi Road, Clermont  
Tel: 031 311 2561/2

**Bhamshele Service Centre**

Noodsberg Rd, Ozwathini  
Tel: 032 294 9076 Fax: 032 294 9075

**Bhomela Service Centre**

1106 Zazi Rd, Clernaville  
Tel: 039 688 2272 Fax: 039 688 2279

**Driefontein Service Centre**

next to Tribal Court, Driefontein  
Tel: 083 537 7845

**Dududu Service Centre**

Near SA Police Station, Dududu, Scottburgh  
Tel: 039 974 0989 Fax: 039 974 0432

**Dukuza Service Centre**

Okhahlamba Local Municipality, Dukuza  
Tel: 036 438 6102 Fax: 036 438 6136

**Ekuvukeni Service Centre**

F2748, Ekuvukeni  
Tel: 034 261 1000 Fax: 034 261 2035

**Imbabazane Service Centre**

White Mountain Rd, Imbabazane  
Tel: 036 353 0681 Fax: 036 353 6661

**Impendle Service Centre**

38 Ikhwezi Rd, Impendle  
Tel & Fax: 033 996 0445

**Inhlazuka Service Centre**

Richmond Local Municipality, Inhlazuka  
Tel: 031 781 1008 Fax: 031 781 1076

**Ixopo Service Centre**

40 Main Rd, Sisonke, Ixopo  
Tel & Fax: 039 834 1599

**Jozini Service Centre**

Circle street, Jozini  
Tel: 035 572 1292 Fax: 035 572 1266

**KwaMadlala Service Centre**

Ugu District, KwaMadlala  
Tel: 039 688 2278 Fax: 039 688 2279

**KwaMdakane Service Centre**

8853 Nellie's Farm, Dannhauser  
Tel: 034 305 9431 Fax: 034 314 3785

**KwaNzimakwe Service Centre**

Road D 1095, KwaNzimakwe  
Tel: 039 688 2272 Fax: 039 688 2279

**KwaXolo Service Centre**

D 686 Road, Port Shepstone  
Tel: 039 688 2272 Fax: 039 688 2279

**Lindela Service Centre**

Nxamalala, Nkolwana Village, Nkandla  
Tel & Fax: 035 476 4241

**Malangeni Service Centre**

Malangeni Mission, Malangeni  
Tel: 039 974 1061 Fax: 039 974 4148

**Mapumulo Service Centre**

Next to Post Office, Mapumulo  
Tel: 032 294 9076 Fax: 294 9075

**Mbazwana Service Centre**

Main Rd, Sodwana Bay, Mbazwana  
Tel: 035 571 0970 Fax: 035 571 0232

**Pietermaritzburg Service Centre**

242 Longmarket Street, Pietermaritzburg  
Tel: 033 897 6892 Fax: 033 342 5442

**Tugela Ferry Service Centre**

Main Rd, Tugela Ferry  
Tel & Fax : 033 493 0282

**Ulundi Service Centre**

2 Ulundi Administrative Building, Ulundi  
Tel & Fax: 035 870 0219

**Limpopo****Babirwa Service Centre**

Taueyatsoala Tribal Office, Babirwa  
Tel: 015 505 5345 Fax: 015 571 5808

**Bophelong Service Centre**

5050 Sedibeng Ext 10, Bophelong  
Tel: 016 986 3711 Fax: 016 986 0305

**Botlokwa Service Centre**

1154 Mphakane Village, Dwarsrivier  
Tel: 015 527 1596 Fax: 015 527 1742

**Bulamahlo Service Centre**

PO Box 51, Shiluvane 0873  
Tel & Fax: 015 355 4610

**Eldorado Service Centre**

PO Box 69, Raditshaba  
Tel: 015 592 9900 Fax: 015 592 8019

**Festus Sengaka Mothudi Service Centre**

Circuit Office, Ga-Ramokgopa  
Tel: 015 291 4689 Fax: 015 295 6982

**Fetakgomo-Atok Service Centre**

Atok Bogalatladi Village, Ga-Nkwana  
Tel: 015 622 8000 Fax: 015 622 8026

**Kgautswane Service Centre**

Kgautswane Village  
Tel: 013 231 7515 Fax: 013 238 0122

**Leboeng Service Centre**

Leboeng Safety Centre, Burgersfort  
Tel: 013 769 9026 Fax: 013 769 9201

**Lesedi Service Centre**

Khopo Village, Mopani, Tzaneen  
015 307 8452 Fax: 015 307 8049

**Mabatlane Service Centre**

268 Paul Kruger St, Vaalwater, Modimolle  
Tel: 014 755 3751 Fax: 014 755 3824

**Makhuvu Service Centre**

PO Box 30, Phangweni, Giyani  
Tel & Fax: 015 812 5602

**Makuya Service Centre**

Masisi-Makomve Road, Mutale  
Tel & Fax: 015 962 5307

**Mapela Service Centre**

Mesopotamia Village, Mapela  
Tel: 015 413 0002 Fax: 015 413 0023

**Mapodile Service Centre**

Eerstegeluk, Steelpoort  
Tel: 072 185 2031 Fax: 086 620 4242

**Maruleng Service Centre**

75 Metz Village, Maruleng  
Tel: 015 383 9944 Fax: 086 514 0997

**Mokwakwaila Service Centre**

Mokwakwaila Village  
Tel: 082 904 5903

**Mtiti Service Centre**

Mtiti Village  
Tel: 076 338 7328

**Relela Service Centre**

Mopani District, Relela Village  
Tel & Fax: 015 355 3137

**Selwane Service Centre**

Selwane Tribal Authority, Phalaborwa  
Tel: 015 780 6300 Fax: 015 780 6421

**Mpumalanga****Breyten Service Centre**

Cnr Grobler and Breytenbach St, Breyten  
Tel: 017 861 3124 Fax: 017 861 3810

**Casteel Service Centre**

PO Box 2736, Acornhoek, 1360  
Tel: 013 777 6014 Fax: 013 777 6113

**Daggakraal Service Centre**

260 Sinqobile Municipal Offices, Daggakraal  
Tel: 082 684 4462

**Driefontein Service Centre**

57 Corner Store Street, Driefontein  
Tel: 076 309 0003

**King Mokhosonke Cluster Service Centre**

1 Engwenyameni, KwaMhlanga  
Tel: 072 152 6652

**Louisville Service Centre**

Old Kangwane Offices, Louisville  
Tel: 013 781 0659 Fax: 013 781 0659

**Marapyane Service Centre**

Marapyane Shopping Centre  
Tel & Fax: 012 724 3812

**Matsamo Service Centre**

R570 Schoemansdal, Shongwe Mission  
Tel & Fax: 013 781 0659

**Mbangwane Service Centre**

Mbangwane Rd, Ehlazeni  
Tel & Fax: 013 781 0659

**Mmamethlake Service Centre**

Main Rd, Bamokgoko, Mmamethlake  
Tel: 083 262 7085

**Moremela Service Centre**

Moremela Village  
Tel: 072 901 5983 Fax: 086 561 2694

**Morgenon Service Centre**

166 Sivukile, Mainstreet, Morgenon  
Tel: 017 714 7719 Fax: 017 861 3810

**Mpuluzi Service Centre**

E 1340 Fernie B, Fernie  
Tel & Fax: 017 888 0300

**Sakhile Service Centre**

1029 Hlongwane St, Sakhile  
Tel: 017 714 7719 Fax: 017 861 3810

**Siyathemba Service Centre**

5080 East St, Siyathemba, Balfour  
Tel & Fax: 017 683 1031

**Tholulwazi Service Centre**

307 Shaka Maseko St, Leandra  
Tel: 017 683 3027 Fax: 017 683 1311

**Thuthukani Service Centre**

New Denmark Hostel, Malungisani St  
Tel: 082 828 1798 / 017 744 7719

**Wonderfontein Service Centre**

Portion 428, Nkangala  
Tel: 013 246 7443

**Northern Cape****Augrabies Service Centre**

PO Box 194, Augrabies, 8814  
Tel: 054 332 6206 Fax: 054 332 6218

**Calvinia Service Centre**

304 Church St, Calvinia  
Tel: 027 341 1216 Fax: 027 341 1992

**Colesberg Service Centre**

PO Box 101, Colesberg, 9795  
Tel: 051 753 2197 Fax: 051 753 2182

**Galeshewe Service Centre**

Cnr Matanzima & Letsholo St, Galeshewe  
Tel: 053 872 1197 Fax: 053 872 2647

**Manne Dipico Service Centre**

62 Sparrow St, Pescodina, 8309  
Tel: 053 873 1072 Fax: 053 873 1298

**Springbok Service Centre**

7 Van Riebeeck St, Springbok  
Tel: 027 712 2461 027 712 1899

**Tlhokomelo Service Centre**

Matanzima St, Mankuwane, Kimberley  
Tel: 053 872 2644 053 872 2647

**Upington Service Centre**

8 Basson St, Upington  
Tel: 054 322 6206 Fax: 054 322 6218

**Vanzylsrus/Kgomotsego Service Centre**

33 Short St, Vanzylsrus  
Tel: 053 781 0409 Fax: 053 781 0210

**North West****Bokamoso/Jerico Service Centre**

Jerico Main Road, Jerico  
Tel: 012 318 9582

**Kgetleng Service Centre**

Erasmus St, Swaruggens, 2835  
Tel & Fax: 014 544 0023

**Khutsong Service Centre**

Portion 1, Khutsong South, Carltonville  
Tel: 014 554 8815 Fax: 018 783 9033

**Lerethlabetse Service Centre**

Lebotlwane Village  
Tel: 012 716 1000 Fax: 012 716 1068

**Monakato Service Centre**

Monakato Village, Monakato  
Tel: 014 554 8815 Fax: 014 554 8593

**Tshedimotsetso Service Centre**

Boikhutso Village, Ventersdorp, 2710  
Tel & Fax: 018 264 2332

**Tshidilamolomo Service Centre**

Tshidilamolomo, 2753  
Tel: 018 361 0152 Fax: 018 361 0149

**Victor Tong Service Centre**

Morokweng Village, 8614  
Tel & Fax: 053 761 0093

**Western Cape****Atlantis Service Centre**

1 Nottingham st, Sharwood Park, Atlantis  
Tel & Fax: 021 572 1872

**Beaufort West Service Centre**

3 De Vries St, Rustdene  
Tel & Fax: 023 415 3144

**Bitterfontein Service Centre**

Cnr Kok & Long st, Bitterfontein  
Tel & Fax: 027 642 7344

**Bonteheuwel Service Centre**

Cnr Jakkalsvlei & Elder St, Bonteheuwel,  
Tel: 021 695 5425 Fax: 086 512 5237

**Citrusdal Service Centre**

Bohemia St, Citrusdal  
Tel & Fax: 027 921 2620

**Guga'sthembe Service Centre**

Washington St, Langa  
Tel: 021 400 4573 Fax: 021 418 8221

**Hartebeeskraal**

1 Nottingham St, Sharwood Park, Atlantis  
Tel & Fax: 021 572 1872

**Hawston Service Centre**

Church St, Hawston  
Tel & Fax: 028 315 2784

**Ilinglethu Service Centre**

Ilinglethu Sports Field, Malmesbury  
Tel: 022 486 4593 Fax: 022 486 4415

**Khayelitsha Service Centre**

Steve Biko Rd, Kayelitsha Mall  
Tel: 021 360 1228 Fax: 021 361 4340

**Klipdrift Service Centre**

Eden District, George  
Tel: 044 880 1174 Fax: 044 880 1165

**Laingsburg Service Centre**

Cnr Main & Third Ave, Goldnerville  
Tel & Fax: 023 551 1899

**Langebaan Service Centre**

7 Antonio Sieni St, Langebaan  
Tel & Fax: 022 772 2622

**Mbekweni Service Centre**

Simile st, Mbekweni  
Tel & Fax: 021 868 2531

**Mitchell's Plein Service Centre**

Cnr Kilimanjaro & AZ Berman St, Tafelsig, Mitchell's  
Plein 7785  
Tel: 021 397 2629 Fax: 021 397 2890

**Murraysburg Service Centre**

23 Beaufort st, Murraysburg  
Tel: 023 415 3144

**Oudtshoorn Service Centre**

3 12th Ave, Bongulethu, Oudtshoorn  
Tel & Fax: 044 274 3087

**Riversdale Service Centre**

Van den Berg St, Riversdale  
Tel & Fax: 028 713 3647

**Simunye Service Centre**

Xipula St, KwaNokuthula  
Tel: 044 501 3134 Fax: 044 533 6993

**Swellendam Service Centre**

1 Vollenhoven St, Swellendam  
Tel: 028 514 3732 Fax: 028 514 3334

**Thembaletu Service Centre**

Cnr Jeriko St & Sandkraal Rd, Thembaletu  
Tel: 044 880 1711 Fax: 044 880 1712

**Unobuntu Service Centre**

Cnr Nketza and Mtwazi St, Zwelethemba  
Tel: 023 348 2739 Fax: 023 345 1031

**Van Rhynsdorp Service Centre**

1 Nelson Mandela St, Van Rhynsdorp  
Tel: 027 219 1917 Fax: 027 219 1574

**Vicky Zimri Service Centre**

Bohemia st, Citrusdal  
Tel & Fax: 022 921 2620

**Vredendal Service Centre**

1 Bult Rd, Vredendal North, 8160  
Tel: 027 201 3420 Fax: 027 213 1031

**Waboomskraal Service Centre**

Main Rd, Waboomskraal  
Tel & Fax: 044 886 0040

**Zolani Service Centre**

Sithandathu Ave, Nyanga East  
Tel: 021 386 8656 Fax: 021 386 1032

**Foreign representatives in South Africa****Albania (Republic of)**

PO Box 2000, Witkoppen, 2068  
Tel: 011 465 3871 Fax: 011 465 3853

**Algeria (Democratic People's Republic of)**

PO Box 57480, Arcadia, 0007  
Tel: 012 342 5075 Fax: 012 342 6479

**Angola (Republic of)**

PO Box 8685, Pretoria, 0001  
Tel: 012 342 0049/50 Fax: 012 342 7039

**Argentina (Republic of)**

PO Box 11125, Hatfield, 0028  
Tel: 012 430 3524 Fax: 012 430 3513

**Australia**

Private Bag X150, Pretoria, 0001  
Tel: 012 342 6000 Fax: 012 342 4202

**Austria (Republic of)**

PO Box 95572, Waterkloof, 0145  
Tel: 012 452 9155 Fax: 012 460 1151

**Bangladesh (People's Republic of)**

410 Farenden St, Sunnyside, Pretoria, 0002  
Tel: 012 343 2105/7 Fax: 012 343 5222

**Belarus (Republic of)**

PO Box 4107, Pretoria, 0001  
Tel: 012 430 7664 Fax: 012 342 6280

**Belgium (Kingdom of)**

625 Leyds St, Muckleneuk, Pretoria, 0002  
Tel: 012 440 3201/2 Fax: 012 440 3216

**Benin (Republic of)**

PO Box 26484, Arcadia, 0007  
Tel: 012 342 6978 Fax: 012 342 1823

**Bolivia (Republic of)**

PO Box 91026, Auckland Park, 2006  
Tel: 011 646 1408 Fax: 011 646 1408

**Botswana (Republic of)**

PO Box 57035, Arcadia, 0007  
Tel: 012 430 9640 Fax: 012 342 1845

**Brazil (Federative Republic of)**

Private Bag x 1, Menlopark, 0001  
Tel: 012 366 5200 Fax: 012 366 5299

**Bulgaria (Republic of)**

PO Box 26296, Arcadia, 0007  
Tel: 012 342 3720 Fax: 012 342 3721

**Burkina Faso (People's Republic of)**

49 Charles st, Bailey's Muckleneuk, Pretoria  
Tel: 012 346 6205 Fax: 012 346 6003

**Burundi (Republic of)**

PO Box 12914, Hatfield, 0028  
Tel: 012 342 4881/3 Fax: 012 342 4885

**Cameroon (Republic of)**

PO Box 13790, Hatfield, 0028  
Tel: 012 460 0587 Fax: 012 460 7942



**Canada**

Private Bag X13, Hatfield ,0028  
Tel: 012 422 3000 Fax: 012 422 3052

**Central African Republic**

822 Arcadia st, Arcadia, Pretoria  
Tel: 072 586 4700

**Chile (Republic of)**

PO Box 2449, Brooklyn Square, 0075  
Tel: 012 460 8090 Fax: 012 460 8093

**China (People's Republic of)**

PO Box 95764, Waterkloof, 0145  
Tel: 012 431 6500 Fax: 012 342 4244

**Colombia (Republic of)**

PO Box 12791, Hatfield, 0028  
Tel: 012 362 3106 Fax: 012 362 3118

**Comoros (Union of)**

817 Thomas Ave, Arcadia, 0083  
Tel: 012 342 1853 Fax: 012 342 1853

**Congo (Democratic Republic of)**

PO Box 28795, Sunnyside, 0132  
Tel: 012 344 6475 Fax: 012 344 4054

**Congo (Republic of)**

PO Box 40427, Arcadia, 0007  
Tel: 012 342 5508 Fax: 012 342 5510

**Costa Rica (Republic of)**

PO Box 1210, Parklands, 2121  
Tel: 011 486 4716 Fax: 011 646 7514

**Côte d'Ivoire (Republic of)**

PO Box 13510, Hatfield, 0028  
Tel: 012 342 6913 Fax: 012 342 6713

**Croatia (Republic of)**

PO Box 11335, Hatfield 0028  
Tel: 012 342 1206 Fax: 012 342 1819

**Cuba (Republic of)**

PO Box 11605, Hatfield, 0028  
Tel: 012 346 2215 Fax: 012 346 2216

**Cyprus (Republic of)**

PO Box 14554, Hatfield, 0028  
Tel: 012 342 5258 Fax: 012 342 5596

**Czech Republic**

PO Box 13671, Hatfield, 0028  
Tel: 012 431 2380 Fax: 012 430 2033

**Denmark (Kingdom of)**

PO Box 11439, Hatfield, 0028  
Tel: 012 430 9340 Fax: 012 342 7620

**Djibouti (Republic of)**

138 West St, Sandton, 2196  
Tel: 011 719 9111 Fax: 011 884 7455

**Dominican (Republic of)**

PO Box 25897, Monument Park, 0105  
Tel: 012 362 2463 Fax: 086 567 9613

**Ecuador (Republic of)**

Suite 3 Selati Park, 36 Selati Park  
Tel: 012 346 1662 Fax: 012: 346 7082

**Egypt (Arab Republic of)**

PO Box 30025, Sunnyside, 0132  
Tel: 012 343 1590/1 Fax: 012 343 1082

**Equatorial Guinea (Republic of)**

272 Bronkort St, Brooklyn, Pretoria  
Tel: 012 342 9945 Fax: 012 342 7250

**Eritrea (State of)**

PO Box 11371, Queenswood, 0121  
Tel: 012 333 1302 Fax: 012 333 2330

**Estonia (Republic of)**

PO Box 154, Paarl, 7622  
Tel: 021 913 3850 Fax: 021 913 2579

**Ethiopia (Federal Republic of)**

PO Box 11469, Hatfield 0028  
Tel: 012 346 4067 Fax: 012 346 3867

**Finland (Republic of)**

PO Box 443, Pretoria, 0001  
Tel: 012 343 0275 Fax: 012 343 3095

**France (Republic of)**

250 Melk St, Nieuw Muckleneuk, Pretoria, 0181  
Tel: 012 425 1600 Fax: 012 425 1609

**Gabon (Republic of)**

PO Box 9222, Pretoria, 0001  
Tel: 012 342 4376/7 Fax: 012 342 4375

**Gambia (The Republic of)**

Private Bag X9949, Sandton, 2146  
Tel: 011 884 3710 Fax: 011 883 5925

**Germany (Federal Republic of)**

PO Box 2023, Pretoria, 0001  
Tel: 012 427 8900 Fax: 012 343 9401

**Ghana (Republic of)**

PO Box 12537, Hatfield, 0083  
Tel: 012 342 5847/9 Fax: 012 342 5863

**Greece (Hellenic Republic of)**

323 North Village Lane, Hillside Lynwood, Pretoria  
Tel: 012 348 2352/2427 Fax: 012 430 4313

**Guinea (Republic of)**

PO Box 13523, Hatfield, 0028  
Tel: 012 342 7348 Fax: 012 342 7348

**Guyana (Republic of)**

PO Box 12238, Hatfield, 0081  
Tel: 012 941 1694

**Holy See (Nuncio of the Vatican)**

PO Box 95200, Waterkloof, 0145  
Tel: 012 346 4235/6 Fax: 012 346 1494

**Hungary (Republic of)**

PO Box 13843, Hatfield, 0028  
Tel: 012 430 3030 Fax: 012 430 3029

**India (Republic of)**

PO Box 6805, Johannesburg, 2193  
Tel: 011 581 9800

**Indonesia (Republic of)**

PO Box 13155, Hatfield, 0028  
Tel: 012 342 3350 Fax: 012 342 3369

**Iran (Islamic Republic of)**

PO Box 12546, Hatfield, 0028  
Tel: 087 945 1307

**Iraq (Republic of)**

PO Box 11089, Hatfield, 0028  
Tel: 012 362 2048/9 Fax: 012 362 2027

**Ireland**

570 Fehrsen St, 2nd Floor, Brooklyn, 0181  
Tel: 012 452 1000 Fax: 012 452 1100

**Israel (State of)**

428 King's Highway, Cnr Elizabeth Groove, Lynwood  
Tel: 012 470 3500 Fax: 012 348 5510

**Italy (Republic of)**

796 George Avenue, Arcadia, 0083  
Tel: 012 423 0000 Fax: 012 430 5547

**Jamaica**

1119 Burnet St, Hatfield, 0028  
Tel: 012 362 6667 Fax: 012 366 8510

**Japan**

Private Bag X999, Pretoria, 0001  
Tel: 012 452 1500 Fax: 012 460 3800/1

**Jordan (Hashemite Kingdom of)**

PO Box 14730, Hatfield, 0083  
Tel: 012 346 8615 Fax: 012 346 8611

**Kenya (Republic of)**

PO Box 35954, Menlo Park, 0102  
Tel: 012 362 2249/51 Fax: 012 362 2252

**Korea (Republic of)**

PO Box 939, Groenkloof, 0027  
Tel: 012 460 2508 Fax: 012 460 1158

**Korea (Democratic People's Republic)**

PO Box 1238, Garsfontein, 0042  
Tel: 012 991 8661 Fax: 012 991 8662

**Kuwait (State of)**

Private Bag X920, Pretoria, 0001  
Tel: 012 342 0877 Fax: 012 342 0876

**Latvia (Republic of)**

Private Bag X9, Postnet Suite Box 480, Benmore Gardens, 2010  
Tel: 011 750 1600 Fax: 011 447 0607

**Lebanon (Lebanese Republic of)**

PO Box 941, Groenkloof, 0027  
Tel: 012 430 2130 Fax: 012 430 2238

**Lesotho (Kingdom of)**

PO Box 55817, Arcadia, 0007  
Tel: 012 460 7648 Fax: 012 460 7649

**Liberia (Republic of)**

PO Box 14082, Hatfield, 0028  
Tel: 012 342 2734 Fax: 012 342 2737

**Libya (State of)**

PO Box 40388, Arcadia, 0007  
Tel: 012 342 3902 Fax: 012 342 3904

**Lithuania (Republic of)**

235 Grosvenor St, Hatfield, 0028  
Tel: 012 486 3660 Fax: 012 486 3650

**Madagascar (Republic of)**

PO Box 11722, Queenswood, 0121  
Tel: 012 751 5086/7581 Fax: 086 535 5173

**Malawi (Republic of)**

PO Box 11172, Hatfield, 0028  
Tel: 012 430 9900 Fax: 012 342 0147

**Malaysia**

PO Box 11673, Hatfield, 0083  
Tel: 012 342 5990/3 Fax: 012 430 7773

**Mali (Republic of)**

PO Box 12978, Hatfield, 0028  
Tel: 012 342 7464 Fax: 012 342 0670

**Malta (Republic of)**

P.O.Box 1351, Morning Side, 2057  
Tel: 011 706 3052 Fax: 011 706 0301

**Mauritania (Islamic Republic of)**

337 Brooklyn Road, Charles Lord Office Park, Block B, Ground Floor, Brooklyn, 0081  
Tel: 012 362 3578/2573 Fax: 012 362 3304

**Mauritius (Republic of)**

1163 Pretorius St, Hatfield, 0083  
Tel: 012 342 1283/4 Fax: 012 342 1286

**Mexico (United Mexican States)**

570 Ferhesen St, Brooklyn, Pretoria, 0181  
Tel: 012 460 1004 Fax: 012 460 0973

**Monaco (Principality of)**

1 Milton's Way, 11 Bell Crescent Close, Westlake Business Park, Westlake, 7945  
Tel: 021 702 0991 Fax: 021 702 0993

**Morocco (Kingdom of)**

PO Box 12382, Hatfield, 0028  
Tel: 012 343 0230/40 Fax: 012 343 0613

**Mozambique (Republic of)**

PO Box 57465, Pretoria, 0001  
Tel: 012 401 0300 Fax: 012 326 6388

**Myanmar (Union of)**

PO Box 12121, Queenswood, 0121  
Tel: 012 341 2556/7 Fax: 012 341 2553

**Namibia (Republic of)**

PO Box 29806, Sunnyside, 0132  
Tel: 012 481 9100 Fax: 012 344 5998

**Nepal (Kingdom of)**

976 Francis Baard St, Arcadia, Pretoria, 0083  
Tel: 012 342 7546 Fax: 012 342 3619

**Netherlands (The Royal)**

210 Florencia Ribeiro/Queen Wilhemina Avenue, Cnr Muckleneuk St, New Muckleneuk, Pretoria, 0181  
Tel: 012 425 4500 Fax: 012 425 4511

**New Zealand**

125 Middel St, Nieuw Muckleneuk, 0181  
Tel: 012 435 9000 Fax: 012 435 9002

**Nigeria (Federal Republic of)**

PO Box 27332, Sunnyside, 0132  
Tel: 012 342 0805 Fax: 012 342 0718

**Norway (Kingdom of)**

Ozmik House, 165 Lynwood Road, Brooklyn  
Tel: 012 364 3700 Fax: 012 364 3799

**Oman (Sultanate of)**

PO Box 2650, Brooklyn, 0075  
Tel: 012 362 8301 Fax: 012 362 6258

**Pakistan (Islamic Republic of)**

PO Box 11803, Hatfield, 0028  
Tel: 012 362 4072/3 Fax: 012 362 3967

**Palestine (State of)**

PO Box 56021, Arcadia, 0007  
Tel: 012 342 6411 Fax: 012 342 6412

**Panama (Republic of)**

239 Kloof Ave, Waterkloof Ridge, 0181  
Tel: 012 346 0703 Fax: 012 346 7034

**Paraguay (Republic of)**

189 Streliza Road, Waterkloof Heights, 0181  
Tel: 012 347 1047 Fax: 012 347 0403

**Peru (Republic of)**

200 Saint Patric St, Muckleneuk Hill, Pretoria, 0083  
Tel: 012 440 1030 Fax: 012 440 1054

**Philippines (Republic of the)**

PO Box 2562, Brooklyn Square, 0075  
Tel: 012 346 0451/2 Fax: 086 765 0421

**Poland (Republic of)**

PO Box 12277, Queenswood, 0121  
Tel: 012 430 2631/2 Fax: 012 430 2608

**Portugal (Republic of)**

PO Box 27102, Sunnyside, 0132  
Tel: 012 341 2340/1/2 Fax: 012 341 3975

**Qatar (State of)**

1077 Justice Mahomed St, Waterkloof, Pretoria  
Tel: 012 452 1700 Fax: 012 452 1710

**Romania (Republic of)**

PO Box 11295, Hatfield, 0028  
Tel: 012 460 6941 Fax: 012 460 6947

**Russian Federation**

PO Box 36034, Pretoria, 0102  
Tel: 012 362 1337/8 Fax: 012 362 0116

**Rwanda (Republic of)**

PO Box 55224, Arcadia, 0007  
Tel: 012 342 6536 Fax: 012 342 7106

**Saharawi (Arab Democratic Republic of)**

PO Box 11352, Hatfield, 0028  
Tel: 012 342 5532 Fax: 012 430 7428

**Saudi Arabia (Kingdom of)**

PO Box 13930, Hatfield, 0028  
Tel: 012 362 4230/40 Fax: 012 362 4239

**Senegal (Republic of)**

PO Box 2948, Brooklyn Square, 0075  
Tel: 012 460 5263 Fax: 012 346 5550

**Serbia (The Republic of)**

PO Box 13026, Hatfield, 0028  
Tel: 012 460 5626 Fax: 012 460 6003

**Seychelles (Republic of)**

296 Glenwood Road, Lynwood Park, 0081  
Tel: 012 348 0270 Fax: 012 348 0069

**Singapore (Republic of)**

PO Box 11809, Hatfield, 0028  
Tel: 012 430 6035 Fax: 012 342 4425

**Slovakia (Slovak Republic)**

PO Box 12736, Hatfield, 0028  
Tel: 012 342 2051/2 Fax: 012 342 3688

**Slovenia (Republic of)**

PO Box 1655, Durbanville, Cape Town, 7551  
Tel: 021 976 6249 Fax: 086 604 6603

**Spain (Kingdom of)**

Cherry Lane Office Park, 114 Fehrsen St, Nieuw  
Muckleneuk, Brooklyn  
Tel: 086 183 7222 Fax: 012 460 2290

**Sri Lanka (Democratic Socialist Republic)**

410 Alexander St, Brooklyn, 0181  
Tel: 012 460 7690 Fax: 012 460 7702

**Sudan (Republic of)**

PO Box 25513, Monument Park, 0105  
Tel: 012 342 4538 Fax: 012 342 4539

**Suriname (Republic of)**

PO Box 149, Groenkloof, 0027  
Tel: 012 346 7627 Fax: 012 346 0802

**Swaziland (Kingdom of)**

715 Government Ave, Arcadia, 0083  
Tel: 012 344 1910 Fax: 012 343 0455

**Sweden (Kingdom of)**

PO Box 13477, Hatfield, 0028  
Tel: 012 426 6400 Fax: 012 426 6464

**Switzerland (Swiss Confederation)**

PO Box 2508, Brooklyn Square, 0075  
Tel: 012 452 0660 Fax: 012 346 6605

**Syrian (Arab Republic of)**

PO Box 12546, Hatfield, 0028  
Tel: 087 945 1307/0851 Fax: 086 669 2943

**Taipei**

1147 Grosvenor St, Pretoria, 0028  
Tel: 012 430 6071 Fax: 012 342 7110

**Tanzania (United Republic of)**

PO Box 56572, Arcadia, 0007  
Tel: 012 342 4371 Fax: 012 430 4383

**Thailand (Royal Thai)**

PO Box 12080, Hatfield, 0028  
Tel: 012 342 5470 Fax: 012 342 4805

**Trinidad and Tobago (Republic of)**

PO Box 95872, Waterkloof, 0145  
Tel: 012 460 9688 Fax: 012 346 7302

**Tunisia (Republic of)**

PO Box 56535, Arcadia, 0007  
Tel: 012 342 6282/83 Fax: 012 342 6284

**Turkey (Republic of)**

PO Box 56014, Arcadia, 0007  
Tel: 012 342 6055/6 Fax: 012 342 6052

**Uganda (Republic of)**

PO Box 12442, Hatfield, 0028  
Tel: 012 342 6031 Fax: 012 342 6206

**Ukraine**

398 Marais St, Brooklyn, 0181  
Tel: 012 460 1946 Fax: 012 460 1944

**United Arab Emirates**

PO Box 57090, Arcadia, 0007  
Tel: 012 342 7736 Fax: 012 342 7738

**United Kingdom of Great Britain and Northern Ireland**

255 Hill Street, Arcadia, 0002  
Tel: 012 421 7500 Fax: 012 421 7599

**United States of America**

PO Box 9536, Pretoria, 0001  
Tel: 012 431 4000 Fax: 012 342 2299

**Uruguay (Oriental Republic of)**

PO Box 14818, Hatfield, Pretoria 0028  
Tel: 012 362 6521/2 Fax: 012 362 6523

**Venezuela (Republic of)**

PO Box 11821, Hatfield, 0083  
Tel: 012 346 5747 Fax: 012 346 5755

**Vietnam (Socialist Republic of)**

87 Brooks St, Brooklyn  
Tel: 012 362 8119 Fax: 012 362 8115

**Yemen (Republic of)**

PO Box 13343, Hatfield, 0028  
Tel: 012 425 0760 Fax: 012 425 0762

**Zambia (Republic of)**

PO Box 12234, Hatfield, 0028  
Tel: 012 326 1847/97 Fax: 012 326 2140

**Zimbabwe (Republic of)**

PO Box 55140, Arcadia, 0007  
Tel: 012 342 5125 Fax: 012 342 5126

**Representatives of the Republic of South Africa abroad****Afghanistan (Transitional Islamic State of )**

Representation accredited from Islamabad, Pakistan.

**African Union and United Nations Economic Commission for Africa**

PO Box 1091, Addis Ababa, Ethiopia  
Tel: +251113711002 Fax: +251113711330

**Albania (Republic of)**

Representation accredited from Rome, Italy

**Algeria (Democratic People's Republic of)**

21 Rue du Stade, Hydra, Algiers 16000, Algeria  
Tel: +21321484418 Fax: +21321484419

**Andorra (Principality of)**

Representation accredited from Madrid, Spain

**Angola (Republic of)**

Caixa Postal 6212, Luanda, Angola  
Tel: +2442223460732 Fax: +2442223460516

**Antigua and Barbuda**

Representation accredited from Jamaica.

**Argentina (Republic of)**

Avenida Marcelo T de Alvaear 590, 8th Floor  
C1058AAF, Buenos Aires, 1058, Argentina  
Tel: +541143172900 Fax: +541143119993

**Armenia (Republic of)**

Representation accredited from Kyiv, Ukraine.

**Australia (Commonwealth of)**

Rhodes Place, State Circle, Yarralumla,  
Canberra ACT 2600, Australia  
Tel: +61262727300 Fax: +61262733203

**Austria (Republic of)**

Sandgasse 33, Vienna 1190  
Tel: +431 320 6493 Fax: +431 320 0814

**Azerbaijan (Republic of)**

Representation accredited from Ankara, Turkey.

**Bahamas (The Commonwealth of the)**

Representation accredited from Kingston, Jamaica.

**Bahrain (Kingdom of)**

Representation accredited from Riyadh, Saudi Arabia.

**Bangladesh (People's Republic of)**

Representation accredited from Colombo, Sri Lanka.

**Barbados**

Representation accredited from Port of Spain, Trinidad and Tobago.

**Belarus (Republic of)**

Representation accredited from Moscow, Russia.

**Belgium (Kingdom of)**

(Embassy to Belgium and Luxembourg and Mission to the European Union)  
17-19 Rue Motoyer 1000, Brussels  
Tel: +3222854400 Fax: +3225147902

**Belize**

Representation accredited from Kingston, Jamaica.

**Benin (Republic of)**

DIP B 7696, Cotonou  
Tel: +22921306865 Fax: +229212130695

**Bhutan (The Kingdom of)**

No Representation.

**Bolivia (Republic of)**

Representation accredited from Lima, Peru.

**Bosnia-Herzegovina**

Representation accredited from Athens, Greece.

**Botswana (Republic of)**

Private Bag 00402, Gaborone, Botswana  
Tel: +2673904800 Fax: +2673905501

**Brazil (Federative Republic of)**

SES - Avenida das Nacoes, QD 801, Lote 6,  
CEP: 70 406-900, Brasilia - DF, Brazil  
Tel: +556133129500 Fax: +556133228491

**Brunei Darussalam (Negara Brunei Darussalam)**

Representation accredited from Kuala Lumpur, Malaysia

**Bulgaria (Republic of)**

26 Bacho Kiro St, 2nd Floor, Sofia 1000  
Tel: +35929395015 Fax: +359 29395017



**Burkina Faso (People's Republic of)**

Avenue Pascal Zagre, Villa No 149, 1 Rue de  
Badnog, Ouaga, 2000  
Tel: +22625376098 Fax: +22625376097

**Burundi**

Boite Postale 185, Bujumbura, Burundi  
Tel: +25722244650 Fax: +25722249164

**Cambodia (Kingdom of)**

Representation accredited from Bangkok, Thailand.

**Cameroon (Republic of)**

Boite Postal 1636, Yaounde, Cameroon  
Tel: +237222200438 Fax: +237222200995

**Canada**

15 Sussex Drive, Ottawa, Ontario K1M 1M8  
Tel: +16137440330 Fax: +16137411639

**Cape Verde (Republic of)**

Representation accredited from Dakar, Senegal.

**Central African Republic**

Representation accredited from Yaounde, Cameroon.

**Chad**

BP 1243, N'Djaména, Chad  
Tel: +23522524006 Fax: +865178850

**Chile (Republic of)**

Torre San Ramon Piso 17, Avenida 11 de Septiembre  
2353, Providencia, Santiago  
Tel: +56228200300 Fax: +5622231318

**China (People's Republic of)**

5 Dongzhimenwai Dajie, Beijing 100600  
Tel: +861085320000 Fax: +861065320177

**Colombia (Republic of)**

Representation accredited from Caracas, Venezuela.

**Comoros (The Union of)**

PO Box 2589, Moroni, Union of Moroni  
Tel: +2697734783 Fax: +2697734786

**Congo (Republic of)**

82 Avenue, Marechal Lyautey, Brazzaville  
Tel: +2425810849 Fax: +27(0)866762553

**Congo (Democratic Republic of)**

[South African Embassy] Boite Postale 7829, Kinshasa  
1  
Tel: +243814769700 Fax: +243815554322

**Cook Islands**

Representation accredited from Canberra, Australia.

**Costa Rica (Republic of)**

San Jose, Costa Rica

Tel: +5062221470 Fax: +5062238223

**Côte d'Ivoire (Republic of)**

08 BP 1806, Abidjan 08, Cote d'Ivoire  
Tel: +22522445963 Fax: +22522447450

**Croatia (Republic of)**

Agrokor dd Trg D Petrovica 3, 10 000 Zagreb  
Tel: +138514894111 Fax: +138514844363

**Cuba (Republic of)**

Ave 5ta 4201, esq 42, Miramar Playa  
Ciudad de La Habana, Havana, Cuba  
Tel: +5372049671 Fax: +5372041101

**Cyprus (Republic of)**

Representation accredited from Athens, Greece

**Czech (Republic)**

PO Box 133, 10000 Prague 10  
Tel: +420267311114 Fax: +420267311395

**Denmark (Kingdom of)**

PO Box 128, DK-2900 Hellerup, Copenhagen  
Tel: +4539180155 Fax: +4539184006

**Djibouti (Republic of)**

Representation accredited from Ethiopia.

**Dominica (Commonwealth of)**

Representation accredited from Jamaica.

**Dominican Republic**

Representation accredited from Cuba.

**East Timor (Republic of Timor Leste)**

Representation accredited from Indonesia.

**Ecuador (Republic of)**

Representation accredited from Lima, Peru.

**Egypt (Arab Republic of)**

11 Road 200/203, Degla Maadi, Cairo  
Tel: +20225353000 Fax: +20225213728

**El Salvador (Republic of)**

Representation accredited from Mexico City, Mexico.

**Equatorial Guinea (Republic of)**

PO Box 5, Malabo, Equatorial Guinea  
Tel: +240333099522 Fax: +240092746

**Eritrea (State of)**

PO Box 11447, Asmara, State of Eritrea  
Tel: +291115251 Fax: +2911152072

**Estonia (Republic of)**

Representation accredited from Helsinki, Finland.

**Ethiopia (Federal Democratic Republic of)**

PO Box 1091, Addis Ababa, Ethiopia

Tel: +251113711002 Fax: +251113711330

**European Union**

17-19 Montoyer 1000, Brussels 1040,

Tel: +3222854400 Fax: +3222854402

**Fiji (Republic of the Fiji Islands)**

Plot 1, 16 Kimberly St, Suva, Fiji

Tel: +6793311087 Fax: +6793311086

**Finland (Republic of)**

Rahapajankatu 1A 5, 00160 Helsinki

Tel: +358968603100 Fax: +358968603160

**France (Republic of)**

59 Quai d'Orsay, 75343 Paris Cedex 07

Tel: +33153592323 Fax: +33153592333

**Gabon (Republic of)**

BP 4063, Libreville, Gabon

Tel: +241774530/1 Fax: +241774536

**The Gambia**

Representation accredited from Dakar, Senegal.

**Georgia (Republic of)**

Representation accredited from Kyiv, Ukraine.

**Germany (Federal Republic of)**

Postfach 080461, Berlin 10004, Germany

Tel: +4930220730 Fax: +4930220731

**Ghana (Republic of)**

PO Box TF298, Trade Fair, Accra, Ghana

Tel: +233302740450 Fax: +23330274460

**Greece (Hellenic Republic of)**

PO Box 61152, GR 151-10, Athens, Greece

Tel: +302106178020 Fax: +3026106640

**Grenada**

Representation accredited from Port of Spain, Trinidad and Tobago.

**Guatemala (Republic of)**

Representation accredited from Mexico

**Guinea (Republic of)**

BP 4703, Conakry, Guinea

Tel: +22424767921

**Guinea-Bissau (Republic of)**

Avenue, Amilcar Cabra, Bissau, Guinea-Bissau

Tel: +24596678910

**Guyana (Republic of)**

Representation accredited from Port of Spain, Trinidad and Tobago.

**Haiti (Republic of)**

Representation accredited from Jamaica.

**Holy See (The Vatican)**

Representation accredited from Switzerland.

**Honduras (Republic of)**

2 Ave 12 Calle, Barrio Las Acacias, Casa 104 San Pedro Sula, Honduras

Tel: +5045522093 Fax: +5045532553

**Hong Kong**

27/F Great Eagle Centre, Room 2706-10,

23 Harbour Road, Wanchai, Hong Kong

Tel: +85225773279 Fax: +85228901975

**Hungary (Republic of)**

Gardonyi Geza ut 17, H-1026 Budapest

Tel: +3613920999 Fax: +3612007277

**Iceland (Republic of)**

PO Box 462, 121 Reykjavik, Iceland

Tel: +3545910355 Fax: +3545910358

**India (Republic of)**

B18 Vasant Marg, Vasant Vihar, New Delhi 110 057, India

Tel: +911126149411 Fax: +911126143605

**Indonesia (Republic of)**

PO Box 1329, Jakarta, Indonesia

Tel: +62215740660 Fax: +62215740661

**International Monetary Fund [World Bank]**

Suite 380 3201, New Mexico Avenue NW, Washington DC 20016, USA

Tel: +12023648320 Fax: +12023546008

**Iran (Islamic Republic of)**

PO Box 11365-7476, Tehran, Iran

Tel: +982122702866 Fax: +98212719516

**Ireland**

2nd Floor, Alexandra House Earlsfort Centre, Earlsfort Terrace, Dublin 2, Ireland

Tel: +35316615553 Fax: +35316615590

**Israel (State of)**

PO Box 7138, Tel Aviv 61071, Israel

Tel: 97235252566 Fax: +97235253230

**Italy (Italian Republic)**

Via Tanaro 14, Rome 00198, Italy  
Tel: +3906852541 Fax: +390685254302

**Jamaica**

15 Hillcrest Ave, Kingston 6, Jamaica, WI  
Tel: +187696204840 Fax: +18769780339

**Japan**

4th Floor, Hanzomon First Building, 1-4 Kjimachi -  
Chiyoda-ku, Tokyo 102-0093  
Tel: +81332653366 Fax: +81332653573

**Jordan (Hashemite Kingdom of)**

PO Box 851508, Sweifieh 11185, Amman  
Tel: +96265921194 Fax: +96265920080

**Kazakhstan (Republic of)**

Kashad Business Centre, 17th Floor, Kobanbai,  
Batyra 6/1, Astana 010000  
Tel: +7172925326 Fax: 00 77172925329

**Kenya (Republic of)**

PO Box 42441, Nairobi, Kenya  
Tel: +254202827100 Fax: +254202827245

**Kiribati (Republic of)**

Representation accredited from Australia.

**Korea (Democratic People's Republic of)**

Representation accredited from China.

**Korea (Republic of South)**

1-37 Hannam-dong, Yongsan-Ku, Seoul 140-885,  
South Korea  
Tel: +8227924855 Fax: +8227924856

**Kuwait (The State of)**

PO Box 2262, 40173 Mishref, Kuwait  
Tel: +96525617988 Fax: +96525617917

**Kyrgyz Republic**

Representation accredited from Astana, Kazakhstan.

**Lao People's Democratic Republic**

Representation accredited from Bangkok, Thailand.

**Latvia (Republic of)**

Representation accredited from Stockholm, Sweden.

**Lebanon (Republic of)**

Representation accredited from Damascus, Syria.

**Lesotho (Kingdom of)**

Private Bag A266, Maseru 0100, Lesotho  
Tel: +26622225800 Fax: +26622325228

**Liberia (Republic of)**

5 Sophie Rd, Congo Town, Monrovia  
(no further contact details available)

**Libya (Great Socialist People's Libyan Arab Jamahiriya)**

PO Box 1230, Tripoli, Libya  
Tel: +218213337006 Fax: +218213339250

**Liechtenstein (Principality of)**

Representation accredited from Bern, Switzerland.

**Lithuania (Republic of)**

Representation accredited from Stockholm, Sweden.

**Luxembourg (Grand Duchy of)**

Representation accredited from Brussels, Belgium.

**Madagascar (Republic of)**

Boite Postale 12101-05, Zoom, 101 Antananarivo  
Tel: +261202243350 Fax: +261202249512

**Malawi (Republic of)**

PO Box 30043, Lilongwe 3, Malawi  
Tel: +2651773722 Fax: +2651772571

**Malaysia (Federation of)**

Suite 22, 01 Level 22, 3 Jalan Kia Peng,  
50450 Kuala Lumpur  
Tel: +60321702400 Fax: +60321688591

**Maldives (Republic of)**

Representation accredited from Colombo, Sri Lanka.

**Mali (Republic of)**

Boite Postal 2015, Bamako, Mali  
Tel: +22320292925 Fax: +22320292926

**Malta**

Representation accredited from Rome, Italy

**Mauritania (Islamic Republic of)**

Boite Postale 2006, Nouakchatt, Mauritania  
Tel: +22245245590 Fax: +22245245591

**Mauritius (Republic of)**

PO Box 908, Port Louis, Mauritius  
Tel: +2302126925 Fax: +2302126936

**Mexico (United Mexican States)**

Apartado Postal 105-219, Colonia Polanco 11560,  
Mexico DF  
Tel: +5215511004970 Fax: +5215552829259

**Micronesia (Federated States of)**

Representation accredited from Canberra, Australia.

**Moldova (Republic of)**

Representation accredited from Kyiv, Ukraine.

**Monaco (Principality of)**

Representation accredited from Paris, France.

**Mongolia**

Representation accredited from Beijing, PRC.

**Montenegro**

Representation accredited from Athens, Greece

**Morocco (Kingdom of)**

34 Rue des Saadiens, Rabat 10100  
Tel: +2125376760 Fax: +2125724550

**Mozambique (Republic of)**

Caixa Postal 1120, Maputo, Mozambique  
Tel: +25821491614 Fax: +25821493029

**Myanmar (The Union of)**

Representation accredited from Bangkok, Thailand.

**Namibia (Republic of)**

PO Box 23100, Windhoek, Namibia  
Tel: +264612057111 Fax: +26461227771

**Nauru (Republic of)**

Representation accredited from Canberra, Australia.

**Nepal (Kingdom of)**

Representation accredited from Colombo, Sri Lanka.

**Netherlands (The Kingdom of the)**

Wassenaarseweg 40, 2596 CJ, The Hague  
Tel: +31703924501 Fax: +31703460669

**New Zealand**

PO Box 25406, Wellington, New Zealand  
Tel: +6448158484 Fax: +6444725010

**Nicaragua**

Representation accredited from Mexico City, Mexico.

**Niger (Republic of)**

PO Box 13417, Niamey, Niger  
Tel: +22720726083 Fax: +22720726082

**Nigeria (Federal Republic of)**

Plot 371, Diplomatic Zone, CBD Abuja  
Tel: +23494624200 Fax: +23494133829

**Niue**

Representation accredited from Canberra, Australia.

**Norfolk Island**

Representation accredited from Canberra, Australia.

**Norway (Kingdom of)**

Drammensveien 88C, 0271 Oslo  
Tel: +4723273220 Fax: +4722443975

**Oman (Sultanate of)**

PO Box 231 PC 118, Al Harthy Complex, Muscat, Oman  
Tel: +96824647300 Fax: +96824694792

**Pakistan (Islamic Republic of)**

48 Khayabane-e-Iqbal, Sector F-8/2, Islamabad, Pakistan  
Tel: +92512262354 Fax: +92512250114

**Palestine (State of)**

PO Box 567, Ramallah, West Bank  
Tel: +97282841313 Fax: +97282841323

**Palau (Republic of)**

Representation accredited from Canberra, Australia.

**Panama (Republic of)**

Representation accredited from City, Mexico.

**Papua New Guinea**

No representation.

**Paraguay (Republic of)**

Fulgencio R Moreno 509, 8th floor, Asuncion del Paraguay, Asuncion  
Tel: +59521441971 Fax: +59521448985

**Peru (Republic of)**

PO Box 27-013, L27, Lima, Peru  
Tel: +5116124848 Fax: +5114223881

**Philippines (Republic of the)**

PO Box 3339, Makati Central Post Office, 1200 Makati City  
Tel: +6328899383 Fax: +6328899337

**Poland (Republic of)**

IPC Business Centre, 6th Floor, UL Koszykowa 54, Warsaw 00-675, Poland  
Tel: +48226256228 Fax: +48226256270

**Portugal (Republic of)**

Avenida Luis Bvar 10, 1069-024 Lisbon  
Tel: +351213192200 Fax: +351213535713

**Qatar (State of)**

PO Box 24744, Doha, Qatar  
Tel: +9744857111 Fax: +9744835961

**Romania**

26-28 Stirbei Voda, 2nd Floor, Union International Business Centre, Bucharest  
Tel: +40213133725 Fax: +40213133795

**Russian Federation**

Granatny Pereulok 1, Building 9, 103102 Moscow,  
Russian Federation  
Tel: +74959261177 Fax: +74959261178

**Rwanda (Republic of)**

PO Box 6563, Kacyiru-Sud, Kigali, Rwanda  
Tel: +250252583185 Fax: +250252583185

**Saint Kitts and Nevis**

Representation accredited from Kingston, Jamaica.

**Saint Lucia**

Representation accredited from Port of Spain,  
Trinidad and Tobago.

**Saint Vincent and the Grenadines**

Representation accredited from Port of Spain,  
Trinidad and Tobago.

**Saharawi Arab Democratic Republic**

Representation accredited from Algiers, Algeria

**San Marino (Republic of)**

Representation accredited from Rome, Italy.

**São Tomé and Príncipe (Democratic Republic of)**

PO Box 555, São Tomé and Príncipe  
Tel: +239225719 Fax: +2392224916

**Saudi Arabia (Kingdom of)**

PO Box 94006, Riyadh 11693, Saudi Arabia  
Tel: +96614229716 Fax: +96614229712

**Senegal (Republic of)**

PO Box 21010, Dakar-Ponty, Dakar  
Tel: +221338651959 Fax: +22133864 2359

**Serbia**

Representation accredited from Athens, Greece.

**Seychelles (Republic of)**

Representation accredited from Port Louis, Mauritius.

**Sierra Leone (Republic of)**

Representation accredited from Accra, Ghana.

**Singapore (Republic of)**

15th Floor Odeon Towers, 331 North Bridge Road,  
Singapore  
Tel: +6563393319 Fax: +6563396658

**Slovak Republic**

Representation accredited from Vienna, Austria

**Slovenia (Republic of)**

Representation accredited from Vienna, Austria.

**Somalia (Republic of)**

Representation accredited from Ethiopia.

**South Sudan (Republic of)**

House 873, Southern Block K-3-K, South Tongping  
Area, Juba, South Sudan  
Tel: +27211922000440

**Spain (Kingdom of)**

Edificio Lista, Calle de Claudio Coello 91-6  
Cor de J Ortega Y Gasset, Madrid 28006  
Tel: +34914363780 Fax: +34915777414

**Sri Lanka (Democratic Socialist Republic)**

114 Rosemead Place, Colombo 07, Sri Lanka  
Tel: +94112689926 Fax: +94112688670

**Sudan (Republic of the)**

PO Box 12137, Khartoum, Sudan  
Tel: +249183585301 Fax: +249183585082

**Suriname**

Representation accredited from Port of Spain,  
Trinidad and Tobago.

**Swaziland (Kingdom of)**

PO Box 2507, Mbabane, Swaziland  
Tel: +2684044651/4 Fax: +2684044335

**Sweden (Kingdom of)**

4th Floor, Fleminggaten 20, SE-112 26, Stockholm,  
Sweden  
Tel: +468243950 Fax: +4686607136

**Switzerland (Swiss Confederation)**

29 Alpenstrasse, 3006 Berne 6, Switzerland  
Tel: +41313501313 Fax: +41313681751

**Syrian (Arab Republic)**

PO Box 9141, Damascus, Syria  
Tel: +963161351520 Fax: +963116111714

**Taiwan**

PO Box 118-140, Taipei, Taiwan  
Tel: +886227153251 Fax: +886227125109

**Tajikistan (United Republic of)**

Representation accredited from Astan, Kazakhstan

**Tanzania (United Republic of)**

PO Box 10723, Msaki, Dar-es-Salaam  
Tel: +255222601800 Fax: +255222600684

**Thailand (Kingdom of)**

Floor 12 A, M-Thai Tower, All Seasons Place,  
87 Wireless Road, Prathumwan, Lumpini,  
Bangkok, 10330, Thailand  
Tel: +6626592900 Fax: +6622501063



**Togo (Republic of)**

Representation accredited from Cotonou, Benin.

**Trinidad and Tobago (Republic of)**

PO Box 7111, Trinidad

Tel: +18686229869 Fax: +18686227089

**Tunisia (Republic of)**

7 Rue Achart, Nord-Hilton, Tunis, Tunisia

Tel: +21671798449 Fax: +21671796742

**Turkey (Republic of)**

PO Box 30, Kucukesat, 06662 Ankara

Tel: +903124466861 Fax: +903134466434

**Uganda (Republic of)**

PO Box 22667, Kampala, Uganda

Tel: +256417702100 Fax: +256414348216

**Ukraine**

P O Box 7, Central Post Office, 22 Kreshchtyk Street,  
01001 Kyiv, Ukraine

Tel: +380442877172 Fax: +380442897206

**United Arab Emirates**

PO Box 29446, Abu Dhabi

Tel: +97124473446 Fax: +97124473031

**United Kingdom of Great Britain and  
Northern Ireland**

South Africa House, 9 Duncannon Street

Trafalgar Square, London WC2N 5DP

Tel: +442074517299 Fax: +442074517284

**United Nations – New York**

333 East 38th Street, 9th Floor, New York

NY 10016, United States of America

Tel: 00 1212 213 4880 Fax: 00 1212 213 0102

**United Nations – Geneva**

65 Rue du Rhone, 1204 Geneva, Switzerland

Tel: 004122 849 5454 Fax: 004122 849 5432

**United States of America**

3051 Massachusetts Avenue NW, Washington DC

20008, United States of America

Tel: +120222324400 Fax: +120222651607

**Uruguay (Oriental Republic of)**

6337 Dr Gabriel Otero Carrasco, Montevideo

Tel: +59826017591 Fax: +59826003165

**Uzbekistan (Republic of)**

30-A Asaka St, Toshkent, 700000

Tel: +998711370170 Fax: +998711372546

**Venezuela (Bolivarian Republic of)**

PO Box 2613, Carmelitas 1010, Caracas DF

Tel: +582129520026 Fax: +582129520277

**Vietnam**

31 Hai Ba Trung St, Hanoi

Tel: +84439362000 Fax: +84439361991

**Yemen (Republic of)**

P.O.Box 536, Sana'a, Yemen

Tel: +9671223943/051 Fax: +9671223611

**Zambia (Republic of)**

Private Bag W369, Lusaka, Zambia

Tel: +260211260497 Fax: +260211263001

**Zimbabwe (Republic of)**

PO Box A1654, Avondale, Harare

Tel: +263476044 Fax: +2634757908